



UNITED STATES ENVIRONMENTAL PROTECTION AGENCY  
WASHINGTON, DC 20460

June 29, 2022

OFFICE OF CHEMICAL SAFETY  
AND POLLUTION PREVENTION

ARXADA, LLC  
Deanna Mansueto  
Senior Regulatory Affairs Associate  
Electronic Transmittal: [deanna.mansueto@arxada.com](mailto:deanna.mansueto@arxada.com)

Subject: Notification per PRN 98-10 – To update label language and graphics  
Product Name: LONZA FORMULATION R-82  
EPA Registration Number: 6836-78  
Received Date: 6/20/2022  
Action Case: 00371951

Dear Ms. Mansueto:

The Agency is in receipt of your Application for Pesticide Notification under Pesticide Registration Notice (PRN) 98-10 for the above referenced product. The Antimicrobials Division (AD) has conducted a review of this request for its applicability under PRN 98-10 and finds that the action requested falls within the scope of PRN 98-10.

The label submitted with the application has been stamped “Notification” and will be placed in our records.

Should you wish to add/retain a reference to the company’s website on your label, then please be aware that the website becomes labeling under the Federal Insecticide Fungicide and Rodenticide Act and is subject to review by the Agency. If the website is false or misleading, the product would be misbranded and unlawful to sell or distribute under FIFRA section 12(a)(1)(E). 40 CFR 156.10(a)(5) lists examples of statements EPA may consider false or misleading. In addition, regardless of whether a website is referenced on your product’s label, claims made on the website may not substantially differ from those claims approved through the registration process. Therefore, should the Agency find or if it is brought to our attention that a website contains false or misleading statements or claims substantially differing from the EPA approved registration, the website will be referred to the EPA’s Office of Enforcement and Assurance.

If you have any questions, you may contact [Hebert.John@epa.gov](mailto:Hebert.John@epa.gov) or [Oiguenblik.Emilia@epa.gov](mailto:Oiguenblik.Emilia@epa.gov).

Sincerely,

A handwritten signature in black ink, appearing to read "John Hebert".

John Hebert, Chief  
Regulatory Management Branch I  
Antimicrobials Division (7510P)  
Office of Pesticide Programs

Note to Reviewer:  
[Items in brackets [AAA] are optional and may/may not be included on final label]  
{Items in braces {AAA} are for information purposes and will not appear on final label}

# LONZA FORMULATION R-82

Active Ingredients:

Octyl decyl dimethyl ammonium chloride .....	6.510%
Dioctyl dimethyl ammonium chloride .....	2.604%
Didecyl dimethyl ammonium chloride .....	3.906%
Alkyl (C <sub>14</sub> , 50%; C <sub>12</sub> , 40%; C <sub>16</sub> , 10%) dimethyl benzyl ammonium chloride.....	8.680%
[Other] [Inert] Ingredients:.....	78.300%
Total.....	100.000%

## NOTIFICATION

6836-78

The applicant has certified that no changes, other than those reported to the Agency have been made to the labeling. The Agency acknowledges this notification by letter dated:

06/29/2022

**KEEP OUT OF REACH OF CHILDREN**  
**DANGER [PELIGRO]**

See [left] [side] [right] [back] panel for Precautionary Statements

**FIRST AID**

**IF IN EYES:** Hold eye open and rinse slowly and gently with water for 15-20 minutes. Remove contact lenses, if present, after first 5 minutes, then continue rinsing eye.

**IF ON SKIN OR CLOTHING:** Take off contaminated clothing. Rinse skin immediately with plenty of water for 15-20 minutes. Call a poison control center or doctor for treatment advice.

**IF SWALLOWED:** Call a poison control center or doctor immediately for treatment advice. Have person sip a glass of water if able to swallow. Do not induce vomiting unless told to do so by a poison control center or doctor. Do not give anything by mouth to an unconscious person.

**NOTE TO PHYSICIAN:** Probable mucosal damage may contraindicate the use of gastric lavage.

Have the product container or label with you when calling poison control center or doctor or going for treatment. For general information on product use, etc., call the National Pesticides Information Center at 1-800-858-7378. You may also contact the poison control center at 1-800-222-1222 for emergency medical treatment information.

EPA Reg. No. 6836-78

EPA Est. No. (as indicated on container)

Net Contents: (insert container size here)

[DOT Symbols]

[Country of origin (insert country)]

[Manufactured in (insert country)]

[Barcode]

Manufactured by:

Arxada, LLC

412 Mount Kemble Avenue

Suite 200S

Morristown, NJ 07960

**PRECAUTIONARY STATEMENTS****HAZARDS TO HUMANS AND DOMESTIC ANIMALS**

**DANGER.** Corrosive. Causes irreversible eye damage and skin burns. Do not get in eyes, on skin, or on clothing. Wear protective eyewear (goggles, face shield or safety glasses), protective clothing and protective (rubber or chemical resistant) gloves. Harmful if swallowed and / or if absorbed through the skin. Wash thoroughly with soap and water after handling and before eating, drinking, chewing gum, using tobacco or using the toilet. Remove contaminated clothing and wash clothing before reuse

*{If container size is 5 gallons or larger, the following Environmental Hazards statements will be used:}*

**ENVIRONMENTAL HAZARDS**

Do not discharge effluent containing this product into lakes, streams, ponds, estuaries, oceans or other waters unless in accordance with the requirements of a National Pollutant Discharge Elimination System (NPDES) permit and the permitting authority has been notified in writing prior to discharge. Do not discharge effluent containing this product to sewer systems without previously notifying the local sewage treatment plant authority. For guidance, contact your State Water Board or Regional Office of the EPA.

*{Note to reviewer: Pages 3-10 are considered optional marketing language.}*

## One-Step Disinfectant<sup>2,5</sup>

Cleaner – Sanitizer – Fungicide – Mildewstat – Virucide\* – Deodorizer  
For Homes, Restaurants, Hospitals, Institutional and Industrial Use

Effective in hard water up to 200 ppm hardness [calculated as CaCO<sub>3</sub>] in the presence of 5% serum contamination

- Formulated for Effective Farm Premise Sanitation
- Formulated for Effective Poultry Premise Sanitation
- Formulated for Effective Swine Premise Sanitation
- Formulated for Effective Mushroom Farm Sanitation
- Formulated for Veterinary Practice / Animal Care / Animal Laboratory Disinfection
- For use in federally inspected meat and poultry plants

Staphylocidal<sup>7</sup> • Pseudomonacidal<sup>8</sup> • Bactericidal • Salmonellacidal<sup>9</sup> • Fungicidal • Virucidal\*

[Citrus], [Floral], [Fresh], [Lavender], [Lemon], [Lime], [Mint], [Peppermint], [Pine], [Woody] [Scent] [Scented]  
[Fragrance] [Odor] [Unscented] [Fragrance Free]

Cleans [Cleaner]

Concentrate [Concentrated]

Deodorizes [Deodorant]

Disinfects [Disinfectant]

This product contains no [phosphates] [or] [phosphorous compounds].

### **Lonza Formulation R-82:**

- [XX] quart[s]; [YY] L Bag Yield Rate
- [XX] oz/gal (dilution factor) makes [YY] gallons, which is equivalent to: ( [ZZ] 2-gallon mop buckets) ( [AA] quarts)
- Each [XX] case makes [YY] end-use gallons
- Cleans<sup>2</sup>, disinfects and deodorizes in one labor saving step
- deodorizes by killing microorganisms that cause offensive odors.
- delivers non-acid disinfectant and cleaning performance in an economical concentrate.
- Disinfects surfaces<sup>2</sup> by killing [99.9%] SARS-Related Coronavirus 2 [SARS-CoV-2] [USA-WA1/2020] [in one step]
- Effective against SARS-Related Coronavirus 2<sup>2</sup> [SARS-CoV-2] [USA-WA1/2020] [in 1 minute]
- [Effective against] [Disinfects] [Kills] [99.9%] SARS-CoV-2<sup>2</sup> [virus]
- [Effective against] [Disinfects] [Kills] [99.9%] SARS-CoV-2<sup>2</sup> [virus]
- [Effective against] [Disinfects] [Kills] [99.9%] SARS-CoV-2 virus<sup>2</sup>, the cause of COVID-19
- is effective yet economical.
- is a complete, chemically balanced disinfectant [and sanitizer] [that provides clear use solutions even in the presence of hard water].
- is a [concentrated] [one-step<sup>2</sup>] [Hospital Use] disinfectant<sup>5</sup> cleaner that is effective against a broad spectrum of bacteria, is virucidal\* [including HIV-1, the AIDS Virus] [and Hepatitis B Virus] [and Hepatitis C Virus], fungicidal, and inhibits the growth of mold and mildew, and their odors, when used as directed.
- is a mildewstat and will effectively inhibit the growth of mold and mildew and the odors caused by them when applied to hard, non-porous surfaces.
- is a proven one-step<sup>2</sup> disinfectant<sup>5</sup> - cleaner - sanitizer<sup>6</sup> - fungicide - mildewstat - virucide\* which is effective in water up to 200 ppm hardness in the presence of 5% serum contamination.
- is a proven "one-step<sup>2</sup>" cleaner - sanitizer<sup>6</sup> which is effective in water up to 500 ppm hardness in the presence of 5% serum contamination.
- is a [versatile] cleaner and broad spectrum disinfectant formulated for use only on non-critical instruments in Ultrasonic Baths [Ultrasonic cleaning units].
- is a [versatile] disinfectant and sanitizer for hard, non-porous, non-food contact surfaces in Veterinarian, Animal care and Farm Premise applications.

- is an economical concentrate [that can be diluted for use] [with a mop and bucket, trigger sprayers, sponge or by soaking].
- is an effective one-step sanitizer<sup>6</sup>-cleaner for use on hard, non-porous, non-food contact surfaces.
- is effective against Citrus Canker Disease [*Xanthomonas axonopodis* pv. *citri*] at 2000-ppm active quat.
- is effective at controlling mold and mildew odor on mattresses, pillows and shower curtains. **{Not for use in California}**
- is formulated for use in daily maintenance programs with a balance of detergents and malodor counteractants that deliver effective cleaning, disinfecting and malodor control.
- [Kills] [Effective against] the virus<sup>1,2</sup> that causes COVID-19
- [Kills] [Eliminates] 99.9% SARS-Related Coronavirus<sup>2</sup> [SARS-CoV-2] [USA-WA1/2020] [causative agent of COVID-19] [the virus that causes COVID-19]
- [Kills] [Eliminates 99.9%] [Removes] [Destroys] avian influenza A (H3N2) [and] (H5N1) on pre-cleaned environmental surfaces
- [Kills] [Eliminates 99.9%] [Removes] [Destroys] (*Insert pathogen or pathogens from lists on pages 9-10*) on [pre-cleaned] environmental surfaces
- [Kills] [Eliminates 99.9%] [Removes] [Destroys] [Germs] [Bacteria] [Viruses\*] [on [pre-cleaned] environmental surfaces]
- Kills Cold & Flu Virus<sup>\*,2</sup>
- Kills coronavirus<sup>1,2</sup> that causes COVID-19
- Kills the virus<sup>1,2</sup> that causes COVID-19
- Kills the coronavirus<sup>1,2</sup> that causes COVID-19
- Kills [99.9% of] SARS-CoV-2<sup>2</sup>, which causes COVID-19
- leaves a clean fresh scent.
- [Proven to] kill[s] coronavirus<sup>1,2</sup>
- [Proven to] kill[s] the virus<sup>1,2</sup> that causes COVID-19
- provides long lasting freshness against tough [pet] odors such as odors from litter boxes and pet accidents.
- will disinfect, clean and deodorize hard, non-porous surfaces in rest rooms and toilet areas, behind and under sinks and counters, garbage cans and garbage storage areas, and other places where bacterial growth can cause malodors.
- will not leave grit or soap scum.
- Quaternary blend disinfectant effective in 200ppm hard water and 5% organic load.
- Sanitizes<sup>2</sup> 99.9% of *Staphylococcus aureus* and *Klebsiella pneumoniae* in 60 seconds.
- tested using the AOAC Use-Dilution Method
- tested using the ASTM test method for non-food contact surface sanitizer
- Formulated for effective farm, poultry, and swine premise and veterinary practice.
- Broad spectrum kill of molds, bacteria, viruses and fungi.
- Effective against *Aspergillus fumigatus* at a ½ oz. per gallon dilution
- Effective against the following [Carbapenem-resistant Enterobacteriaceae] [CRE]:
  - *Escherichia coli* – NDM-1 positive
  - *Klebsiella pneumoniae* – NDM-1 positive

{Note to reviewer: below claims require **TO SANITIZE SOFT SURFACES** Directions on page 16}

- (proven) (effective) soft surface spot sanitizer treatment
- (proven) (effective) for use on soft surfaces as a spot treatment
- (proven) (effective) on fabric surface(s) as a spot treatment
- For use as a spot treatment on (soft surfaces) such as [insert from soft surface use sites]
- Cost effective (Concentrate) for use on soft surfaces as a spot treatment
- One step spot sanitizer treatment for soft surfaces
- One step spot sanitizer treatment for fabric surface(s)
- Sanitizes soft surfaces as a spot treatment (in 5 minutes)
- Sanitizes fabric surfaces as a spot treatment (in 5 minutes)
- Is a proven soft surface spot sanitizer treatment against:
  - Staphylococcus aureus, Enterobacter aerogenes

### Use **Lonza Formulation R-82**

- as a disinfectant on hard, non-porous, non-food surfaces.
- for non-scratch cleaning of showers and tubs, shower doors and curtains, fixtures and toilet bowl exteriors.
- for Farm Premise Sanitation of hard non-porous surfaces: floors, walls, feed racks, mangers, troughs, automatic feeders, fountains and waterers, forks, shovels, scrapers and other non-porous surfaces in barns, pens, stalls, chutes and other facilities and fixtures occupied or traversed by animals.
- for Poultry Premise Sanitation [Hatcheries]: Egg Receiving Area, Egg Holding Area; Setter Room, Tray Dumping Area, Trays, Buggies, Racks, Egg Flats, Chick Holding Room, Hatchery Room, Chick Processing Area, Chick Loading Area, Poultry Buildings, Ceilings, Sidewalls and Floors, Drinkers and other Poultry House related equipment, and all other hard, non-porous surfaces in the Hatchery environment.
- for sanitizing and disinfecting of ultrasound transducers, probes, mammography compressor plates and other hard non-porous surfaces.
- for Swine Premise Sanitation: Waterers and Feeders, Hauling Equipment, Dressing Plants, Loading Equipment, Farrowing Barns and areas, Nursery blocks, Creep area, Chutes.
- in federally inspected Meat & Poultry Plants as a disinfectant or non-food contact sanitizer on all surfaces in inedible product processing areas, nonprocessing areas and / or exterior areas. This product was authorized by USDA as category D1 under the prior authorization program and its formula has not been changed.
- in kitchens, bathrooms and other household areas.
- in the laundry to control odors on musty bedding and linens. Test on a small inconspicuous area before using. **{Not for use in California}**
- in work areas such as tool rooms and garages for odor control and light duty cleaning.
- on coils and drain pans of air conditioning and refrigeration equipment and heat pumps. Follow the directions for sanitization of non-food contact surfaces.
- on mildew stains in damp areas such as bathrooms, showers, kitchens, basements and laundry rooms.
- [on] [to clean and disinfect] [to clean and sanitize] non-porous personal protective safety equipment: protective headgear, hard hats, half-mask respirators, full face breathing apparatus, gas masks, goggles, spectacles, face shields, hearing protectors and ear muffs. Rinse all equipment that comes in prolonged contact with skin before reuse with clean warm water [about 120°F], and allow to air dry. [Precaution: Cleaning at 120°F temperature will avoid overheating and distortion of the personal safety equipment which would necessitate replacement].
- [on] [to clean and disinfect] non-porous athletic mats, wrestling mats, gymnastic mats, exercise equipment and training tables.
- to clean and disinfect sealed finished floors, apply with damp mop or autoscrubber. Cleans and disinfects without dulling gloss.
- to clean and disinfect sealed finished floors, sinks and tubs.
- to clean and disinfect non-porous fire fighting bunker / turnout gear; trousers; overcoats, gloves, boots, hoods, helmets, air masks.
- to clean and disinfect non-porous salon / barber tools and instruments: combs, brushes, scissors, blades and manicure instruments.
- to clean and sanitize tables, chairs, and countertops
- to remove odors caused by flooding and smoke from fires.
- with a mop and bucket, trigger sprayer, sponge or by soaking.

**[AREAS OF USE:]**

Use **Lonza Formulation R-82** in:

*{Note to reviewer: Each entry below also represents a graphic depicting the corresponding area of use. The graphics will only represent individual objects or outsides or insides of buildings as described below. No people, animal or food will be depicted in graphics.}*

Bathrooms  
Homes [Households]  
Kitchens

Clinics  
Dental offices  
Health Care Facilities  
Hospitals  
Medical Offices  
Medical Related facilities  
Nursing homes  
Sick Rooms

Day care centers  
Nurseries

Bars  
Cafeterias  
Convenience stores  
Food Preparation Areas  
Food processing plants  
Food storage areas  
Institutional kitchens  
Restaurants [Front of House]  
USDA inspected food processing facilities

Athletic facilities  
Barber shops  
Business and office buildings  
Colleges  
Correctional facilities  
Dressing rooms  
Exercise facilities  
Factories  
Hotels  
Institutional facilities  
Institutions  
Locker rooms

Motels  
Prisons  
Public facilities  
Public rest rooms,  
Schools  
Shower and bath areas  
Salons [Beauty] [Tanning]  
Universities

Camp grounds  
Play ground equipment

Animal laboratories  
Dairy farms  
Farms  
Hog farms  
Kennels  
Mushroom Farms  
Poultry farms  
Pet animal quarters  
Pet shops  
Turkey farms  
Zoos

Airplanes  
Airports  
Ambulances  
Boats  
Buses  
Campers  
Cars  
Emergency [Police] [EMS] [Fire] [Rescue] vehicles  
Mobile homes  
Ships  
Taxis  
Trailers  
Trains  
Transportation terminals

Cross-contamination is of major housekeeping concern. **Lonza Formulation R-82** has been formulated to aid in the reduction of cross-contamination between treated hard, non-porous surfaces not only in hospitals, but in schools, institutions and industry.

**Lonza Formulation R-82** is a phosphate free, germicidal detergent effective on visibly clean hard non-porous surfaces found at mushroom farms. **Lonza Formulation R-82** has been designed for use between mushroom crops. Areas of intended use include breezeways and track alleys before spawning, inside and outside walls of mushroom houses, lofts, floors, storage sheds and casing rings. Use of **Lonza Formulation R-82** must be limited to areas where compost and mushrooms are not present.

Other suggested Uses: Homes, Veterinary Clinics, Fish Markets, Kennels, Trash Compactors, Offices, Beauty Salons, Locker Rooms, Health Spas, Conference rooms, Elevators, Smoking Areas, Lounges, Day Care Centers, Dry Cleaners, Theaters, Farms, Auditoriums and Churches.



**[TYPES OF SURFACES:]**

Use **Lonza Formulation R-82** on washable hard, non-porous surfaces of:

*{Note to reviewer: Each entry below also represents a graphic depicting the corresponding type of surface. No people, animal or food will be depicted in graphics. Only exteriors of microwaves and refrigerators will be depicted. Toy graphics will be submitted to Agency for review.}*

Appliances, exteriors  
Bathroom fixtures  
Bathtubs [fiberglass]  
Cabinets  
Cages  
Chairs  
Coils and drain pans of air conditioning and refrigeration equipment and heat pumps  
Conductive flooring  
Counters [Countertops]  
Countertop laminates  
Desks  
Doorknobs  
Floors  
Garbage cans  
Highchairs  
Kennel runs  
Microwave ovens, exteriors of

Outdoor [patio] furniture except cushions and wood frames

Refrigerators, exteriors of  
Refrigerated storage and display equipment<sup>10</sup>

Showers  
Shower stalls [Fiberglass]  
Sinks [bathroom] [kitchen] [Fiberglass]  
Stoves<sup>10</sup> [stovetops<sup>10</sup>]

Tables [Non-wooden picnic tables]

Tanning beds  
Telephones

Toilet exteriors  
Toilet bowl exteriors  
Toilet bowl surfaces  
Tubs [Fiberglass]  
Tiles, glazed  
Ultrasonic baths

Use **Lonza Formulation R-82** on soft surfaces of:

Soft (household) surfaces  
Upholstery  
Fabric  
(upholstered) Couches(es), Sofa(es) Chair(s), seat cushion(s)  
(upholstered) cushions(s), pillow(s)  
(upholstered) furniture

Urinals  
Walls  
Whirlpool bathtubs

Non-critical medical device surfaces:

Beds [Medical] [Hospital]

Bed frames

Bed rails

Crutches

Defibrillators

Gurneys

Non-critical [hospital] [medical] equipment surfaces:

[Medical] Examining tables

[Medical] [Hospital] Lamps

Rescue tools

Resuscitators

[Medical] [Hospital] Scales

Stands

Stretchers

Stethoscopes

Walkers

Wheel chairs

Other hard non-porous surfaces made of:

Glazed ceramic

Glazed enameled surfaces

Glazed porcelain

Laminated surfaces

Metal

Plastic [such as polystyrene or polypropylene]

Sealed stone

Stainless steel

Upholstery, vinyl and plastic

Woodwork, finished

(fabric) Window treatment(s), Curtain(s), Draperies, Shower curtain(s)

(fabric) (Gym) (Laundry) (diaper) Bags, back pack(s)

(Fabric) Hamper(s)

(Fabric) (Dog) (Pet) Bedding, Blankets

(fabric) (upholstered) (car) seat(s)

(fabric) stuffed animal(s), toy(s)

**Lonza Formulation R-82** is effective at eliminating odors on porous surfaces such as upholstery, drapes, carpets, bedding, shower curtains, mattresses and non-porous surfaces such as walls and floors. Excellent for fire restoration.

**Lonza Formulation R-82** is a sanitizer for hard non-porous non-food contact surfaces tested according to the method for Sanitizers - Non-Food Contact Surfaces, modified in the presence of 500 ppm hard water plus 5% organic serum in 60 seconds against:

Klebsiella pneumoniae [ATCC 4352]  
Staphylococcus aureus [ATCC 6538]

**Lonza Formulation R-82** is a [one-step<sup>2</sup>] [Hospital Use] disinfectant, Bactericidal tested according to the current AOAC Use-Dilution Test Method and Virucidal\* tested according to the virucidal qualification modified in the presence of 200 ppm hard water plus 5% organic serum against:

{or}

As a disinfectant, **Lonza Formulation R-82** [kills] [is effective against]:

[Bacteria:]

Pseudomonas aeruginosa [Pseudomonas] [ATCC 15442]

Staphylococcus aureus [Staph] [ATCC 6538]

Salmonella enterica [Salmonella] [ATCC 10708]

Acinetobacter baumannii [ATCC 19606]

Burkholderia cepacia [ATCC 25416]

Campylobacter jejuni [ATCC 29428]

Corynebacterium ammoniagenes [ATCC 6871]

Enterobacter aerogenes [ATCC 13048]

Enterobacter cloacae NDM-1 positive [CDC 1000654]

Enterococcus faecalis [Enterococcus] [ATCC 11700]

Enterococcus faecalis- Vancomycin Resistant [VRE] [ATCC 51299]

Escherichia coli [E. coli] [ATCC 11229]

Escherichia coli, New Delhi Metallo-Beta Lactamase (NDM-1) [ATCC BAA-2469]

ESBL Escherichia coli – [Extended spectrum beta-lactamase producing E. coli] [CU-209]

Klebsiella pneumoniae [Klebsiella] [ATCC 4352]

Klebsiella pneumoniae – NDM-1 positive [CDC 1000527]

Legionella pneumophila [ATCC 33153]

Listeria monocytogenes [Listeria] [ATCC 19117]

Salmonella schottmuelleri [Salmonella] [ATCC 10719]

Salmonella typhi [Salmonella] [ATCC 6539]

Serratia marcescens [Serratia] [ATCC 274]

Shigella dysenteriae [Shigella] [ATCC 9380]

Staphylococcus aureus - Community Associated Methicillin-Resistant [CA-MRSA] [NRS384] [USA300] [Focus Technologies Inc.]

Staphylococcus aureus - Community Associated Methicillin-Resistant [CA-MRSA] [NRS123] [USA400] [Focus Technologies Inc.]

Staphylococcus aureus - Methicillin-Resistant [MRSA] [ATCC 33592]

Staphylococcus aureus - Multi-Drug Resistant [resistant to tetracycline [Tc], penicillin [Pc], streptomycin [Sm] and erythromycin [Em] and susceptible to chloramphenicol [Cm] *in vitro*] [ATCC 14154]

Staphylococcus aureus-Vancomycin Intermediate Resistant – [VISA] [CDC# HIP-5836]

Streptococcus pyogenes [Strep] [ATCC 12384]

Vibrio cholerae [ATCC 14035]

[Viruses:]

{Note to reviewer: the following are enveloped viruses:}

\*Hepatitis B Virus [HBV] [Pekino strain, Stanford University]

\*Hepatitis C Virus [HCV] [BVDV-CPE, American Bioresearch Laboratories]

\*Herpes Simplex Virus Type 1 [Sabin]

\*Herpes Simplex Virus Type 2 [CL-5] [Strain G, ATCC 734] [HSV-2 Sabin]

\*HIV-1 [AIDS Virus] [Strain HTLV-III<sub>RF</sub>]

\*Human Coronavirus [ATCC VR-740]

\*Influenza Virus Type A / H1N1 [Influenza] [CDC E-7 1/8/79]

\*Influenza Virus Type A / H3N2 [Influenza] [ATCC VR-544]

\*[2013] Influenza A Virus (H7N9) [A/Anhui/1/2013; Centers for Disease Control and Prevention]

\*Respiratory Syncytial Virus [RSV] [Strain Long, ATCC VR-26]

\*SARS Associated Coronavirus [SARS] [cause of Severe Acute Respiratory Syndrome] [CDC Strain 200300592, ZeptoMetrix Corporation]

\*SARS-Related Coronavirus 2 [SARS-CoV-2] [cause of COVID-19] [strain USA-WA1/2020, Source: BEI Resources, NR-52281]

\*Vaccinia Virus [Wyeth Strain]

Lonza Formulation R-82

EPA Reg. No. 6836-78

EPA Submission: 2022-06-20

{Note to reviewer: the following are non-enveloped viruses:}

\*Adenovirus Type 5 [ATCC VR-5] [2 oz. per gallon]

\*Adenovirus Type 7 [ATCC VR-7] [2 oz. per gallon]

\*Norwalk Virus [Feline Calicivirus] [Norovirus] [University of Ottawa]

\*Rotavirus [WA strain, University of Ottawa]

**Lonza Formulation R-82** [kills] [is effective against] [the following animal viruses]:

Avian Infectious Bronchitis Virus [ATCC VR-22]

Avian Influenza Virus (H3N2) [ATCC VR-2072]

Avian Influenza Virus (H5N1) [Strain VNH5N1-PR8/CDC-RG, Centers for Disease Control and Prevention]

Canine Distemper Virus [Strain Onderstepoort, American Bioresearch Laboratories]

Feline Calicivirus [University of Ottawa]

Feline Panleukopenia Virus [ATCC VR-648, Strain Philips-Roxane] [8 oz. per gallon]

Murine Norovirus<sup>3</sup> [MNV-1, Strain MNV-1.CW1]

Newcastle's Disease Virus [ATCC VR-108, Strain B1, Hitchner or Blacksburg]

Pseudorabies Virus [Strain Aujesczkies, PT-1 origin, American Bioresearch Laboratories]

[Fungi:]

Aspergillus fumigatus [ATCC 36607]

Aspergillus niger<sup>4</sup> [mildew] [ATCC 6275]

Trichophyton interdigitale [the Athlete's Foot Fungus] [A cause of Ringworm] [A cause of Ringworm of the foot]  
[ATCC 9533]

{Note to Reviewer: These statements for claims against large non-enveloped, and/or enveloped emerging viral pathogens shall not appear on marketed (final print) product labels.}

### EMERGING VIRAL PATHOGEN CLAIMS

This product qualifies for emerging viral pathogen claims per the EPA's 'Guidance to Registrants: Process for Making Claims Against Emerging Viral Pathogens not on EPA-Registered Disinfectant Labels' when used in accordance with the appropriate use directions indicated below.

This product meets the criteria to make claims against certain emerging viral pathogens from the following viral category[ies]:

- Enveloped viruses
- Large, non-enveloped viruses

For an emerging viral pathogen that is a/an...	...follow the directions for use for the following organisms on the label:
Enveloped virus	Rotavirus, WA strain, University of Ottawa
Large, non-enveloped viruses	Feline Calicivirus, University of Ottawa

**[Lonza Formulation R-82]** has demonstrated effectiveness against viruses similar to **[name of emerging virus]** on **hard, non-porous surfaces**. Therefore, **[Lonza Formulation R-82]** can be used against **[name of emerging virus]** when used in accordance with the directions for use against **[Name of the supporting virus]** on **hard, non-porous surfaces**. Refer to the **[CDC or OIE]** website at **[pathogen-specific website address]** for additional information.

OR

**[Name of illness/outbreak]** is caused by **[name of emerging virus]**. **[Lonza Formulation R-82]** kills similar viruses and therefore can be used against **[name of emerging virus]** when used in accordance with the directions for use against **[Name of the supporting virus]** on **hard, non-porous surfaces**. Refer to the **[CDC or OIE]** website at **[website address]** for additional information."

**Dilution:**

Disinfection [1] [Soft Surface Sanitization] [1:256] .....	½ oz. per gallon of water	[848 ppm active]
Disinfection [1:128] .....	1 oz. per gallon of water	[1695 ppm active]
Disinfection [1:64] .....	2 oz. per gallon of water	[3390 ppm active]
Disinfection [1:16] .....	8 oz. per gallon of water	[13562 ppm active]
Sanitizer [1:1024] .....	½ oz. per 4 gallons of water	[200 ppm active quat]

*{If the following Spanish statement is used, it must appear directly above DIRECTIONS FOR USE.}  
 Si usted no entiende la etiqueta, busque a alguien para que se la explique a usted en detalle. [If you do not understand the label, find someone to explain it to you in detail.]*

**DIRECTIONS FOR USE**

It is a violation of Federal law to use this product in a manner inconsistent with its labeling.

Before use in federally inspected meat and poultry food processing plants and dairies, food products and packaging materials must be removed from the room or carefully protected.

**Preparation of Use-Solution:**

[Add] [Mix] [½ oz. per gallon of water [1:256]] or [½ - 1 oz. per gallon of water] or [½ – 2 oz. per gallon of water]. For heavy duty use, [add] [mix] 2 oz. per gallon of water [1:64]. Use 2 oz. per gallon of water to kill Adenovirus Type 5 and type 7. Use 8 oz. per gallon of water to kill Feline Panleukopenia Virus.

**DISINFECTION / VIRUCIDAL\* / FUNGICIDAL / MOLD AND MILDEW CONTROL DIRECTIONS:**

Apply use-solution to hard, non-porous surfaces, thoroughly wetting surfaces with a cloth, mop, sponge, sprayer or by immersion. Treated surfaces must remain visibly wet for 10 minutes. *{Note to reviewer: if using reduced contact time for Influenza Virus Type A and/or Human Coronavirus and/or SARS-CoV-2, the following sentence will be required:}* **[For [Influenza Virus Type A] [and] [Human Coronavirus] [and] [SARS-Cov-2],** treated surfaces must remain visibly wet for 1 minute.] Wipe dry with a cloth, sponge or mop or allow to air dry. For visibly soiled areas, a preliminary cleaning is required.

For sprayer applications, use a coarse spray device. Spray 6 - 8 inches from the surface. Do not breathe spray.

Rinse all surfaces that come in contact with food such as countertops, exteriors of appliances, tables and stovetops with potable water before reuse. Do not use on utensils, glassware and dishes.

**For fungicidal activity, Lonza Formulation R-82** is an effective fungicide [against [Trichophyton interdigitale [the Athlete’s Foot Fungus] [A cause of Ringworm] [A cause of Ringworm of the foot] {or} [Aspergillus fumigatus]] in areas such as locker rooms, dressing rooms, shower and bath areas and exercise facilities. Dilute at [½ oz.] or [½ - 1 oz. per gallon of water] or [½ – 2 oz. per gallon of water] per gallon in 200 ppm hard water and allow surface to remain visibly wet for 10 minutes.

*{Note to Reviewer: If mold and mildew instructions are used, Aspergillus niger must be included in the organisms listed.}*

**For mold and mildew,** At [½ oz.] or [½ - 1 oz. per gallon of water] or [½ – 2 oz. per gallon of water] per gallon, **Lonza Formulation R-82** will effectively inhibit the growth of mold and mildew and the odors caused by them when applied to hard, non-porous surfaces. Follow disinfection instructions. Repeat treatment every seven days, or more often if new growth appears.

*{Note to reviewer: Only one of the following two statements will be used. Supplemental registrants will pick only one time frame for their label up to one year.}*

**BACTERICIDAL STABILITY OF USE-DILUTION:** [Tests confirm that] the use solution of this product, when stored in a sealed container such as a spray bottle, remains effective for *{Note to reviewer: one of the following timeframes must be selected:}* [up to 7 days] [for up to one week] [for up to one month] [for up to 2 months] [for up to 3 months] [for up to 4 months] [for up to 5 months] [for up to 6 months] [for up to 12 months] [for up to 1 year]. If product becomes visibly dirty or contaminated, the use-dilution must be discarded and fresh product prepared. Always use clean, properly labeled containers when diluting this product. Bactericidal stability of the use-dilution does not apply to open containers such as buckets or pails.

*{or}*

Prepare a fresh solution daily or more often if the use solution becomes visibly diluted or soiled.

*{Note for reviewer: For labels that list medical premises and metal and / or stainless steel surfaces, one of the following statements must be used:}*

This product is not to be used as a terminal sterilant / high level disinfectant on any surface or instrument that [1] is introduced directly into the human body, either into or in contact with the bloodstream or normally sterile areas of the body, or [2] contacts intact mucous membranes but which does not ordinarily penetrate the blood barrier or otherwise enter normally sterile areas of the body. [This product may be used to preclean or decontaminate critical or semi-critical medical devices prior to sterilization or high level disinfection.]

*{or}*

This product is not for use on medical device surfaces.

**\*KILLS HIV AND HBV AND HCV ON PRE-CLEANED ENVIRONMENTAL SURFACES / OBJECTS**

**PREVIOUSLY SOILED WITH BLOOD / BODY FLUIDS** in health care settings or other settings in which there is an expected likelihood of soiling of inanimate surfaces / objects with blood or body fluids, and in which the surfaces / objects likely to be soiled with blood or body fluids can be associated with the potential for transmission of Human Immunodeficiency Virus Type 1 [HIV-1] [associated with AIDS] or Hepatitis B Virus [HBV] or Hepatitis C Virus [HCV].

**Special Instructions for Cleaning and Decontamination against HIV-1 or HBV or HCV on Surfaces / Objects Soiled With Blood / Body Fluids.**

**Personal protection:** Clean-up must always be done wearing protective gloves, gowns, masks and eye protection.

**Cleaning procedure:** Blood and other body fluids containing HIV or HBV or HCV must be thoroughly cleaned from surfaces and objects before application of **Lonza Formulation R-82**.

**Contact time:** Leave surface visibly wet for 1 minute [60 seconds] for HIV-1 and 10 minutes for HBV and HCV with [ $\frac{1}{2}$  oz.] *or* [ $\frac{1}{2}$  - 1 oz.] *or* [ $\frac{1}{2}$  - 2 oz.] per gallon use-solution. Use 2 oz. per gallon of water to kill Adenovirus Type 5 and type 7. Use a 10-minute contact time for disinfection against all other viruses, bacteria and fungi claimed.

**Disposal of infectious material:** Blood, body fluids, cleaning materials and clothing must be autoclaved and disposed of according to local regulations for infectious waste disposal.

**For use as a One-Step Cleaner and Disinfectant by Electrostatic Spraying<sup>2</sup>:**

Electrostatic spray application is for efficacy claims with a 10 minute contact time and 1:256 dilution. This application method is not to be used to treat surfaces for sanitization or fungicidal claims.

- Ensure bystanders and pets are not present in the room during application.
- Clean visibly dirty surfaces prior to spraying.
- Wear a N95 filtering facepiece respirator or half face respirator with a N95 filter and eye protection (goggles, face shield or safety glasses) when spraying.
- Select a spray nozzle that produces spray droplet particles with a volume median diameter (VMD)  $\geq 80$   $\mu\text{m}$ .
- Place the electrostatic spray function in the ON position for electrostatic spray models that have the functionality to toggle ON/OFF.
- Hold the sprayer nozzle 12 inches away from the target surface. Starting at the highest point and working down to the lowest point, spray target surfaces using a smooth methodical "S" pattern. To avoid leaving gaps in sprayed surfaces, overlap previously treated surfaces when moving onto subsequent sections.
- The target surface must remain visibly wet for 10 minutes. Re-apply product as necessary to keep surface visibly wet for the duration of the contact time. Wipe surfaces dry (or rinse) (or allow to air dry).
- Allow the treated room to remain unoccupied for 15 minutes before reentering.

**NON-ACID TOILET BOWL [AND URINAL] DISINFECTANT / CLEANER DIRECTIONS:**

Remove visible filth prior to disinfection.

**From Concentrate:**

Add [ $\frac{1}{2}$  oz.] or [ $\frac{1}{2}$  - 1 oz.] or [ $\frac{1}{2}$  - 2 oz.] to the bowl and mix. Brush over exposed surfaces and under the rim, allow to stand for 10 minutes and flush.

**From Use Solution:**

Empty toilet bowl [or urinal] and apply [ $\frac{1}{2}$  oz.] or [ $\frac{1}{2}$  - 1 oz.] or [ $\frac{1}{2}$  - 2 oz.] per gallon use-solution to exposed surfaces and under the rim with a cloth, mop, sponge or mechanical spray. Brush or swab thoroughly; allow to stand for 10 minutes and flush.

**For Heavy Duty Use:**

Empty toilet bowl [or urinal] and apply 2 oz. per gallon use-solution to exposed surfaces including under the rim with a cloth, mop, sponge or sprayer, brush or swab thoroughly, allow to stand for 10 minutes and flush.

**SALON / BARBER INSTRUMENTS AND TOOLS DISINFECTION [BACTERICIDE] / VIRUCIDE / FUNGICIDE DIRECTIONS:**

Mix 1 - 2oz. [30 ml] of **Lonza Formulation R-82** per gallon of water [ $\frac{1}{4}$  -  $\frac{1}{2}$  oz. [7.5- 15.0 ml] of **Lonza Formulation R-82** per quart of water] to disinfect hard non-porous instruments and tools. Use 2 oz. per gallon of water to kill Adenovirus Type 5 and type 7. Completely immerse combs, brushes, rollers, manicure and other salon instruments and tools for 10 minutes. For heavily soiled instruments and tools, a preliminary cleaning is required. Rinse thoroughly and dry before use. Fresh solution must be prepared daily or more often if solution becomes diluted or soiled.

**Note:** Plastics may remain immersed until ready to use. Stainless steel shears and instruments must be removed after 10 minutes, rinsed, dried and kept in a clean, non-contaminated receptacle. Prolonged soaking may cause damage to metal instruments.

**ULTRASONIC BATH DISINFECTANT [VIRUCIDAL\*] DIRECTIONS:**

Use **Lonza Formulation R-82** to disinfect hard non-porous, non-critical objects compatible with Ultrasonic cleaning units. Pour fresh use-solution of [ $\frac{1}{2}$  oz.] or [ $\frac{1}{2}$  - 1 oz.] or [ $\frac{1}{2}$  - 2 oz.] per gallon of water directly into bath chamber. Use 2 oz. per gallon of water to kill Adenovirus Type 5 and type 7. Preclean heavily soiled objects. Place objects into unit and operate for a minimum of 10 minutes, according to the manufacturer's directions.

Remove objects and wash with sterile water [sterile water for injection] or allow to air dry. Prepare fresh solution for each use.



**DISINFECTION OF [WHIRLPOOL [BATH[S]] [UNITS]:**

After using the [whirlpool [unit] [bath]], drain and refill with fresh water to [just cover the intake valve] [cover the highest jet] [2 inches above the highest jet]. Add [ $\frac{1}{2}$  oz.] or [ $\frac{1}{2}$  - 1 oz.] or [ $\frac{1}{2}$  - 2 oz.] of **Lonza Formulation R-82** for each gallon of fresh water added. Use 2 oz. per gallon of water to kill Adenovirus Type 5 and type 7. Start the pump to circulate the solution. Wash down the sides, [[deck,] [seat of chair lift,] [any related equipment,]] and any uncovered surfaces on the [bath] [unit] with a clean swab, brush or sponge. Treated surfaces must remain visibly wet for 10 minutes. After the [unit] [bath] has been thoroughly disinfected, drain the solution from the [unit] [bath] and rinse the disinfected surfaces with fresh water. Wipe dry with a clean sponge or cloth or allow to air dry. Repeat for heavily soiled units.

**WHIRLPOOL FOOT SPAS DISINFECTION:**

After using the whirlpool foot spa, drain the water. Use  $\frac{1}{2}$  oz. of product per gallon of water [2 oz. per gallon of water to kill Adenovirus Type 5 and 7] to cover the intake valve or 2 inches above the highest jet. Start the pump to circulate the solution. Swab exposed surfaces including unit sides, chair and any related equipment thoroughly with a cloth, sponge or brush and allow treated surfaces and solution to stand for 10 minutes. After the unit has been thoroughly disinfected rinse all disinfected surfaces with fresh water.

**FOR USE ON SEALED FINISHED FLOORS:** To limit gloss reduction use **Lonza Formulation R-82** at [ $\frac{1}{2}$  oz.] or [ $\frac{1}{2}$  - 1 oz.] per gallon. Apply with a damp mop or autoscrubber. Allow surface to remain visibly wet for 10 minutes. Wipe or allow to air dry.

**["SPECIAL INSTRUCTIONS FOR INACTIVATING AVIAN INFLUENZA" AND OTHER ANIMAL VIRUSES LISTED ON THIS LABEL]**

**{or}**

**[VETERINARY [PRACTICE]] [FACILITIES] / [ANIMAL CARE] [FACILITIES] / [ANIMAL LABORATORY] [FACILITIES] / [ZOOS] / [PET SHOPS] / [KENNELS] DISINFECTION [/ VIRUCIDAL\*] DIRECTIONS:**

For cleaning and disinfecting hard non-porous surfaces: equipment used for feeding or watering animals, utensils, instruments, cages, kennels, stables, catteries, pens, stalls and etc. Remove all animals and feeds from premises, animal transportation vehicles, crates, pens, stalls and etc. Remove all litter, droppings and manure from floors, walls and surfaces of facilities occupied or traversed by animals. Empty all feeding and watering appliances. Thoroughly clean all surfaces with soap or detergent and rinse with water. Saturate surfaces with a use-solution of [ $\frac{1}{2}$  oz.] or [ $\frac{1}{2}$  - 1 oz.] or [ $\frac{1}{2}$  - 2 oz.] of **Lonza Formulation R-82** per gallon of water [or equivalent dilution] for a period of 10 minutes. Use 2 oz. per gallon of water to kill Adenovirus Type 5 and Type 7. Use 8 oz. per gallon of water to kill Feline Panleukopenia Virus. For murine norovirus use dilution must be made with deionized water. Wipe or allow to air dry. Immerse all halters, ropes, and other types of equipment used in handling and restraining animals as well as forks, shovels, and scrapers used to remove litter and manure. Thoroughly scrub all treated surfaces, then rinse all surfaces that come in contact with food, including equipment used for feeding or watering, with potable water before reuse. Ventilate buildings, animal enclosures, [vehicles] and other closed spaces. Do not house animals or employ equipment until treatment has been absorbed, set or dried.

**FARM PREMISE USE:**

Remove all animals and feed from premises, vehicles and enclosures. Remove all litter and manure from floors, walls and surfaces of barns, pens, stalls, chutes and other facilities and fixtures occupied or traversed by animals. Empty all troughs, racks and other feeding and watering appliances. Thoroughly clean all surfaces with soap or detergent and rinse with water. Saturate all surfaces with a use-solution of [ $\frac{1}{2}$  oz.] or [ $\frac{1}{2}$  - 1 oz.] or [ $\frac{1}{2}$  - 2 oz.] of **Lonza Formulation R-82** per gallon of water [or equivalent dilution] for a period of 10 minutes. Use 2 oz. per gallon of water to kill Adenovirus Type 5 and Type 7. Immerse all halters, ropes and other types of equipment used in handling and restraining animals as well as forks, shovels and scrapers used for removing litter and manure. Ventilate buildings, cars, boats and other closed spaces. Do not house livestock or employ equipment until treatment has been absorbed, set or dried. Thoroughly scrub all treated feed racks, mangers, troughs, automatic feeders, fountains and waterers with soap or detergent, and rinse with potable water before reuse.

## **POULTRY AND SWINE PREMISE DISINFECTION / [VIRUCIDAL] DIRECTIONS:**

Remove all animals and feeds from premises, vehicles and enclosures such as coops and crates. Remove all litter, droppings and manure from floors, walls and surfaces of barns, pens, stalls, chutes and other facilities and fixtures occupied or traversed by animals. Empty all troughs, racks and other feeding and watering appliances. Thoroughly clean all surfaces with soap or detergent and rinse with water. Use [½ oz.] or [½ - 1 oz.] or [½ - 2 oz.] of **Lonza Formulation R-82** per gallon of water. Use 2 oz. per gallon of water to kill Adenovirus Type 5 and type 7. Saturate surfaces with the disinfecting solution for 10 minutes. Immerse all halters, ropes and other types of equipment used in handling and restraining animals, as well as forks, shovels, and scrapers used for removing litter and manure. Ventilate buildings, coops and other closed spaces. Do not house animals or employ equipment until treatment has been absorbed, set or dried. Thoroughly scrub all treated feed racks, mangers, troughs, automatic feeders, fountains and waterers with soap or detergent, and rinse with potable water before reuse.

**Hatcheries:** Use [½ oz.] or [½ - 1 oz.] or [½ - 2 oz.] of **Lonza Formulation R-82** per gallon of water to treat hatchers, setters, trays, racks, carts, sexing tables, delivery trucks and other hard non-porous surfaces. Use 2 oz. per gallon of water to kill Adenovirus Type 5 and type 7. Leave all treated surfaces visibly wet for 10 minutes or more. Wipe dry with a clean cloth or sponge or allow to air dry.

**Vehicles:** Treat all vehicles including mats, crates, cabs and wheels with water and **Lonza Formulation R-82**. Use [½ oz.] or [½ - 1 oz.] or [½ - 2 oz.] of **Lonza Formulation R-82** per gallon of water to treat all vehicles. Use 2 oz. per gallon of water to kill Adenovirus Type 5 and type 7. Leave all treated surfaces visibly wet for 10 minutes or more. Wipe dry with a clean cloth or sponge or allow to air dry.

**Dressing Plant Disinfectant Directions:** Disinfect equipment, utensils, walls and floors in poultry and animal dressing plants. Disinfect offal rooms, exterior walls and loading platforms of dressing plants. Cover or remove all food and packaging materials. Remove all visible soils prior to application. Saturate all surfaces with a [½ oz.] or [½ - 1 oz.] or [½ - 2 oz.] per gallon of water solution. Use 2 oz. per gallon of water to kill Adenovirus Type 5 and type 7. Scrub to loosen all soils. Surfaces must remain visibly wet for 10 minutes, then thoroughly rinsed with potable water before operations are resumed.

## **MUSHROOM FARM PREMISE USE:**

**Site Preparation:** The first step in any on-going sanitation program is the removal of visible contamination and debris. This must be accomplished by using a shovel, broom, or vacuum, depending on the area to be disinfected.

**Cleaning and Disinfection:** For general cleaning and disinfection, use [½ oz.] or [½ - 1 oz.] or [½ - 2 oz.] of **Lonza Formulation R-82** per gallon of water [or equivalent dilution]. Apply use solution with a cloth, mop, sponge, sprayer or by immersion to thoroughly wet the surfaces. Treated surfaces must be allowed to remain visibly wet for 10 minutes. Wipe or allow to air dry. For visibly soiled areas, preclean first. Prepare a fresh solution for each use or more often if solution becomes visibly diluted, clouded or soiled.

**For Heavy Duty Cleaning:** When greater cleaning is desired, use 1 oz. of **Lonza Formulation R-82** per gallon of water. Visibly soiled areas may require repeated cleaning before treatment.

**DO NOT APPLY USE-SOLUTION TO THE MUSHROOM CROP, COMPOST OR CASING.** Rinse treated surfaces with potable water before they contact the crop, compost or casing.

## **CITRUS CANKER DISEASE CONTROL:**

For prevention of Citrus Canker Disease through treatment of precleaned equipment. Effective against *Xanthomonas axonopodis* pv. *citri* [Citrus Canker Disease] at 2000 ppm active quat. Apply treatments to trucks, attached trailers, and field harvesting equipment including cargo area, wheels, tires, undercarriage, hood, roof, fenders, and any other hard non-porous part of the equipment that can be taken into infested areas.

Thoroughly clean all hard non-porous surfaces with soap or detergent and rinse with water. Then saturate surfaces with a 1:109 use-dilution. [1.2 oz. of **Lonza Formulation R-82** per gallon of water or 6 oz. of **Lonza Formulation R-82** per 5 gallons of water, or equivalent dilution] [2000 ppm active quat] for a period of 10 minutes. Allow to air dry. . All surfaces that come in contact with food or crop must be rinsed with potable water before reuse. To prevent the spread of Citrus Canker Disease by this artificial means of transportation, treatments are made by trigger spraying, dipping or brushing. Clothing must be either rinsed or laundered before reuse. Footwear must be rinsed before reuse.

**TO SANITIZE NON-FOOD CONTACT SURFACES:**

[Add] [mix] ½ oz. of **Lonza Formulation R-82** per 4 gallons of water to sanitize hard non-porous surfaces. Treated surfaces must remain visibly wet for 60 seconds. Wipe dry with a sponge, mop, or cloth or allow to air dry. Do not use in food preparation, food handling and food storage areas. This product is not to be used on glassware, dishware, cookware or utensils.

**TO SANITIZE BARBER / SALON INSTRUMENTS AND TOOLS: {Not For Use in California}**

Immerse precleaned barber / salon instruments and tools such as combs, brushes, razors, scissors, blades and manicure instruments in a use-solution of ½ oz. of **Lonza Formulation R-82** per 4 gallons of water [or equivalent dilution] for at least [60 seconds] [one minute]. Rinse thoroughly and dry before use. Prepare a fresh solution daily or more often if solution becomes visibly diluted, cloudy or soiled.

**NOTE:** Plastics may remain immersed until ready to use. Stainless steel shears and instruments must be removed after 10 minutes, rinsed, dried, and kept in a clean non-contaminated receptacle. Prolonged soaking may cause damage to metal instruments.

**SANITIZATION OF [WHIRLPOOL [BATH[S] [UNITS]]:**

After using the [whirlpool [unit] [bath]], drain and refill with fresh water to [just cover the intake valve] [cover the highest jet] [2 inches above the highest jet]. Add ½ oz. of **Lonza Formulation R-82** for each 4 gallons of fresh water added. Start the pump to circulate the solution. Wash down the sides, [[deck,] [seat of chair lift,] [any related equipment,]] and any uncovered surfaces on the [bath] [unit] with a clean swab, brush or sponge. Treated surfaces must remain visibly wet for at least [60 seconds] [one minute]. After the [unit] [bath] has been thoroughly sanitized, drain the solution from the [unit] [bath]. Wipe dry with a clean sponge or cloth or allow to air dry. Repeat for heavily soiled units.

*{For food processing or other facilities that have installed entryway sanitizing systems}*

**SHOE BATH SANITIZER DIRECTIONS:** To reduce cross contamination between treated surfaces in animal areas, shoe baths containing one inch of freshly made solution must be placed at all entrances to buildings and hatcheries. Scrape waterproof work boots and place in a ½ oz. per 4 gallons of water use-solution for 60 seconds prior to entering area. Change the solution in the bath daily or when solution appears diluted or soiled.

**SHOE FOAM SANITIZING DIRECTIONS:**

To reduce cross contamination between treated surfaces in animal areas and the packaging and storage areas of food plants. Apply a foam layer approximately ½ to 2 inches thick made from a solution of ½ oz. of **Lonza Formulation R-82** per 2 – 5½ gallons of water [400 – 150 ppm active quat] [or equivalent dilution], at all entrances to buildings, hatcheries, production and packaging rooms by using a foam generating machine or aerator to apply the foam layer. Follow the foaming directions as specified by the manufacturer of the foam generator or aerator. Scrape waterproof work [boots] [shoes]. Stand or walk through foamed area for 60 seconds prior to entering area. Wash and replace Foam Area at least daily or more often if the Foam Area appears diluted or soiled.

**TO SANITIZE SOFT SURFACES:**

For spot treatment only. Add [Mix] [½ oz. per gallon of water [1:256]] or [½ - 1 oz. per gallon of water] or [½ – 2 oz. per gallon of water]. Apply use-solution with a sprayer. Hold bottle 6" – 8" from surface and spray until fabric is wet. Fabric must remain visibly wet for 5 minutes. Allow fabric to air dry [reapply as necessary]. Visibly soiled areas must be cleaned prior to sanitizing.

**TO CLEAN AND DEODORIZE:** [Mix] [Use] [ $\frac{1}{2}$  oz.] or [ $\frac{1}{2}$  - 1 oz.] or [ $\frac{1}{2}$  - 2 oz.] of **Lonza Formulation R-82** per gallon of water to clean and deodorize hard, non-porous, non-food surfaces. Apply using a cloth, mop, sponge or sprayer. Wipe or allow to air dry.

Rinse all surfaces that come in contact with food such as countertops, exteriors of appliances, tables and stovetops with potable water before reuse. Do not use on utensils, glassware and dishes.

**Cleaning Solution:** Dilute [ $\frac{1}{2}$  - 1 oz.] or [ $\frac{1}{2}$  - 2 oz.] per gallon of water for cleaning of kitchen counters, tables, walls, bathrooms, toilet seats, mopping floors and large routine applications.

**Deodorizing directions:**

**Nursing Homes, Hospitals, Hotels, Schools, Restaurants:** Using [ $\frac{1}{2}$  - 1 oz.] or [ $\frac{1}{2}$  - 2 oz.] in chemical toilets, waste receptacles, bed pans, drainage bottles, diaper pails, hampers, disposals, commodes and air conditioner pans will eliminate odors.

**Mopping Solutions, Automatic Scrubbers:** [Using] [ $\frac{1}{2}$  - 1 oz. per gallon] or [ $\frac{1}{2}$  - 2 oz.] per gallon of cleaning solution eliminates undesirable odors.

**Laundry:** [ $\frac{1}{2}$  - 1 oz.] or [ $\frac{1}{2}$  - 2 oz.] per load added during the final rinse cycle deodorizes all offensive odors.

**Air Freshener/Automotive Uses:** 2 oz. per gallon of water or desired concentration will effectively neutralize damp musty odors caused by mildew in storage areas, basements, closets and bathrooms. Effective on smoking and cooking odors [garlic, fish, onions, etc.]. Automobile odors from tobacco, musty carpet smell and beverage smells will be eliminated.

**Carpets:** [ $\frac{1}{2}$  - 1 oz.] or [ $\frac{1}{2}$  - 2 oz.] per gallon of shampoo solution eliminates odors associated with urine, vomit, smoke, and mildew. Reapply after cleaning for freshening effects. Allow to dry.

**RV Holding Tanks:** Toilet waste: cover bottom of holding tank with water and add [ $\frac{1}{2}$  - 1 oz.] or [ $\frac{1}{2}$  - 2 oz.] If odors return before time to empty, simply add [ $\frac{1}{2}$  - 1 oz.] or [ $\frac{1}{2}$  - 2 oz.] to the tank. Kitchen waste: [ $\frac{1}{2}$  - 1 oz.] or [ $\frac{1}{2}$  - 2 oz.] of Lonza **Formulation R-82** to gray water tank as needed to control malodors created by dirty dish water.

**Pet Odors:** Use 2 - 3 oz. per gallon of water or desired concentration, for urine, feces, and vomit, in carpet and upholstery. Clean prior to application then spray onto affected areas. Test hidden area for colorfastness. Allow 10 minutes contact time. Then blot with clean cloth. Allow to dry. Also effective on pet bedding and litter boxes.

**Sewage Backup, Water Damage:** Use 1 - 2 oz. per gallon of water or desired concentration. Spray over affected areas before and after cleaning and extraction. Allow ten minutes contact time. Use proper ventilation; open windows.

**WATER DAMAGE RESTORATION AGAINST ODOR-CAUSING BACTERIA AND FUNGI FOR HOME, INSTITUTIONAL AND INDUSTRIAL USE: {Not for use in California}**

This product is particularly suitable for use in water damage restoration situations against odor causing bacteria on the following porous and semi-porous materials: carpets, carpet cushions, subfloors, drywall, concrete, brick, trim and frame lumber, tackless strip and paneling. Using appropriate dilution, saturate the affected materials with enough product to remain visibly wet for at least 10 minutes.

**Sewer Backup and River Flooding:** During mitigation procedures, dilute [ $\frac{1}{2}$  – 1 oz.] or [ $\frac{1}{2}$  - 2 oz.] of the concentrate per gallon of water, allowing for the diluting effect of absorbed water within saturated materials. Remove visible filth or visible soil along with non-salvageable materials. Saturate all affected areas with a coarse spray device before and after cleaning and extraction.

**Carpets, Carpet Cushions and Other Porous Materials such as Subfloors, Drywall, Concrete, Brick, Trim and Frame Lumber, Tackless Strip and Paneling:** For water damage from a clean source, extract excess water. Test hidden area for colorfastness. Dilute [ $\frac{1}{2}$  – 1 oz.] or [ $\frac{1}{2}$  - 2 oz.] of the concentrate per gallon of water, allowing for the diluting effect of absorbed water within saturated materials. Remove visible filth or visible soil. Saturate all affected areas with a coarse spray device. Roll, brush or agitate into the materials and allow materials to remain visibly wet for 10 minutes. Follow with a thorough extraction. Dry rapidly and thoroughly.

**Special instructions For Cleaning Carpet Against Odor Causing Bacteria:** Use this product in [industrial and institutional] areas such as motels, hotels and schools. Use on wet-cleanable synthetic fibers. Do not use on wool. Vacuum carpet thoroughly prior to cleaning. Test fabric for colorfastness. **For portable extraction units:** Mix  $\frac{1}{2}$  oz. of concentrate per gallon of water. **For truck mounted extraction machines:** Mix  $\frac{1}{2}$  – 1 oz. of concentrate per gallon of water and meter at 4 gallons per hour. **For rotary floor machines:** Mix  $\frac{1}{2}$  oz. of concentrate per gallon of water and apply at the rate of 300 – 500 sq. ft. per gallon. Do not mix this product with other cleaning products. Follow the cleaning procedures specified by the manufacturer of the cleaning equipment. After using the product, set the carpet pile and protect the carpet from furniture legs and bases while drying. Do not over-wet. If applied to stain resistant nylon carpet, apply a fabric protector according to the manufacturer's directions.

*{Note to reviewer: For Nonrefillable Containers, Label has Household and Residential Uses}*

## **STORAGE AND DISPOSAL**

Store in original container in areas inaccessible to children. Nonrefillable container. Do not reuse or refill this container. Wrap [container] and put in trash or offer for recycling if available.

*{or}*

Store in original container in areas inaccessible to children. Nonrefillable container. Do not reuse or refill this container. Wrap [container] and put in trash or offer for reconditioning if appropriate.

*{Note to reviewer: For Nonrefillable Containers for commercial, industrial, and institutional uses – all sizes – No Reuse Rinsate Statement for Public Health Use products. Chapter 13, Table 6 of the Label Review Manual states that for “All products in containers that could be burned,” the registrant has the option to “Remain silent on burning;” therefore, no incineration language is provided for plastic containers.}*

## **STORAGE AND DISPOSAL**

Do not contaminate water, food or feed by storage or disposal.

**Pesticide Storage:** Open dumping is prohibited. Store in original container in areas inaccessible to children.

**Pesticide Disposal:** Pesticide wastes are acutely hazardous. Improper disposal of excess pesticide, spray mixture or rinsate is a violation of Federal Law. If these wastes cannot be disposed of by use according to label instructions, contact your State Pesticide or Environmental Control Agency, or the Hazardous Waste representative at the nearest EPA Regional Office for guidance.

### **Container Disposal:**

**{Plastic and Metal Containers:}** Nonrefillable container. Do not reuse or refill this container. Clean container promptly after emptying. Triple rinse as follows: Fill container ¼ full with water and reclose the container. Agitate vigorously, and dispose of rinsate consistent with pesticide disposal instructions. Repeat two more times. Then offer for recycling if available or puncture and dispose in sanitary landfill or by other procedures approved by state and local authorities. Follow pesticide disposal instructions for rinsate. If not triple rinsed, these containers are acute hazardous wastes and must be disposed in accordance with local, state, and federal regulations.

**{Metal Containers only:}** DO NOT cut or weld metal containers.

**{Bag in Box Containers:}** Nonrefillable container. Do not reuse or refill this container. Clean container promptly after emptying. Completely empty bag into application equipment. Then offer for recycling if available or dispose of in a sanitary landfill, or by incineration, or by other procedures allowed by state and local authorities.

*{Note to reviewer: For Nonrefillable Sealed Containers: Several packaging options are designed for use dilution systems with sealed containers or bottles to reduce worker exposure to the concentrate. None of these can be triple rinsed because they are closed sealed containers. The following text will be used on these sealed container types:}*

## **STORAGE AND DISPOSAL**

Do not contaminate water, food or feed by storage or disposal.

**Pesticide Storage:** Open dumping is prohibited. Store in original container in areas inaccessible to children.

**Pesticide Disposal:** Pesticide wastes are acutely hazardous. Improper disposal of excess pesticide, spray mixture or rinsate is a violation of Federal Law. If these wastes cannot be disposed of by use according to label instructions, contact your State Pesticide or Environmental Control Agency, or the Hazardous Waste representative at the nearest EPA Regional Office for guidance.

**Container Disposal:** Nonrefillable container. Do not reuse or refill this container. Wrap empty container and put in trash.

*{Note to reviewer: For Nonrefillable Insta-Use Refill Cartridge}*

## **STORAGE AND DISPOSAL:**

Do not contaminate water, food or feed by storage or disposal.

**Pesticide Storage:** Open dumping is prohibited. Store in original container in areas inaccessible to children. Keep from freezing.

**Pesticide Disposal:** Pesticide wastes are acutely hazardous. Improper disposal of excess pesticide, spray mixture or rinsate is a violation of Federal Law. If these wastes cannot be disposed of by use according to label instructions, contact your State Pesticide or Environmental Control Agency, or the Hazardous Waste representative at the nearest EPA Regional Office for guidance.

**Container Disposal:** Nonrefillable container. Do not reuse empty cartridge. Wrap and discard in trash or recycle.

*{Note to reviewer: For Refillable Containers – all sizes – No Reuse Rinsate Statement for Public Health Use products. Chapter 13, Table 6 of the Label Review Manual states that for “All products in containers that could be burned,” the registrant has the option to “Remain silent on burning;” therefore, no incineration language is provided for plastic containers.}*

## **STORAGE AND DISPOSAL**

Do not contaminate water, food or feed by storage or disposal. Refillable container. Refill this container with pesticide only. Do not reuse this container for any other purpose.

### **Pesticide Storage:**

Open dumping is prohibited. Store in original container in areas inaccessible to children.

### **Pesticide Disposal:**

Pesticide wastes are acutely hazardous. Improper disposal of excess pesticide, spray mixture or rinsate is a violation of Federal Law. If these wastes cannot be disposed of by use according to label instructions, contact your State Pesticide or Environmental Control Agency, or the Hazardous Waste representative at the nearest EPA Regional Office for guidance.

### **Container Disposal:**

Refillable container. Refill this container with pesticide only. Do not reuse this container for any other purpose. Cleaning the container before refilling is the responsibility of the refiller. Cleaning the container before final disposal is the responsibility of the person disposing of the container.

*[Plastic or Metal Containers:]* To clean the container before final disposal, empty the remaining contents from this container into application equipment or mix tank. Fill the container about 10 percent full with water. Agitate vigorously, and dispose of rinsate consistent with pesticide disposal instructions. Repeat this rinsing procedure two more times. Then offer for recycling or reconditioning. If not available, puncture and dispose in sanitary landfill. If not triple rinsed, these containers are acute hazardous wastes and must be disposed in accordance with local, state, and federal regulations.

*[Metal containers only:]* DO NOT cut or weld metal containers.

---

### Footnotes:

<sup>1</sup>SARS-Related Coronavirus 2

<sup>2</sup>On hard, non-porous, non-food surfaces

<sup>3</sup>Tested in deionized water

<sup>4</sup>{Note to Reviewer: Must include mold/mildew directions on final printed label.}

<sup>5</sup>When used according to the disinfection directions.

<sup>6</sup>When used according to the sanitization directions.

<sup>7</sup>Staphylococcus aureus

<sup>8</sup>Pseudomonas aeruginosa

<sup>9</sup>Salmonella enterica

<sup>10</sup>Allow the surface to adjust to room temperature before disinfection.



**PACKET LABEL TO BE USED WITH MASTER CONTAINER LABEL**

**FOR DISINFECTION**

*Note to reviewer: the following will be used for 1/8 oz. of concentrate:  
MIX EACH PACKET WITH [1 QUART] OF WATER*

*Note to reviewer: the following will be used for 1 oz. of concentrate:  
MIX EACH PACKET WITH [2 GALLONS] OF WATER*

*Note to reviewer: the following will be used for 2 oz. of concentrate:  
MIX EACH PACKET WITH [4 GALLONS] OF WATER*

*Note to reviewer: the following will be used for 4 oz. of concentrate:  
MIX EACH PACKET WITH [8 GALLONS] OF WATER*

*{If other packet sizes are desired, new packet label will be identical and the only things that will vary are the net contents, amount of water to dilute with and ppm active quat. Those 3 items will have to match or be equivalent to the dilution chart that is shown on page 11.}*

**LONZA FORMULATION R-82**

Active Ingredients:

Octyl decyl dimethyl ammonium chloride .....	6.510%
Diocetyl dimethyl ammonium chloride .....	2.604%
Didecyl dimethyl ammonium chloride .....	3.906%
Alkyl (C <sub>14</sub> , 50%; C <sub>12</sub> , 40%; C <sub>16</sub> , 10%) dimethyl benzyl ammonium chloride .....	8.680%
[Other] [Inert] Ingredients: .....	78.300%
Total.....	100.000%

**KEEP OUT OF REACH OF CHILDREN**

**DANGER [PELIGRO]**

See outer container for Precautionary Statements and Use directions  
Disposal: Nonrefillable container. Do not reuse packet. Wrap and put in trash.

[Not for retail sale]

EPA Reg. No. 6836-78  
EPA Est. No. (as indicated on container)  
Net Contents: (insert container size here)

Arxada, LLC  
412 Mount Kemble Avenue  
Suite 200S  
Morristown, NJ 07960

**SECONDARY CONTAINER LABEL**

{Note to reviewer: When this product is diluted in accordance with the directions on this label, the dilution container must bear the following statements:}

**LONZA FORMULATION R-82**

Active Ingredients:

Octyl decyl dimethyl ammonium chloride.....	6.510%
Dioctyl dimethyl ammonium chloride.....	2.604%
Didecyl dimethyl ammonium chloride.....	3.906%
Alkyl (C <sub>14</sub> , 50%; C <sub>12</sub> , 40%; C <sub>16</sub> , 10%) dimethyl benzyl ammonium chloride .....	8.680%
[Other] [Inert] Ingredients: .....	78.300%
Total.....	100.000%

The product in this container must be diluted at the use rate of 2 oz. or less per gallon of water as directed on the pesticide product label.

**KEEP OUT OF REACH OF CHILDREN**  
**DANGER [PELIGRO]**

**PRECAUTIONARY STATEMENTS**

**HAZARDS TO HUMANS AND DOMESTIC ANIMALS**

**DANGER.** Harmful if absorbed through skin. Causes moderate eye irritation. Avoid contact with eyes or clothing. Wash thoroughly with soap and water after handling and before eating, drinking, chewing gum, using tobacco or using the toilet. Remove and wash contaminated clothing before reuse.

Follow the directions for use on the pesticide label when applying this product.

EPA Reg. No. 6836-78

Diluted product not for sale or distribution.

{Note to reviewer: The following is considered optional graphics and marketing language.}

{Note to reviewer. The following may be used only if the supplemental registrant has obtained a Kosher Certification.}



{Any Kosher Symbol such as:}

[Kosher]

{Note to reviewer: The following may be used for products used for farm disinfection.}



**THE FOLLOWING SECTIONS CONTAIN PROPRIETARY  
LANGUAGE AND GRAPHICS.**

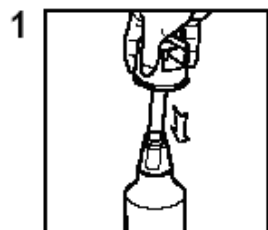
**THESE SECTIONS ARE ONLY AVAILABLE FOR SUPPLEMENTAL  
REGISTRANTS APPROVED FOR ITS USE.**

{Note to reviewer, the following is proprietary, optional marketing language to be used with the Dose 'N Fill dispenser and bottle}

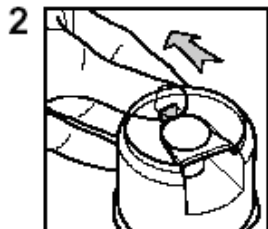
**{Section 1}**

- 3M Dose 'N Fill
- 3M Twist 'N Fill
- Makes ready-to-use gallons
- This product is to be diluted only with the Twist 'n Fill Chemical Dispenser.

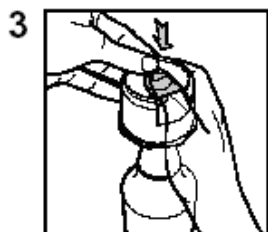
{Note to reviewer, the following is a graphic and instructions for Dose 'N Fill dispenser and bottle}



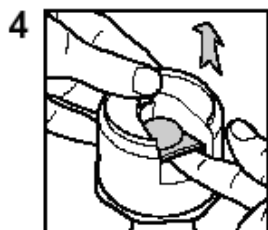
**Insert dispenser into a 32 ounce bottle.**



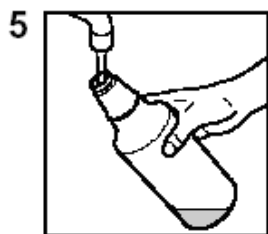
**Move safety tab and hold.**



**Push button down to release and wait 10 seconds until one dose is dispensed.**



**Pull button up to reset.**



**Fill Bottle with cold water. Label bottle appropriately.**

*{Note to reviewer, the following is proprietary, optional marketing language to be used with Insta-Use Refill Cartridge and bottle}*

Individual cartridges are not for resale.

**{Section 2}**

*{Note to reviewer, the following are instructions for Insta-Use Refill Cartridge and bottle}*

**Cartridge Instructions {choose one of the following}:**

Insert cartridge as shown into empty spray bottle. Fill bottle with water to fill line on spray bottle.

Note: Do not overfill bottle. Overfilling will prevent cartridge from emptying.

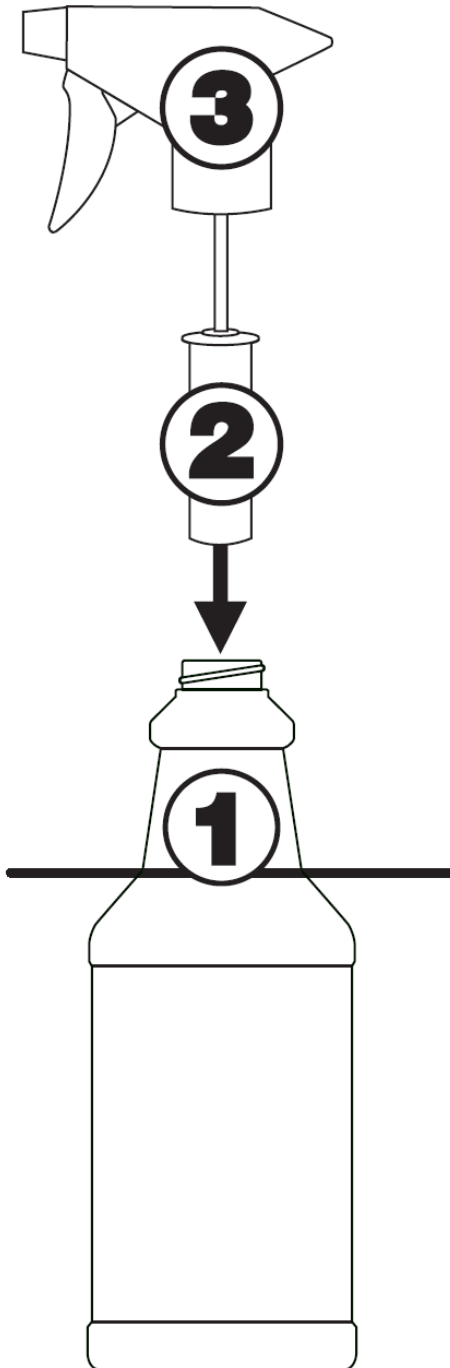
{OR}

Insert cartridge as shown into empty spray bottle. Fill bottle with water as directed on the product label.

Note: Do not overfill bottle. Over filling will prevent cartridge from emptying.

{Note to reviewer, the following is a proprietary, graphic and instructions for Insta-Use Refill Cartridge and bottle}  
{Section 2}

# Refill Directions



**3) Attach sprayer to bottle & shake gently.**


**2) Insert cartridge into bottle neck.**

**1) Fill with water to fill line.**

**NOTE:** Overfilling will prevent the cartridge from emptying completely.

{Note to reviewer, the following is a proprietary, graphic and instructions for Insta-Use Refill Cartridge and bottle}  
{Section 2}

# Refill Directions



← **3) Attach sprayer to bottle & shake gently.**

← **2) Insert cartridge into Bottle neck.**

← **1) Water fill level**

**NOTE:** Overfilling will prevent the cartridge from emptying completely.



{Note to reviewer: The following is considered proprietary, optional marketing language.}

**{Section 3}**

- One-step cleaner & disinfectant for hard, non-porous, non-food surfaces in [hospitals] [and] [health care facilities].
- [Brand Name] [This Product] is an effective [one-step<sup>2</sup>] [virucide] [disinfectant] [cleaner] that, when used as directed, is effective against a broad spectrum of bacteria, [is virucidal\*], [fungicidal], [and] inhibits the growth of mold and mildew, [and their odors]. [SC Johnson Professional] Quaternary Disinfectant Cleaner tested according to AOAC Use-Dilution Method.
- [Signature] [Harmonized] Scent

**[TYPES OF SURFACES:]**

- [For use on] non-porous surfaces in [hospitals] [and] [health care facilities] including [restrooms], [public areas] and [patient rooms]

{Note to reviewer: The following mix directions are only to be used with the 32 oz. bottle with the 1 oz. fill chamber which has the squeeze to measure chamber.}

**[Mix Directions] [Directions to Mix]**

1. Partially fill empty spray bottle or bucket to 75% capacity with cold water.
2. Loosen cap on CONCENTRATE bottle. Slowly squeeze bottle until the liquid reaches the desired fill line. EXCEEDING RECOMMENDED MIXTURE RATIO DOES NOT IMPROVE CLEANING PERFORMANCE.
3. Remove cap and carefully pour concentrate into partially filled spray bottle (this step reduces foaming within the container). Add remaining water and replace cap when using spray bottle.
4. Gently shake or mix the concentrate and water within the container prior to use.

Do not use undiluted. For use with [Brand Name] refillable spray bottle.

{Para instrucciones de uso, declaraciones de precaucion, primeros auxilios, y almacenamiento y desecho visite [scjp.com]. [scjp.com/xxx].}

{For instructions on use, precautionary statements, first aid, and storage and disposal visit [scjp.com]. [scjp.com/xxx].}

{Note to reviewer: Additional proprietary identification language}

- [Peel Here] (for booklet label)
- Manufactured for:  
SC Johnson Professional USA, Inc., [2815 Coliseum Centre Dr. #600], Charlotte NC 28217 U.S.A.
- [website may be listed]
- [Learn more at: (website may be listed)]

Dilution Rate Needed	Concentrate Mixed into SCJ Professional Quart Trigger Sprayer	Concentrate Mixed into 1 gallon (128 oz.) of water in a bucket
1:32	1.0 oz.	4.0 oz.
1:64	0.5 oz.	2.0 oz.
1:128	Not applicable	1.0 oz.



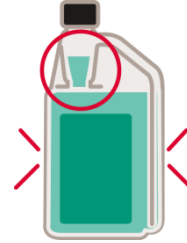
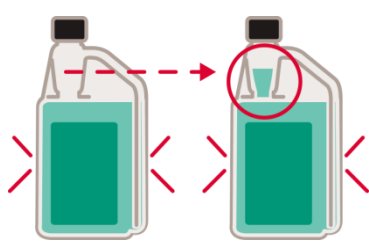
{Note to reviewer: The following proprietary graphics are for use with the specific mixing directions on page 28}  
{Section 3}



**SQUEEZE**

**MEASURE**

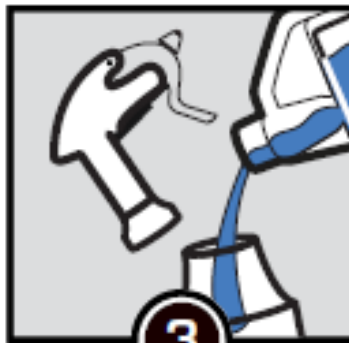
**MIX**



**SQUEEZE**



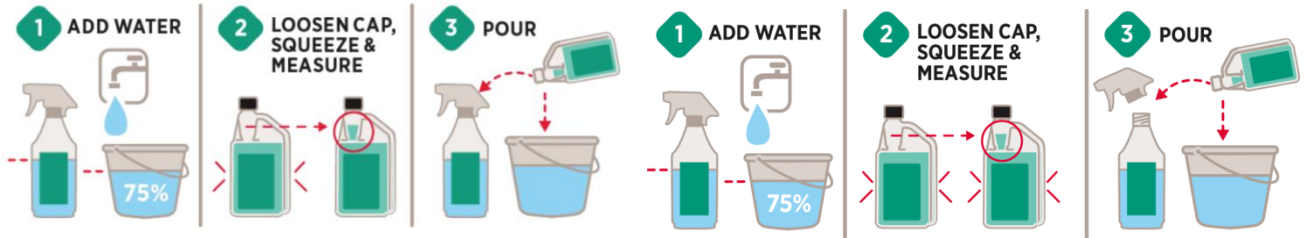
**MEASURE**



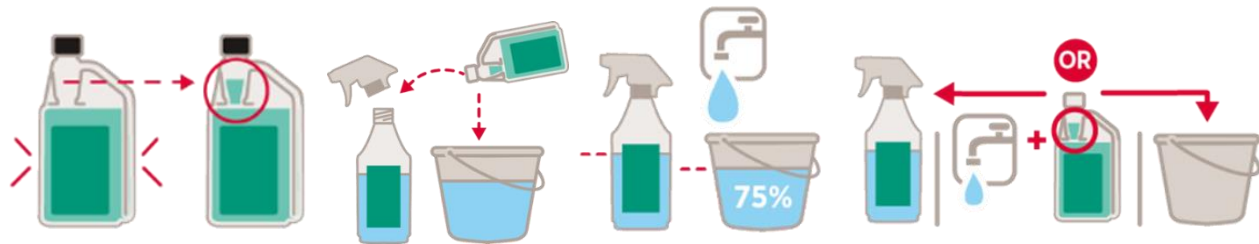
**MIX**

{Note to reviewer: The following proprietary graphics are for use with the specific mixing directions (Sprayer and Bucket) on page 28}

**{Section 3}**

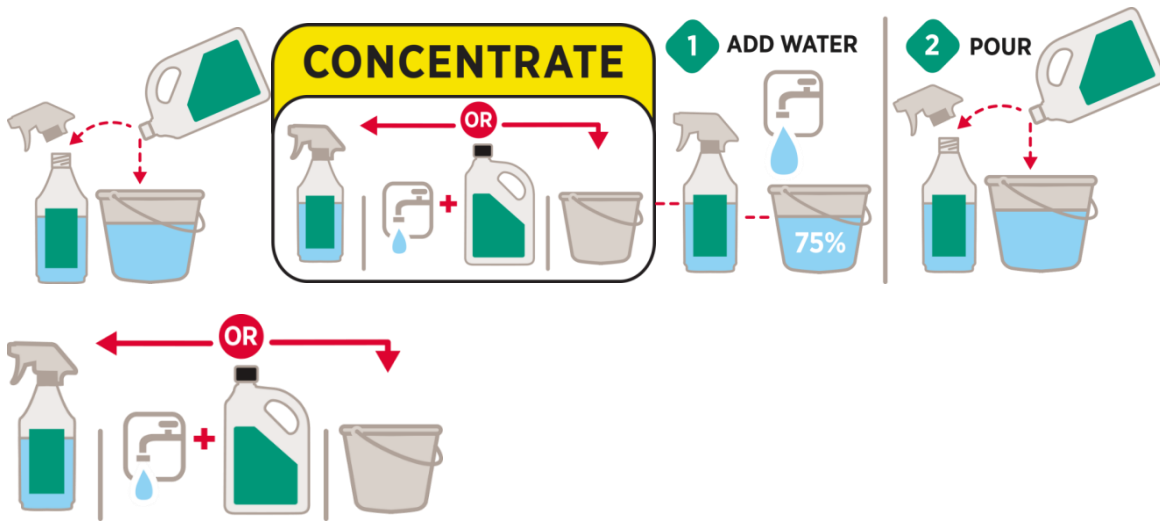


ADD WATER  
LOOSEN CAP, SQUEEZE & MEASURE  
POUR  
MIX  
SQUEEZE  
MEASURE



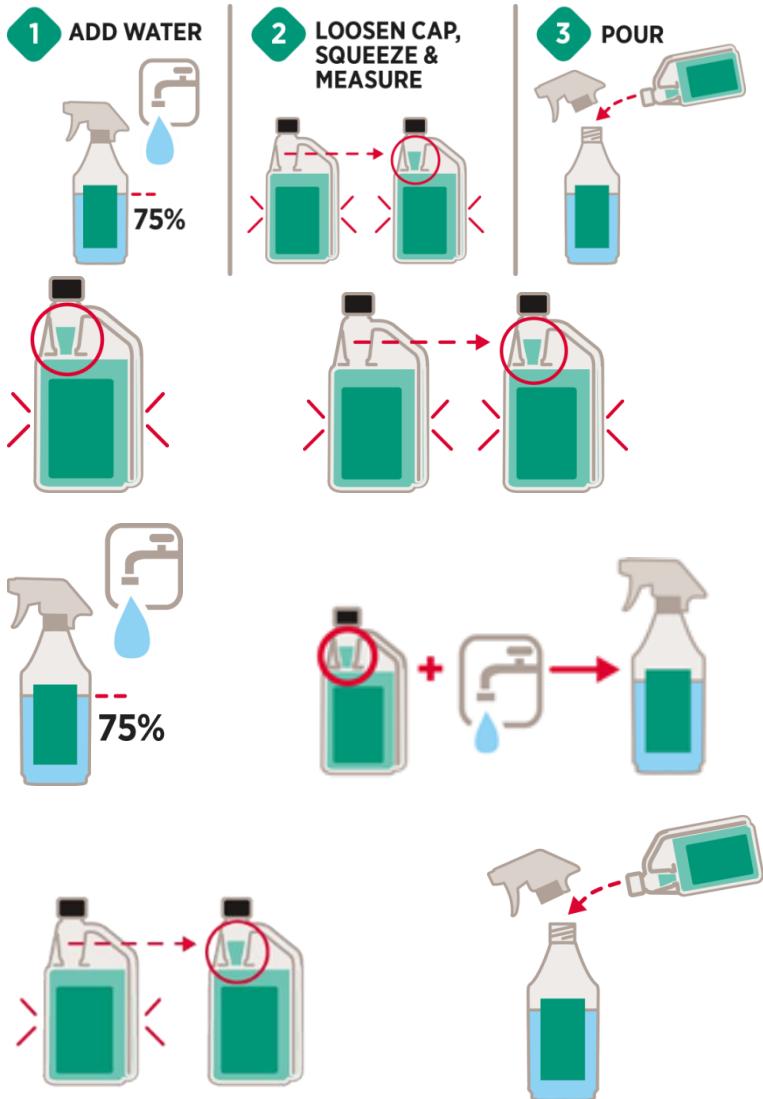
{Note to reviewer: The following proprietary graphics are for use with the specific mixing directions (Sprayer and Bucket) on page 28}

**{Section 3}**



{Note to reviewer: The following proprietary graphics are for use with the specific mixing directions (Sprayer Only) on page 28}

**{Section 3}**

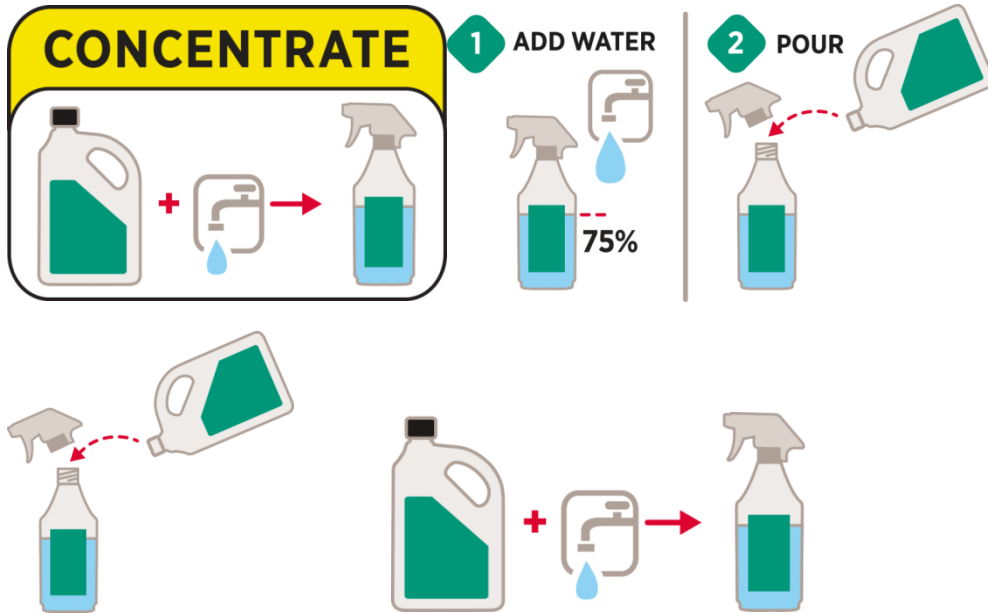


**CONCENTRATE**

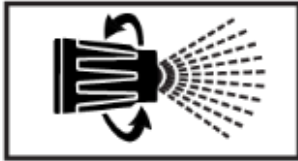
+

- ADD WATER
- LOOSEN CAP, SQUEEZE & MEASURE
- POUR
- MIX
- SQUEEZE
- MEASURE


{Note to reviewer: The following proprietary graphics are for use with the specific mixing directions (Sprayer Only) on page 28}  
{Section 3}



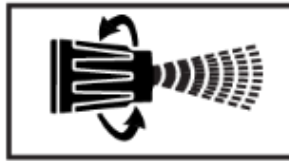
{Note to reviewer: The following is considered proprietary, optional graphics}  
{Section 3}



Fine Mist



Heavy Spray



Jet Stream

**ADJUSTABLE  
NOZZLE**

~~Questions? Comments?  
Call 800-294-3632  
or write Helen Johnson.~~

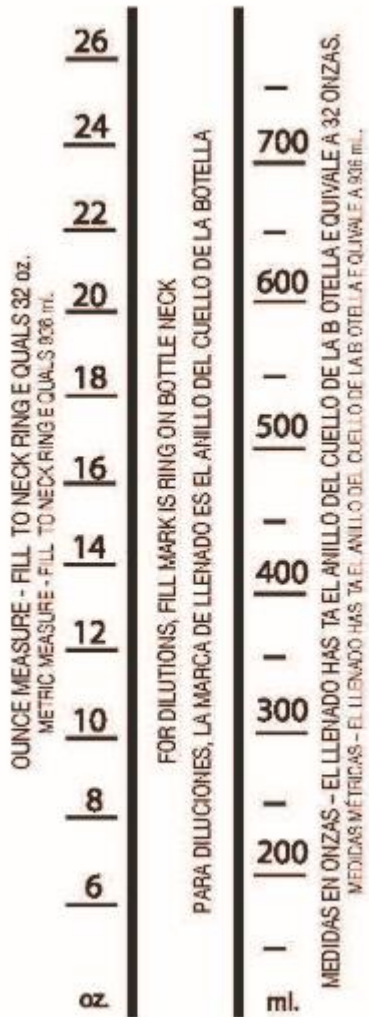


{Note to reviewer: the following icons are to represent different fragrance options}



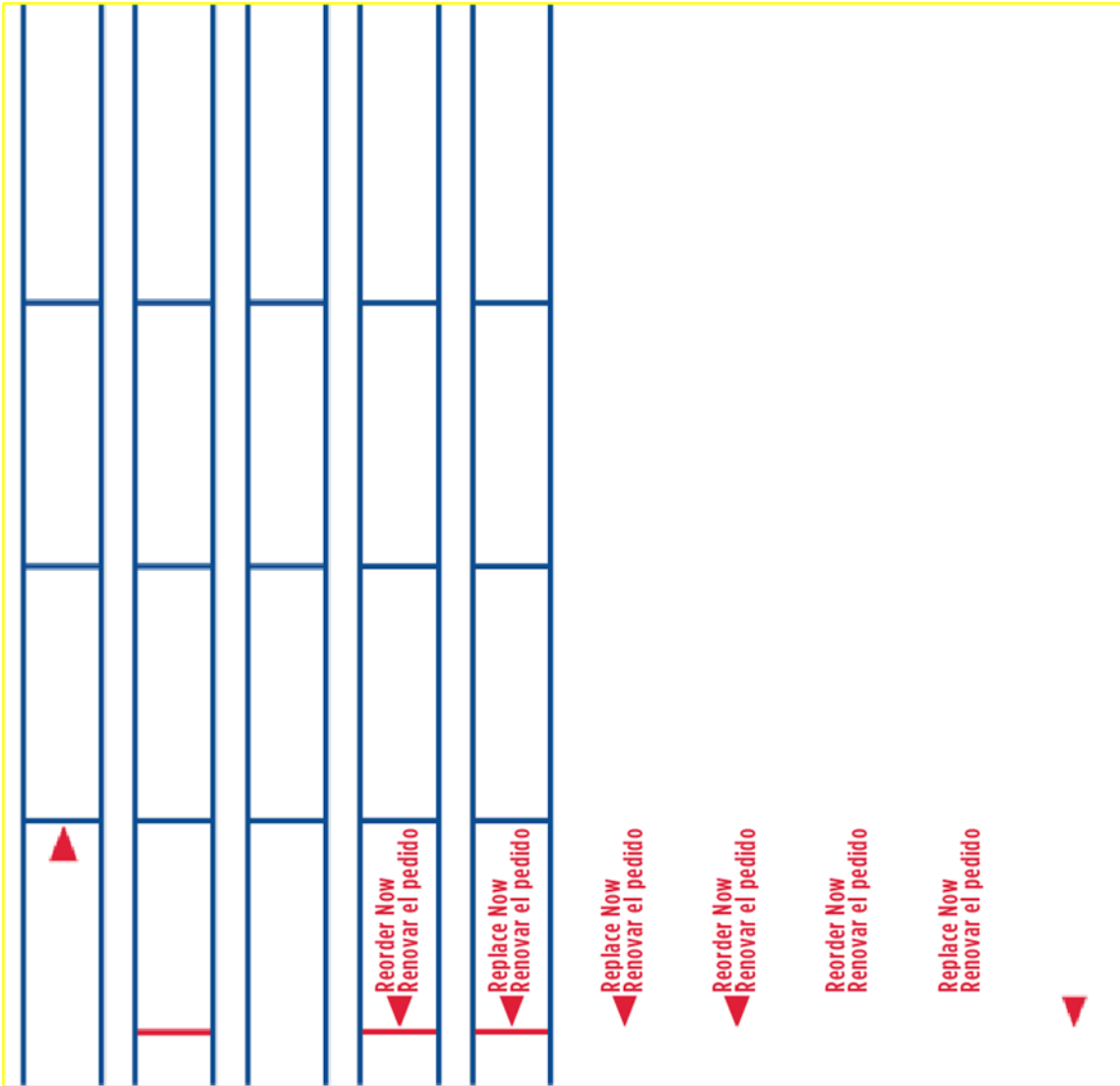
{Optional proprietary graphics}  
{Section 3}

OUNCE MEASURE – FILL TO NECK RING EQUALS 32 oz. DILUTION  
FOR DILUTIONS, FILL MARK IS RING ON BOTTLE NECK





{Note to reviewer: Optional proprietary graphics for when to reorder for Automatic Dilution System}  
{Section 4}



{Optional proprietary graphics}  
{Section 5}

