

6836-75

4/2/2014

4/25



UNITED STATES ENVIRONMENTAL PROTECTION AGENCY
WASHINGTON, D.C. 20460

OFFICE OF CHEMICAL SAFETY
AND POLLUTION PREVENTION

Joanna Holcombe
Sr. Regulatory Associate
Lonza Inc.
90 Boroline RD
Allendale, NJ 07401

APR -2 2014

SUBJECT: Lonza Formulation S-21
EPA Registration Number: 6836-75
Application Dated: March 13, 2014
Receipt Date: March 14, 2014

Dear Ms. Holcombe:

This letter acknowledges receipt of the notification identified above submitted under the provisions of section 3 (c) 9 of the Federal Insecticide, Fungicide, and Rodenticide Act (FIFRA), as amended and PR Notice 98-10 and 40 CFR 152.46.


- As per your request for the addition of "Not applicable in California".

General Comments

Based on a review of the submitted information, this notification is acceptable. Your proposed changes will be made part of the record for this file.

Should you have any questions concerning this letter, please contact John Cowden at (703) 347-0259 or Velma Noble at (703) 308-6233.

Sincerely,


Velma Noble
Product Manager (31)
Regulatory Management Branch I

2/25



United States
Environmental Protection Agency
Washington, DC 20460

- Registration
- Amendment
- Other

OPP Identifier Number

Application for Pesticide - Section 1

1. Company/Product Number 6836-75	2. EPA Product Manager Velma Noble	3. Proposed Classification <input checked="" type="checkbox"/> None <input type="checkbox"/> Restricted
4. Company/Product (Name) Lonza Formulation S-21	PM# 31	
5. Name and Address of Applicant (Include ZIP Code) Lonza Inc. 90 Boroline Road Allendale, NJ 07401	6. Expedited Review. In accordance with FIFRA Section 3(c)(3)(b)(I), my product is similar or identical in composition and labeling to: EPA Reg. No. : Product Name : :	

Check if this is a new address

NOTIFICATION
Date Reviewed: 3-25-14
Reviewed By: [Signature]

Section - II

- Amendment - Explain below.
- Resubmission in response to Agency letter dated _____
- Notification - Explain below.
- Final printed labels in response to Agency letter dated _____
- "Me Too" Application
- Other - Explain below

Explanation: Use additional page(s) if necessary. (For Section I and Section II.)

Not Subject to PRIA

Label Notification to designate TO SANITIZE BARBER / SALON INSTRUMENTS AND TOOLS directions as {Not for Use in California}.

This notification is consistent with the provisions of PR-Notice 98-10 and EPA regulations at 40 CFR 152.46, and no other changes have been made to the labeling or the confidential statement of formula of this product. I understand that it is a violation of 18 U.S.C. Sec. 1001 to willfully make any false statement to EPA. I further understand that if this notification is not consistent with the terms of PR Notice 98-10 and 40 CFR 152.46, this product may be in violation of FIFRA and I may be subject to enforcement action and penalties under sections 12 and 14 of FIFRA.

Signature: *Joanna Holcombe* Date: *3-13-14*

Section - III

1. Material This Product Will Be Packaged In:			
Child-Resistant Packaging <input type="checkbox"/> Yes* <input checked="" type="checkbox"/> No <i>*Certification must be submitted</i>	Unit Packaging <input type="checkbox"/> Yes <input checked="" type="checkbox"/> No If "Yes" Unit Packaging wgt. No. per container	Water Soluble Packaging <input type="checkbox"/> Yes <input checked="" type="checkbox"/> No If "Yes" Package wgt. No. per container	2. Type of Container <input checked="" type="checkbox"/> Metal <input checked="" type="checkbox"/> Plastic <input type="checkbox"/> Glass <input type="checkbox"/> Paper <input checked="" type="checkbox"/> Other (Specify) bag-in-box
3. Location of Net Contents Information <input checked="" type="checkbox"/> Label <input checked="" type="checkbox"/> Container	4. Size(s) Retail Container Various	5. Location of Label Directions <input checked="" type="checkbox"/> On Label <input checked="" type="checkbox"/> On labeling accompanying product	
6. Manner in Which Label is Affixed to Product <input checked="" type="checkbox"/> Lithograph <input type="checkbox"/> Other _____ <input checked="" type="checkbox"/> Paper glued <input checked="" type="checkbox"/> Stenciled			

Section - IV

1. Contact Point (Complete items directly below for identification of individual to be contacted, if necessary, to process this application)		
Name Joanna Holcombe	Title Sr. Regulatory Services Associate	Telephone No. (Include Area Code) 678-627-2336
2. Signature <i>Joanna Holcombe</i>		6. Date Application Received (Stamped)
3. Title Sr. Regulatory Services Associate		
4. Typed Name Joanna Holcombe		
5. Date March 13, 2014		

Lonza

3/25

Via FedEx

Lonza Inc.
90 Boroline Road
Allendale, NJ 07401, USA

Ms. Velma Noble, PM-31
Document Processing Desk (NOTIF)
Office of Pesticide Programs (7504P)
US Environmental Protection Agency
Room S-4900, One Potomac Yard
2227 S. Crystal Drive
Arlington, VA 22202

Joanna Holcombe
Specialty Ingredients
Regulatory Assurance

Tel 678-627-2336
Fax 678-627-2081
joanna.holcombe@lonza.com

March 13, 2014

SUBJECT: Applications for Label Notification
Lonza Formulation R-82, EPA Reg. No. 6836-78
Lonza Formulation S-21, EPA Reg. No. 6836-75
Lonza Formulation S-18, EPA Reg. No. 6836-77
Lonza Formulation S-18F, EPA Reg. No. 6836-136
Lonza Formulation R-82F, EPA Reg. No. 6836-139
Lonza Formulation S-21F, EPA Reg. No. 6836-140

NOTIFICATION 2-14
Data Reviewed: [Signature]
Reviewed By: [Signature]

Dear Ms. Noble:

Lonza is submitting applications to designate TO SANITIZE BARBER / SALON INSTRUMENTS AND TOOLS directions as {Not for Use in California}. Please find the enclosed documents in support of these notifications:

- Applications for Notification;
- Certifications with Respect to Label Integrity;
- CD with labels; and
- One copy of each proposed label with changes highlighted.

We ask that you assign these labels to Emilia Oiguenblik, as she just completed the last review of these products. If you have any questions or need any additional information, please feel free to contact me at 678-627-2336.

Sincerely,
Lonza Inc.



Joanna Holcombe
Sr. Regulatory Services Associate

4/25

Note to Reviewer:

{[Items in brackets [AAA] are optional and may/may not be included on final label]}
{[Items in braces {AAA} are for information purposes and will not appear on final label]}

LONZA FORMULATION S-21

One-Step Disinfectant

Gleaner – Sanitizer – Fungicide -- Mildewstat -- Virucide* -- Deodorizer
For Homes, Restaurants, Hospitals, Institutional and Industrial Use

Effective in hard water up to 200 ppm hardness [calculated as CaCO₃] in the presence of 5% serum contamination

- Formulated for Effective Farm Premise Sanitation
- Formulated for Effective Poultry Premise Sanitation
- Formulated for Effective Swine Premise Sanitation
- Formulated for Effective Mushroom Farm Sanitation
- Formulated for Veterinary Practice / Animal Care / Animal Laboratory Disinfection
- For use in federally inspected meat and poultry plants

• Staphylocidal • Pseudomonacidal • Bactericidal • Salmonellacidal • Fungicidal • Virucidal*

[Citrus] [Floral] [Fresh] [Lavender] [Lemon] [Lime] [Mint], [Peppermint] [Pine] [Woody] [Scent] [Scented] [Fragrance] [Odor]

Active Ingredients:

Octyl decyl dimethyl ammonium chloride	1.65%
Dioctyl dimethyl ammonium chloride	0.66%
Didecyl dimethyl ammonium chloride	0.99%
Alkyl (C ₁₄ , 50%; C ₁₂ , 40%; C ₁₆ , 10%) dimethyl benzyl ammonium chloride	2.20%
Other Ingredients:	94.50%
Total:	100.00%

KEEP OUT OF REACH OF CHILDREN

DANGER [PELIGRO]

See [left] [side] [right] [back] panel for Precautionary Statements and First Aid

EPA Reg. No. 6836-75
EPA Est. No. (insert EPA Establishment No. here)
Net Contents (insert container size here)

[DOT Symbols]
[Country of origin (insert country)]
[Manufactured in (insert country)]
[Barcode]

Manufactured by:
Lonza Inc.
90 Boroline Road
Allendale, NJ 07401

NOTIFICATION
Date Reviewed: 2-2-14
Reviewed By: [Signature]

5/25

**PRECAUTIONARY STATEMENTS
HAZARDS TO HUMANS AND DOMESTIC ANIMALS**

DANGER. Corrosive. Causes irreversible eye damage and skin burns. Do not get in eyes, on skin or on clothing. Wear protective eyewear (goggles, face shield or safety glasses), protective (rubber or chemical resistant) gloves and protective clothing. Harmful if swallowed or absorbed through the skin. Wash thoroughly with soap and water after handling and before eating, drinking, chewing gum, using tobacco or using the toilet. Remove contaminated clothing and wash clothing before reuse.

FIRST AID

IF IN EYES: Hold eye open and rinse slowly and gently with water for 15-20 minutes. Remove contact lenses, if present, after first 5 minutes, then continue rinsing eye.

IF ON SKIN OR CLOTHING: Take off contaminated clothing. Rinse skin immediately with plenty of water for 15-20 minutes.

IF SWALLOWED: Call a poison control center or doctor immediately for treatment advice. Have person sip a glass of water if able to swallow. Do not induce vomiting unless told to do so by a poison control center or doctor. Do not give anything by mouth to an unconscious person.

NOTE TO PHYSICIAN: Probable mucosal damage may contraindicate the use of gastric lavage.


Call a poison control center or doctor for treatment advice.

Have the product container or label with you when calling poison control center or doctor or going for treatment.

{If container size is 5 gallons or larger, the following Environmental Hazards statements will be used:}

ENVIRONMENTAL HAZARDS

Do not discharge effluent containing this product into lakes, streams, ponds, estuaries, oceans or other waters unless in accordance with the requirements of a National Pollutant Discharge Elimination System (NPDES) permit and the permitting authority has been notified in writing prior to discharge. Do not discharge effluent containing this product to sewer systems without previously notifying the local sewage treatment plant authority. For guidance, contact your State Water Board or Regional Office of the EPA.



6/25

{Note to reviewer: Pages 3-8 are considered optional marketing language.}

Cleans [Cleaner]

Concentrate [Concentrated]

Deodorizes [Deodorant]

Disinfects [Disinfectant]

This product contains no [phosphates or] [phosphorous] [compounds].


Lonza Formulation S-21:

- deodorizes by killing microorganisms that cause offensive odors.
- delivers non-acid disinfectant and cleaning performance in an economical concentrate.
- eliminates 99.9% of Staphylococcus aureus and Klebsiella pneumoniae in 60 seconds.
- [improves labor results by] effectively controls [controlling] malodors.
- is effective yet economical.
- is a complete, chemically balanced disinfectant [and sanitizer] [that provides clear use solutions even in the presence of hard water].
- is a [concentrated] [one-step] [Hospital Use] disinfectant cleaner that is effective against a broad spectrum of bacteria, is virucidal* [including HIV-1, the AIDS Virus] [and Hepatitis B Virus] [and Hepatitis C Virus], fungicidal, and inhibits the growth of mold and mildew, and their odors, when used as directed.
- [is a heavy duty disinfectant cleaner that] cleans, disinfects and deodorizes in one labor saving step.
- is a mildewstat and will effectively inhibit the growth of mold and mildew and the odors caused by them when applied to hard nonporous surfaces.
- is a proven one-step disinfectant - cleaner - sanitizer - fungicide - mildewstat - virucide* which is effective in water up to 200 ppm hardness in the presence of 5% serum contamination.
- is a proven "one-step" cleaner - sanitizer which is effective in water up to 500 ppm hardness in the presence of 5% serum contamination.
- is a [versatile] cleaner and broad spectrum disinfectant formulated for use only on non-critical instruments in Ultrasonic Baths [Ultrasonic cleaning units].
- is a [versatile] disinfectant and sanitizer for hard, nonporous nonfood contact surfaces in Veterinarian, Animal care and Farm Premise applications.
- is an economical concentrate [that can be diluted for use] [with a mop and bucket, trigger sprayers, sponge or by soaking].
- is an effective one-step sanitizer-cleaner for use on non-food contact surfaces.
- is effective against Citrus Canker Disease [Xanthomonas axonopodis pv. citri] at 2000-ppm active quat.
- is effective at controlling mold and mildew odor on mattresses, pillows and shower curtains. **{Not for use in California}**
- is formulated for use in daily maintenance programs with a balance of detergents, biocides and malodor counteractants that deliver effective cleaning, disinfecting and malodor control.
- [Kills] [Eliminates] [Removes] [Destroys] avian influenza A (H3N2) [and] (H5N1) on pre-cleaned environmental surfaces
- [Kills] [Eliminates] [Removes] [Destroys] (Insert pathogen or pathogens from lists on pages 7-8) on [pre-cleaned] environmental surfaces
- [Kills] [Eliminates] [Removes] [Destroys] [Germs] [Bacteria] [Viruses*] [on [pre-cleaned] environmental surfaces]
- leaves a clean fresh scent.
- meets AOAC efficacy standards for hospital disinfectants.
- meets Sanitizer Test standards for non-food contact sanitizers.
- provides long lasting freshness against tough [pet] odors such as odors from litter boxes and pet accidents.
- will disinfect, clean and deodorize surfaces in rest rooms and toilet areas, behind and under sinks and counters, garbage cans and garbage storage areas, and other places where bacterial growth can cause malodors.
- will not leave grit or soap scum.

7/25

Use **Lonza Formulation S-21**

- as a disinfectant on hard, nonporous surfaces.
- for non-scratch cleaning of showers and tubs, shower doors and curtains, fixtures and toilet bowls.
- for Farm Premise Sanitation of hard nonporous surfaces: floors, walls, feed racks, mangers, troughs, automatic feeders, fountains and waterers, forks, shovels, scrapers and other nonporous surfaces in barns, pens, stalls, chutes and other facilities and fixtures occupied or traversed by animals.
- for Poultry Premise Sanitation [Hatcheries]: Egg Receiving Area, Egg Holding Area; Setter Room, Tray Dumping Area, Trays, Buggies, Racks, Egg Flats, Chick Holding Room, Hatchery Room, Chick Processing Area, Chick Loading Area, Poultry Buildings, Ceilings, Sidewalls and Floors, Drinkers and other Poultry House related equipment, and all other hard, nonporous surfaces in the Hatchery environment.
- for sanitizing and disinfecting of ultrasound transducers, probes, mammography compressor plates and other hard nonporous surfaces.
- for Swine Premise Sanitation: Waterers and Feeders, Hauling Equipment, Dressing Plants, Loading Equipment, Farrowing Barns and areas, Nursery blocks, Creep area, Chutes.
- in federally inspected Meat & Poultry Plants as a disinfectant or non-food contact sanitizer on all surfaces in inedible product processing areas, nonprocessing areas and / or exterior areas. This product was authorized by USDA as category D1 under the prior authorization program and its formula has not been changed.
- in kitchens, bathrooms and other household areas.
- in the laundry to control odors on musty bedding and linens. Test on a small inconspicuous area before using. **{Not for use in California}**
- in work areas such as tool rooms and garages for odor control and light duty cleaning.
- on coils and drain pans of air conditioning and refrigeration equipment and heat pumps. Follow the directions for sanitization of non-food contact surfaces.
- on mildew stains in damp areas such as bathrooms, showers, kitchens, basements and laundry rooms.
- [on] [to clean and disinfect] [to clean and sanitize] nonporous personal protective safety equipment: protective headgear, hard hats, half-mask respirators, full face breathing apparatus, gas masks, goggles, spectacles, face shields, hearing protectors and ear muffs. Rinse all equipment that comes in prolonged contact with skin before reuse with clean warm water [about 120°F], and allow to air dry. [Precaution: Cleaning at 120°F temperature will avoid overheating and distortion of the personal safety equipment which would necessitate replacement].
- [on] [to clean and disinfect] nonporous athletic mats, wrestling mats, gymnastic mats, exercise equipment and training tables.
- to clean and disinfect finished floors. Can be applied with damp mop or autoscrubber. Cleans and disinfects without dulling gloss.
- to clean and disinfect finished floors, sinks and tubs.
- to clean and disinfect nonporous fire fighting bunker / turnout gear; trousers; overcoats, gloves, boots, hoods, helmets, air masks.
- to clean and disinfect nonporous salon / barber tools and instruments: combs, brushes, scissors, blades and manicure instruments.
- to clean and sanitize tables, chairs, and countertops
- to remove odors caused by flooding and smoke from fires.
- with a mop and bucket, trigger sprayer, sponge or by soaking.



8/25

[AREAS OF USE:]

Use **Lonza Formulation S-21** in:

{Note to reviewer: Each entry below also represents a graphic depicting the corresponding area of use. The graphics will only represent individual objects or outsides or insides of buildings as described below. No people, animal or food will be depicted in graphics.}

Bathrooms
Homes [Households]
Kitchens

Clinics
Dental offices
Health Care Facilities
Hospitals
Medical Offices
Medical Related facilities
Nursing homes
Sick Rooms
Day care centers
Nurseries

Bars
Cafeterias
Convenience stores
Food Preparation Areas
Food processing plants
Food storage areas
Institutional kitchens
Restaurants [Front of House]
USDA inspected food processing facilities

Athletic facilities
Barber shops
Business and office buildings
Colleges
Correctional facilities
Dressing rooms
Exercise facilities
Factories
Hotels
Institutional facilities
Institutions
Locker rooms
Motels

Prisons
Public facilities
Public rest rooms,
Schools
Shower and bath areas
Salons [Beauty] [Tanning]
Universities

Camp grounds
Play ground equipment

Animal laboratories
Dairy farms
Farms
Hog farms
Kennels
Mushroom Farms
Poultry farms
Pet animal quarters
Pet shops
Turkey farms
Zoos

Airplanes
Airports
Ambulances
Boats
Buses
Campers
Cars
Emergency [Police] [EMS] [Fire] [Rescue] vehicles
Mobile homes
Ships
Taxis
Trailers
Trains
Transportation terminals

Cross-contamination is of major housekeeping concern. **Lonza Formulation S-21** has been formulated to aid in the reduction of cross-contamination on hard nonporous surfaces not only in hospitals, but in schools, institutions and industry.

Lonza Formulation S-21 is a phosphate free, germicidal detergent effective in the presence of a moderate amount of organic soil on hard nonporous surfaces found at mushroom farms. **Lonza Formulation S-21** has been designed for use between mushroom crops. Areas of intended use include breezeways and track alleys before spawning, inside and outside walls of mushroom houses, lofts, floors, storage sheds and casing rings. Use of **Lonza Formulation S-21** must be limited to areas where compost and mushrooms are not present.

Other suggested Uses: Homes, Veterinary Clinics, Fish Markets, Kennels, Trash Compactors, Offices, Beauty Salons, Locker Rooms, Health Spas, Conference rooms, Elevators, Smoking Areas, Lounges, Day Care Centers, Dry Cleaners, Theaters, Farms, Auditoriums and Churches.

9/25

[TYPES OF SURFACES:]

Use **Lonza Formulation S-21** on washable hard, nonporous surfaces of:

{Note to reviewer: Each entry below also represents a graphic depicting the corresponding type of surface. No people, animal or food will be depicted in graphics. Only exteriors of microwaves and refrigerators will be depicted. Toy graphics will be submitted to Agency for review.}

- | | |
|---|---|
| Appliances, exteriors | Urinals |
| Bathroom fixtures | Walls |
| Bathtubs [fiberglass] | Whirlpool bathtubs |
| Cabinets | |
| Cages | Non-critical medical device surfaces: |
| Chairs | Beds [Medical] [Hospital] |
| Coils and drain pans of air conditioning and refrigeration equipment and heat pumps | Bed frames |
| Conductive flooring | Bed rails |
| Counters [Countertops] | Crutches |
| Countertop laminates | Defibrillators |
| Desks | Gurneys |
| Doorknobs | Non-critical [hospital] [medical] equipment surfaces: |
| Floors | [Medical] Examining tables |
| Garbage cans | [Medical] [Hospital] Lamps |
| Highchairs | Rescue tools |
| Kennel runs | Resuscitators |
| Microwave ovens, exteriors of | [Medical] [Hospital] Scales |
| Outdoor [patio] furniture except cushions and wood frames | Stands |
| Refrigerators, exteriors of | Stretchers |
| Refrigerated storage and display equipment | Stethoscopes |
| Showers | Walkers |
| Shower stalls [Fiberglass] | Wheel chairs |
| Sinks [bathroom] [kitchen] [Fiberglass] | Other hard nonporous surfaces made of: |
| Stoves [stovetops] | Glazed ceramic |
| Tables [Non-wooden picnic tables] | Glazed enameled surfaces |
| Tanning beds | Glazed porcelain |
| Telephones | Laminated surfaces |
| Toilets | Metal |
| Toilet bowls | Plastic [such as polystyrene or polypropylene] |
| Toilet bowl surfaces | Sealed stone |
| Tubs [Fiberglass] | Stainless steel |
| Tiles, glazed | Upholstery, vinyl and plastic |
| Ultrasonic baths | Woodwork, finished |

Lonza Formulation S-21 is effective at eliminating odors on porous surfaces such as upholstery, drapes, carpets, bedding, shower curtains, mattresses and non-porous surfaces such as walls and floors. Excellent for fire restoration.

{Note to reviewer: ATCC numbers are listed on the data matrix.}

Lonza Formulation S-21 is a sanitizer for hard nonporous non-food contact surfaces according to the method for Sanitizers - Non-Food Contact Surfaces, modified in the presence of 500 ppm hard water plus 5% organic serum in 60 seconds against:

- Klebsiella pneumoniae
- Staphylococcus aureus

10/25

{Note to reviewer: ATCC numbers are listed on the data matrix.}

Lonza Formulation S-21 is a [one-step] [Hospital use] disinfectant, Bactericidal according to the current AOAC Use-Dilution Test Method, Fungicidal according to the AOAC Fungicidal Test and Virucidal* according to the virucidal qualification modified in the presence of 200 ppm hard water plus 5% organic serum against:

{or}

As a disinfectant, Lonza Formulation S-21 [kills] [is effective against]:

[Bacteria:]

- Pseudomonas aeruginosa [Pseudomonas]
- Staphylococcus aureus [Staph]
- Salmonella enterica [Salmonella]
- Acinetobacter baumannii [Acinetobacter]
- Burkholderia cepacia
- Campylobacter jejuni [Campylobacter]
- Corynebacterium ammoniagenes
- Enterobacter aerogenes
- Enterobacter cloacae NDM-1 positive
- Enterococcus faecalis [Enterococcus]
- Enterococcus faecalis - Vancomycin resistant [VRE]
- Escherichia coli [E. coli]
- Escherichia coli, New Dehli Metallo-Beta Lactamase (NDM-1)
- ESBL Escherichia coli [Extended spectrum beta-lactamase producing E. coli]
- Klebsiella pneumoniae [Klebsiella]
- Klebsiella pneumoniae - NDM-1 positive
- Legionella pneumophila
- Listeria monocytogenes [Listeria]
- Salmonella schottmuelleri [Salmonella]
- Salmonella typhi [Salmonella]
- Serratia marcescens
- Shigella dysenteriae [Shigella]
- Staphylococcus aureus - Community Associated Methicillin-Resistant [CA-MRSA] [NRS384] [USA300]
- Staphylococcus aureus - Community Associated Methicillin-Resistant [CA-MRSA] [NRS123] [USA400]
- Staphylococcus aureus - Methicillin-Resistant [MRSA]
- Staphylococcus aureus - Multi-Drug Resistant [resistant to tetracycline [Tc], penicillin [Pc], streptomycin [Sm] and erythromycin [Em] and susceptible to chloramphenicol [Cm] *in vitro*]
- Staphylococcus aureus - Vancomycin Intermediate Resistant [VISA]
- Streptococcus pyogenes [Strep] [a cause of scarlet fever]
- Vibrio cholerae

[Viruses:]

- *Adenovirus Type 5 [Adenovirus] [at 1:16 dilution [8 oz. per gallon of water]]
- *Adenovirus Type 7 [Adenovirus] [at 1:16 dilution [8 oz. per gallon of water]]
- *Hepatitis B Virus [HBV]
- *Hepatitis C Virus [HCV]
- *Herpes Simplex Virus Type 1 [Herpes]
- *Herpes Simplex Virus Type 2 [Herpes]
- *HIV-1 [the AIDS Virus]
- *Human Coronavirus
- *Influenza Type A Virus / Brazil [Influenza]
- *Influenza Virus Type A / Hong Kong [Influenza]
- *2013 Influenza A Virus (H7N9)
- *Norwalk Virus [Norovirus]
- *Respiratory Syncytial Virus [RSV]
- *Rotavirus
- *SARS Associated Coronavirus [SARS] [cause of Severe Acute Respiratory Syndrome]
- *Vaccinia [Pox Virus]

11/25

- Respiratory illnesses attributable to Pandemic 2009 H1N1 are caused by influenza A virus. This product (Product Name) is a broad-spectrum hard surface disinfectant that has been shown to be effective against (*influenza A virus tested and listed on the label*) and is expected to inactivate all influenza A viruses including Pandemic 2009 H1N1 (formerly called swine flu).
- This product has demonstrated effectiveness against influenza A virus and is expected to inactivate all influenza A viruses including Pandemic 2009 H1N1 influenza A virus.
- This product has demonstrated effectiveness against (*influenza A virus tested and listed on the label*) and is expected to inactivate all influenza A viruses including Pandemic 2009 H1N1 (formerly called swine flu).
- Kills Pandemic 2009 H1N1 influenza A virus (formerly called swine flu).
- Kills Pandemic 2009 H1N1 influenza A virus.


Lonza Formulation S-21 [kills] [is effective against] [the following animal viruses:]

- Avian Infectious Bronchitis Virus
- Avian Influenza Virus (H3N2)
- Avian Influenza Virus (H5N1)
- Canine Distemper Virus
- Feline Calicivirus
- Murine Norovirus¹
- Newcastle's Disease Virus
- Pseudorabies Virus

[Fungi:]

- Aspergillus niger
- Trichophyton mentagrophytes [the Athlete's Foot Fungus] [A cause of Ringworm][A cause of Ringworm of the foot]

¹Tested in deionized water



12/25

Dilution:

Disinfection [1:64]	2 oz. per gallon of water
Disinfection [1:32]	4 oz. per gallon of water
Disinfection [1:16]	8 oz. per gallon of water
Sanitizer [1:256]	2 oz. per 4 gallons of water [200 ppm active]

*{If the following Spanish statement is used, it must appear directly above DIRECTIONS FOR USE.}
Si usted no entiende la etiqueta, busque a alguien para que se la explique a usted en detalle. [If you do not understand the label, find someone to explain it to you in detail.]*

DIRECTIONS FOR USE

It is a violation of Federal law to use this product in a manner inconsistent with its labeling.

Before use in federally inspected meat and poultry food processing plants and dairies, food products and packaging materials must be removed from the room or carefully protected.

Preparation of Disinfectant Use-Solution:

[Add] [Mix] 2 oz. per gallon of water [1:64] or [2 - 4 oz. per gallon of water] or [2 - 8 oz. per gallon of water]. For heavy duty use, [add] [mix] 8 oz. per gallon of water [1:16]. Use 8 oz. per gallon of water to kill Adenovirus Type 5 and Type 7.

DISINFECTION / VIRUCIDAL* / FUNGICIDAL / MOLD AND MILDEW CONTROL DIRECTIONS:

Apply use-solution to hard, nonporous surfaces, thoroughly wetting the surfaces, with a cloth, mop, sponge, sprayer or by immersion. Treated surfaces must remain wet for 10 minutes. {Note to reviewer: if using reduced contact time for Influenza Virus Type A and/or Human Coronavirus, the following sentence will be required:}

[For [Influenza Virus Type A] [and] [Human Coronavirus], treated surfaces must remain wet for 1 minute.]

Wipe dry with a cloth, sponge or mop or allow to air dry. For heavily soiled areas, a preliminary cleaning is required.

For sprayer applications, use a coarse spray device. Spray 6 - 8 inches from surface; rub with brush, sponge or cloth. Avoid breathing spray.

For fungicidal activity, Lonza Formulation S-21 is an effective fungicide against Trichophyton mentagrophytes [the athlete's foot fungus] in areas such as locker rooms, dressing rooms, shower and bath areas and exercise facilities.

Lonza Formulation S-21 is a one-step fungicide at 2 oz. per gallon of water or [2 - 4 oz. per gallon of water] or [2 - 8 oz. per gallon of water] in 200 ppm hard water and 5% serum.

For mold and mildew At 2 oz. per gallon or [2 - 4 oz. per gallon] or [2 - 8 oz. per gallon], **Lonza Formulation S-21** will effectively inhibit the growth of mold and mildew and the odors caused by them when applied to hard, nonporous surfaces. Follow disinfection instructions. Repeat treatment every seven days, or more often if new growth appears.

Rinse all surfaces that come in contact with food such as countertops, appliances, tables and stovetops with potable water before reuse. Do not use on utensils, glassware and dishes.

11/3/25

{Note to reviewer: one of the following two statements will be used:}

BACTERICIDAL STABILITY OF USE-DILUTION: [Tests confirm that] the use solution of this product, when stored in a sealed container such as a spray bottle, remains effective for [up to 7 days] [for up to one week] [for up to one month] [for up to 2 months] [for up to 3 months] [for up to 4 months] [for up to 5 months] [for up to 6 months] [for up to 12 months] [for up to 1 year]. If product becomes visibly dirty or contaminated, the use-dilution must be discarded and fresh product prepared. Always use clean, properly labeled containers when diluting this product. Bactericidal stability of the use-dilution does not apply to open containers such as buckets or pails.

{or}

Prepare a fresh solution daily or more often if the use solution becomes visibly diluted or soiled.

{Note for reviewer: For labels that list medical premises and metal and / or stainless steel surfaces, one of the following statements must be used:}

This product is not to be used as a terminal sterilant / high level disinfectant on any surface or instrument that [1] is introduced directly into the human body, either into or in contact with the bloodstream or normally sterile areas of the body, or [2] contacts intact mucous membranes but which does not ordinarily penetrate the blood barrier or otherwise enter normally sterile areas of the body. [This product may be used to pre-clean or decontaminate critical or semi-critical medical devices prior to sterilization or high level disinfection.]

{or}

This product is not for use on medical device surfaces.

***KILLS HIV AND HBV AND HCV ON PRE-CLEANED ENVIRONMENTAL SURFACES / OBJECTS PREVIOUSLY SOILED WITH BLOOD / BODY FLUIDS** in health care settings or other settings in which there is an expected likelihood of soiling of inanimate surfaces / objects with blood or body fluids, and in which the surfaces / objects likely to be soiled with blood or body fluids can be associated with the potential for transmission of Human Immunodeficiency Virus Type 1 [HIV-1] [associated with AIDS] or Hepatitis B Virus [HBV] or Hepatitis C Virus [HCV].

Special Instructions for Cleaning and Decontamination against HIV-1 or HBV or HCV on Surfaces / Objects Soiled With Blood / Body Fluids.

Personal Protection: Clean up should always be done wearing protective gloves, gowns, masks and eye protection.

Cleaning Procedure: Blood and other body fluids containing HIV-1 or HBV or HCV must be thoroughly cleaned from surfaces and objects before application of **Lonza Formulation S-21**.

Contact Time: Leave surface wet for 1 minute [60 seconds] for HIV-1 and 10 minutes for HBV and HCV with a 2 oz. or [2 - 4 oz.] or [2 - 8 oz.] per gallon use-solution. Use 8 oz. per gallon of water to kill Adenovirus Type 5 and Type 7. Use a 10-minute contact time for disinfection against all other viruses, bacteria and fungi claimed.

Disposal of Infectious Material: Blood, body fluids, cleaning materials and clothing should be autoclaved and disposed of according to local regulations for infectious waste disposal.

NON-ACID TOILET BOWL [AND URINAL] DISINFECTANT / CLEANER DIRECTIONS:

Remove gross filth prior to disinfection.

From Concentrate:

Add 2 oz. or [2 - 4 oz.] or [2 - 8 oz.] to the bowl. Use 8 oz. to kill Adenovirus Type 5 and Type 7. Thoroughly brush or swab over exposed surfaces and under the rim with a cloth, mop or sponge. Allow to stand for 10 minutes and flush.

From Use Solution:

Empty toilet bowl [or urinal] and apply a 2 oz. per gallon or [2 - 4 oz. per gallon] or [2 - 8 oz. per gallon] use-solution to exposed surfaces and under the rim with a cloth, mop, sponge or sprayer. Use 8 oz. per gallon of water to kill Adenovirus Type 5 and Type 7. Brush or swab thoroughly, allow to stand for 10 minutes and flush.

For Heavy Duty Use:

Empty toilet bowl [or urinal] and apply an 8 oz. per gallon use-solution to exposed surfaces including under the rim with a cloth, mop, sponge or sprayer. Brush or swab thoroughly, allow to stand for 10 minutes and flush.

14/25

SALON / BARBER INSTRUMENTS AND TOOLS DISINFECTION [BACTERICIDE] / VIRUCIDE / FUNGICIDE

DIRECTIONS:

Mix 4 oz. [120 mL] or [4 - 8 oz. [120 -240 ml]] of **Lonza Formulation S-21** per gallon of water [1 oz. [30 mL] or [1 - 2 oz. [30 - 60 ml]] of **Lonza Formulation S-21** per quart of water] to disinfect hard, nonporous instruments and tools. Use 8 oz. per gallon of water to kill Adenovirus Type 5 and Type 7. Completely immerse combs, brushes, rollers, manicure and other salon instruments and tools for 10 minutes. For heavily soiled instruments and tools, a preliminary cleaning is required. Rinse thoroughly and dry before use. Fresh solution should be prepared daily or more often if solution becomes diluted or soiled.

Note: Plastics may remain immersed until ready to use. Stainless steel shears and instruments must be removed after 10 minutes, rinsed, dried and kept in a clean, non-contaminated receptacle. Prolonged soaking may cause damage to metal instruments.

ULTRASONIC BATH DISINFECTANT [VIRUCIAL*] DIRECTIONS:

Use **Lonza Formulation S-21** to disinfect hard nonporous non-critical objects compatible with Ultrasonic cleaning units. Pour fresh use-solution of 2 oz. or [2 - 4 oz.] or [2 - 8 oz.] of **Lonza Formulation S-21** per gallon of water directly into bath chamber. Use 8 oz. per gallon of water to kill Adenovirus Type 5 and Type 7. Pre-clean heavily soiled objects. Place objects into unit and operate for a minimum of 10 minutes, according to the manufacturer's directions. Remove objects and wash with sterile water [sterile water for injection] or allow to air dry. Prepare fresh solution for each use.

DISINFECTION OF [WHIRLPOOL [BATH[S]] [UNIT[S]]:

After using the [whirlpool [bath] [unit]] drain and refill with fresh water to [just cover the intake valve] [cover the highest jet] [2 inches above the highest jet]. Add 2 oz. or [2 - 4 oz.] or [2 - 8 oz.] of **Lonza Formulation S-21** for each gallon of fresh water added. Use 8 oz. per gallon of water to kill Adenovirus Type 5 and Type 7. Start the pump to circulate the solution. Wash down [the [deck] [seat of chair lift] [any related equipment]] any uncovered surfaces on the [bath] [unit] with a clean swab, brush or sponge with the solution. Treated surfaces must remain wet for 10 minutes. After the [bath] [unit] has been thoroughly disinfected, drain and rinse surfaces with fresh water. Wipe dry with a clean sponge or cloth or allow to air dry. Repeat for heavily soiled units.

WHIRLPOOL FOOT SPA DISINFECTION:

After using whirlpool foot spa, drain the water. Use 2 oz. of product per gallon of water [8 oz. per gallon of water to kill Adenovirus Type 5 and 7] to cover intake valve or 2 inches above highest jet. Start pump to circulate the solution. Swab exposed surfaces including unit sides, chair, and any related equipment thoroughly with cloth, sponge, or brush and allow treated surfaces and solution to stand for 10 minutes. After unit has been thoroughly disinfected, rinse all disinfected surfaces with fresh water.

FOR USE ON FINISHED FLOORS: To limit gloss reduction use **Lonza Formulation S-21** at 2 oz. per gallon or [2 - 4 oz. per gallon]. Apply with a damp mop or autoscrubber. Allow surface to remain wet for 10 minutes. Wipe or allow to air dry. Do not use on floor finish at 8 oz. per gallon.

10/20

- [Animal Viruses:]
- Avian Infectious Bronchitis Virus
- Avian Influenza Virus (H3N2)
- Avian Influenza Virus (H5N1)
- Canine Distemper Virus
- Feline Calicivirus
- Murine Norovirus
- Newcastle's Disease Virus
- Pseudorabies Virus

["SPECIAL INSTRUCTIONS FOR INACTIVATING AVIAN INFLUENZA" AND OTHER ANIMAL VIRUSES LISTED ON THIS LABEL]


{or}

[VETERINARY [PRACTICE]] [FACILITIES] / [ANIMAL CARE] [FACILITIES] / [ANIMAL LABORATORY] [FACILITIES] / [ZOOS] / [PET SHOPS] / [KENNELS] DISINFECTION [/ VIRUCIDAL*] DIRECTIONS:

For cleaning and disinfecting hard nonporous surfaces: equipment used for feeding or watering animals, utensils, instruments, cages, kennels, stables, catteries, pens, stalls and etc. Remove all animals and feeds from premises, animal transportation vehicles, crates, pens, stalls and etc. Remove all litter, droppings and manure from floors, walls and surfaces of facilities occupied or traversed by animals. Empty all feeding and watering appliances. Thoroughly clean all surfaces with soap or detergent and rinse with water. Saturate surfaces with a use-solution of 2 oz. or [2 - 4 oz.] or [2 - 8 oz.] of **Lonza Formulation S-21** per gallon of water [or equivalent dilution] for a period of 10 minutes. Use 8 oz. per gallon of water to kill Adenovirus Type 5 and Type 7. For murine norovirus use dilution must be made with deionized water. Wipe or allow to air dry. Immerse all halters, ropes, and other types of equipment used in handling and restraining animals as well as forks, shovels, and scrapers used for removing litter and manure. Thoroughly scrub all treated surfaces, then rinse all surfaces that come in contact with food, including equipment used for feeding or watering, with potable water before reuse. Ventilate buildings, animal enclosures, [vehicles] and other closed spaces. Do not house animals or employ equipment until treatment has been absorbed, set or dried.

FARM PREMISE USE:

Remove all animals and feed from premises, vehicles and enclosures. Remove all litter and manure from floors, walls and surfaces of barns, pens, stalls, chutes and other facilities and fixtures occupied or traversed by animals. Empty all troughs, racks and other feeding and watering appliances. Thoroughly clean all surfaces with soap or detergent and rinse with water. Saturate all surfaces with a use-solution of 2 oz. or [2 - 4 oz.] or [2 - 8 oz.] of **Lonza Formulation S-21** per gallon of water [or equivalent dilution] for a period of 10 minutes. Use 8 oz. per gallon of water to kill Adenovirus Type 5 and Type 7. Immerse all halters, ropes and other types of equipment used in handling and restraining animals as well as forks, shovels and scrapers used for removing litter and manure. Ventilate buildings, cars, trucks, boats and other closed spaces. Do not house livestock or employ equipment until treatment has been absorbed, set or dried. Thoroughly scrub all treated feed racks, mangers, troughs, automatic feeders, fountains and waterers with soap or detergent, and rinse with potable water before reuse.



16/25

POULTRY AND SWINE PREMISE DISINFECTION [/ VIRUCIAL*] DIRECTIONS:

Remove all animals and feeds from premises, vehicles, and enclosures such as coops and crates. Remove all litter, droppings and manure from floors, walls and surfaces of barns, pens, stalls, chutes and other facilities and fixtures occupied or traversed by animals. Empty all troughs, racks and other feeding and watering appliances. Thoroughly clean all surfaces with soap or detergent and rinse with water. Use 2 oz. or [2 - 4 oz.] or [2 - 8 oz.] of **Lonza Formulation S-21** per gallon of water. Saturate surfaces with the recommended disinfecting solution for 10 minutes. Use 8 oz. per gallon of water to kill Adenovirus Type 5 and Type 7. Immerse all halters, ropes and other types of equipment used in handling and restraining animals, as well as forks, shovels, and scrapers used for removing litter and manure. Ventilate buildings, cabs, trucks, coops and other closed spaces. Do not house animals or employ equipment until treatment has been absorbed, set or dried. Thoroughly scrub treated feed racks, mangers, troughs, automatic feeders, fountains, and waterers with soap or detergent, and rinse with potable water before reuse.

Hatcheries: Use 2 oz. of **Lonza Formulation S-21** per gallon of water to treat the following hard nonporous surfaces: hatching, setters, trays, racks, carts, sexing tables, delivery trucks and other hard surfaces. Leave all treated surfaces wet for 10 minutes or more. Wipe dry with a clean cloth or sponge or allow to air dry.

Vehicles: Treat all vehicles including mats, crates, cabs and wheels with water and **Lonza Formulation S-21**. Use 2 oz. of **Lonza Formulation S-21** per gallon of water to treat all vehicles. Leave all treated surfaces wet for 10 minutes or more. Wipe dry with a clean cloth or sponge or allow to air dry.

Dressing Plant Disinfectant Directions: Disinfect equipment, utensils, walls and floors in poultry and animal dressing plants. Disinfect offal rooms, exterior walls and loading platforms of dressing plants. Cover or remove all food and packaging materials. Remove all heavy soils prior to application. Saturate all surfaces with a 2 oz. of **Lonza Formulation S-21** per gallon of water solution. Use 8 oz. to kill Adenovirus Type 5 and Type 7. Scrub to loosen all soils. Surfaces must remain wet for 10 minutes, then thoroughly rinsed with potable water before operations are resumed.

MUSHROOM FARM PREMISE USE:

Site Preparation: The first step in any on-going sanitation program must be the removal of gross contamination and debris. This may be accomplished by using a shovel, broom, or vacuum, depending on the area to be disinfected.

Cleaning and Disinfection: For general cleaning and disinfection, use 2 oz. or [2 - 4 oz.] or [2 - 8 oz.] of **Lonza Formulation S-21** per gallon of water [or equivalent dilution]. Apply use solution with a cloth, mop, sponge, sprayer or by immersion to thoroughly wet the surfaces. Treated surfaces must be allowed to remain wet for 10 minutes. Wipe or allow to air dry. For heavily soiled areas, preclean first. Prepare a fresh solution for each use or more often if solution becomes visibly diluted, clouded or soiled.

For Heavy Duty Cleaning: When greater cleaning is desired, use 8 oz. of **Lonza Formulation S-21** per gallon of water. Heavily soiled areas may require repeated cleaning before treatment.

DO NOT APPLY USE-SOLUTION TO THE MUSHROOM CROP, COMPOST OR CASING. Rinse treated surfaces with potable water before they contact the crop, compost or casing.

CITRUS CANKER DISEASE CONTROL:

For prevention of Citrus Canker Disease through treatment of precleaned equipment. Effective against *Xanthomonas axonopodis* pv. citri [Citrus Canker Disease] at 2000 ppm active quat. Treatments can be applied to trucks, attached trailers, field harvesting equipment including cargo area, wheels, tires, undercarriage, hood, roof, fenders, and any other hard nonporous part of the equipment that can be taken into infested areas.

Thoroughly clean all surfaces with soap or detergent and rinse with water. Then saturate surfaces with a 1:27.5 use-dilution [4-3/4 oz. of **Lonza Formulation S-21** per gallon of water] [19 oz. of **Lonza Formulation S-21** per 4 gallons of water] [or equivalent dilution] [2000 ppm active quat] for a period of 10 minutes. Allow to air dry. All surfaces that come in contact with food or crop must be rinsed with potable water before reuse. To prevent the spread of Citrus Canker Disease by this artificial means of transportation, treatments are made by trigger spraying, dipping or brushing. Clothing must be either rinsed or laundered before reuse. Footwear must be rinsed before reuse.

17/25

TO SANITIZE NON-FOOD CONTACT SURFACES:

[Add] [Mix] 2 oz. of **Lonza Formulation S-21** per 4 gallons of water [1/2 oz. of **Lonza Formulation S-21** per gallon of water] to sanitize hard nonporous surfaces. Treated surfaces must remain wet for 60 seconds. Wipe dry with a sponge, mop or cloth or allow to air dry.

TO SANITIZE BARBER / SALON INSTRUMENTS AND TOOLS: {Not for Use in California}

Immerse precleaned barber / salon instruments and tools [such as combs, brushes, razors, scissors, blades and manicure instruments] in a use-solution of 2 oz. of **Lonza Formulation S-21** per 4 gallons of water [or equivalent dilution] for at least [60 seconds] [one minute]. Rinse thoroughly and dry before use. Prepare a fresh solution daily or more often if solution becomes visibly diluted, cloudy or soiled.

NOTE: Plastics may remain immersed until ready to use. Stainless steel shears and instruments must be removed after 10 minutes, rinsed, dried, and kept in a clean non-contaminated receptacle. Prolonged soaking may cause damage to metal instruments.

SANITIZATION OF [WHIRLPOOL [BATH[S]] [UNIT[S]]:


After using the [whirlpool [bath] [unit]], drain and refill with fresh water to [just cover the intake valve] [cover the highest jet] [2 inches above the highest jet]. Add 2 ounces of **Lonza Formulation S-21** for each 2 – 4 gallons of fresh water added. Start the pump to circulate the solution. Wash down the [[deck] [seat of chair lift] [any related equipment] and] any uncovered surfaces on the [bath] [unit] with a clean swab, brush or sponge with the solution. Treated surfaces must remain wet for at least 60 seconds. Drain bath and wipe dry with a clean sponge or cloth or allow to air dry.

{For food processing or other facilities that have installed entryway sanitizing systems}

SHOE BATH SANITIZER DIRECTIONS: To prevent cross contamination into animal areas, shoe baths containing one inch of freshly made solution must be placed at all entrances to buildings and hatcheries. Scrape waterproof work boots and place in a 2 oz. per 4-gallons of water solution for 60 seconds prior to entering area. Change the solution in the bath daily or more often if solution appears diluted or soiled.

SHOE FOAM SANITIZER DIRECTIONS:

To prevent cross contamination into animal areas, apply a foam layer approximately 1/2 to 2 inches thick made from a solution of 2 oz. of **Lonza Formulation S-21** per 2 – 5 1/2 gallons of water [400 – 150 ppm active quat] [or equivalent dilution], at all entrances to buildings, hatcheries, production and packaging rooms by using a foam generating machine or aerator to apply the foam layer. Follow the foaming directions as specified by the manufacturer of the foam generator or aerator. Scrape waterproof [work boots] [shoes]. Stand or walk through foamed area for 60 seconds prior to entering area. Wash and replace Foam Area at least daily or more often if the Foam Area appears diluted or soiled.



18/25

TO CLEAN AND DEODORIZE: [Mix] [Use] 2 oz. per gallon of water or [2 - 4 oz. per gallon of water] or [2 - 8 oz. per gallon of water] to clean and deodorize surfaces. Apply using a cloth, mop, sponge or sprayer. Wipe or allow to air dry.

Cleaning Solution: Dilute 2 - 4 oz. per gallon of water for cleaning of kitchen counters, tables, walls, bathrooms, toilet seats, mopping floors and large routine applications. Apply to surfaces using cloth, mop or sponge. Remove excess liquid or allow surfaces to air dry.

Deodorizing directions:
Nursing Homes, Hospitals, Hotels, Schools, Restaurants: 2 - 4 oz. in chemical toilets, waste receptacles, bed pans, drainage bottles, diaper pails, hampers, disposals, commodes and air conditioner pans will eliminate odors.

Mopping Solutions, Automatic Scrubbers: 2 - 4 oz. per gallon of water eliminates undesirable odors. Allow surfaces to air dry.

Laundry: 2 oz. per load added during the final rinse cycle deodorizes all offensive odors.


Air Freshener/Automotive Uses: 8 ounces per gallon of water or desired concentration will effectively neutralize damp musty odors caused by mildew in storage areas, basements, closets and bathrooms. Effective on smoking and cooking odors [garlic, fish, onions, etc.]. Automobile odors from tobacco, musty carpet smell and beverage smells will be eliminated.

Carpets: 2 - 4 oz. per gallon of water eliminates odors associated with urine, vomit, smoke, and mildew. Reapply after cleaning for freshening effects. Allow to dry.

RV Holding Tanks: Toilet waste: cover bottom of holding tank with water and add 2 - 4 oz. If odors return before time to empty, simply add 2 - 4 oz. to the tank. Kitchen waste: 2 - 4 oz. of Lonza **Formulation S-21** to gray water tank as needed to control malodors created by dirty dish water.

Pet Odors: Use 8 - 12 oz. per gallon of water or desired concentration, for urine, feces, and vomit, in carpet and upholstery. Clean prior to application then spray onto affected areas. Test hidden area for colorfastness. Allow 10 minutes contact time. Then blot with clean cloth. Allow to dry. Also effective on pet bedding and litter boxes.

Sewage Backup, Water Damage: 4 - 8 oz. per gallon of water or desired concentration. Spray over affected areas before and after cleaning and extraction. Allow ten minutes contact time. Use proper ventilation; open windows.



19/25

WATER DAMAGE RESTORATION AGAINST ODOR-CAUSING BACTERIA AND FUNGI FOR HOME, INSTITUTIONAL, INDUSTRIAL AND HOSPITAL USE: {Not for use in California}

This product is particularly suitable for use in water damage restoration situations against odor causing bacteria on the following porous and semi-porous materials: carpets, carpet cushions, subfloors, drywall, trim and frame lumber, tackless strip and paneling. Using appropriate dilution, saturate the affected materials with enough product to remain wet for at least 10 minutes.

Sewer Backup and River Flooding: During mitigation procedures, dilute 2 – 4 oz. of the concentrate per gallon of water, allowing for the diluting effect of absorbed water within saturated materials. Remove gross filth or heavy soil along with non-salvageable materials. Saturate all affected areas with a coarse spray device before and after cleaning and extraction.

Carpets, Carpet Cushions and Other Porous Materials such as Subfloors, Drywall, Trim and Frame Lumber, Tackless Strip and Paneling: For water damage from a clean source, extract excess water. Test hidden area for colorfastness. Dilute 2 – 4 oz. of the concentrate per gallon of water, allowing for the diluting effect of absorbed water within saturated materials. Remove gross filth or heavy soil. Saturate all affected areas with a coarse spray device. Roll, brush or agitate into the materials and allow materials to remain wet for 10 minutes. Follow with a thorough extraction. Dry rapidly and thoroughly.

Special instructions For Cleaning / Sanitizing Carpet Against Odor Causing Bacteria: Use this product in industrial and institutional areas such as homes, motels, hotels, nursing homes, schools, and hospitals. Use on wet-cleanable synthetic fibers. Do not use on wool. Vacuum carpet thoroughly prior to cleaning / sanitizing. Test fabric for colorfastness.

For portable extraction units: Mix 2 oz. of concentrate per gallon of water.

For truck mounted extraction machines: Mix 2 – 4 oz. of concentrate per gallon of water and meter at 4 gallons per hour.

For rotary floor machines: Mix 2 oz. of concentrate per gallon of water and apply at the rate of 300 – 500 sq. ft. per gallon. Do not mix this product with other cleaning products. Follow the cleaning procedures specified by the manufacturer of the cleaning equipment. After using the product, set the carpet pile and protect the carpet from furniture legs and bases while drying. Do not over-wet. If applied to stain resistant nylon carpet, apply a fabric protector according to the manufacturer's directions.

20/25

{Note to reviewer: For Nonrefillable Containers, Label has Household and Residential Uses}

STORAGE AND DISPOSAL

Store in original container in areas inaccessible to children. Nonrefillable container. Do not reuse or refill this container. Wrap [container] and put in trash or offer for recycling if available.

{or}

Store in original container in areas inaccessible to children. Nonrefillable container. Do not reuse or refill this container. Wrap [container] and put in trash or offer for reconditioning if appropriate.

{Note to reviewer: For Nonrefillable Containers for commercial, industrial, and institutional uses – all sizes – No Reuse Rinsate Statement for Public Health Use products. Chapter 13, Table 6 of the Label Review Manual states that for “All products in containers that could be burned,” the registrant has the option to “Remain silent on burning,” therefore, no incineration language is provided for plastic containers.}

STORAGE AND DISPOSAL

Do not contaminate water, food or feed by storage or disposal.

Pesticide Storage: Open dumping is prohibited. Store in original container in areas inaccessible to children.

Pesticide Disposal: Pesticide wastes are acutely hazardous. Improper disposal of excess pesticide, spray mixture or rinsate is a violation of Federal Law. If these wastes cannot be disposed of by use according to label instructions, contact your State Pesticide or Environmental Control Agency, or the Hazardous Waste representative at the nearest EPA Regional Office for guidance.

Container Disposal:

{Plastic and Metal Containers:} Nonrefillable container. Do not reuse or refill this container. Clean container promptly after emptying. Triple rinse as follows: Fill container ¼ full with water and reclose the container. Agitate vigorously, and dispose of rinsate consistent with pesticide disposal instructions. Repeat two more times. Then offer for recycling if available or puncture and dispose in sanitary landfill or by other procedures approved by state and local authorities. Follow pesticide disposal instructions for rinsate. If not triple rinsed, these containers are acute hazardous wastes and must be disposed in accordance with local, state, and federal regulations.

{Metal containers only:} DO NOT cut or weld metal containers.

{Bag in Box Containers:} Nonrefillable container. Do not reuse or refill this container. Clean container promptly after emptying. Completely empty bag into application equipment. Then offer for recycling if available or dispose of in a sanitary landfill, or by incineration, or by other procedures allowed by state and local authorities.

{Note to reviewer: For Nonrefillable Sealed Containers: Packaging options can be in sealed containers or bottles designed for use dilution systems to reduce worker exposure to the concentrate. None of these can be triple rinsed because they are closed sealed containers. The following text will be used on these sealed container types:}

STORAGE AND DISPOSAL

Do not contaminate water, food or feed by storage or disposal.

Pesticide Storage: Open dumping is prohibited. Store in original container in areas inaccessible to children.

Pesticide Disposal: Pesticide wastes are acutely hazardous. Improper disposal of excess pesticide, spray mixture or rinsate is a violation of Federal Law. If these wastes cannot be disposed of by use according to label instructions, contact your State Pesticide or Environmental Control Agency, or the Hazardous Waste representative at the nearest EPA Regional Office for guidance.

Container Disposal: Nonrefillable container. Do not reuse or refill this container. Wrap empty container and put in trash.

21 / 25

{Note to reviewer: For Refillable Containers – all sizes – No Reuse Rinsate Statement for Public Health Use products. Chapter 13, Table 6 of the Label Review Manual states that for “All products in containers that could be burned,” the registrant has the option to “Remain silent on burning;” therefore, no incineration language is provided for plastic containers.}

STORAGE AND DISPOSAL:

Do not contaminate water, food or feed by storage or disposal. Refillable container. Refill this container with pesticide only. Do not reuse this container for any other purpose.

Pesticide Storage:

Open dumping is prohibited. Store in original container in areas inaccessible to children.

Pesticide Disposal:

Pesticide wastes are acutely hazardous. Improper disposal of excess pesticide, spray mixture or rinsate is a violation of Federal Law. If these wastes cannot be disposed of by use according to label instructions, contact your State Pesticide or Environmental Control Agency, or the Hazardous Waste representative at the nearest EPA Regional Office for guidance.

Container Disposal:

Refillable container. Refill this container with pesticide only. Do not reuse this container for any other purpose. Cleaning the container before refilling is the responsibility of the refiller. Cleaning the container before final disposal is the responsibility of the person disposing of the container.

[Plastic or Metal Containers:] To clean the container before final disposal, empty the remaining contents from this container into application equipment or mix tank. Fill the container about 10 percent full with water. Agitate vigorously, and dispose of rinsate consistent with pesticide disposal instructions. Repeat this rinsing procedure two more times. Then offer for recycling or reconditioning. If not available, puncture and dispose in sanitary landfill. If not triple rinsed, these containers are acute hazardous wastes and must be disposed in accordance with local, state, and federal regulations.

[Metal containers only:] DO NOT cut or weld metal containers.

22/25

PACKET LABEL TO BE USED WITH MASTER CONTAINER LABEL

FOR DISINFECTION

Note to reviewer: the following will be used for 1/2 oz. of concentrate:
~~MIX EACH PACKET WITH 1 QUART OF WATER~~

Note to reviewer: the following will be used for 4 oz. of concentrate:
MIX EACH PACKET WITH 2 GALLONS OF WATER

Note to reviewer: the following will be used for 8 oz. of concentrate:
MIX EACH PACKET WITH 4 GALLONS OF WATER

Note to reviewer: the following will be used for 16 oz. of concentrate:
MIX EACH PACKET WITH 8 GALLONS OF WATER

{If other packet sizes are desired, new packet label will be identical and the only things that will vary are the net contents, amount of water to dilute with and ppm active quat. Those 3 items will have to match or be equivalent to the dilution chart that is shown on page 11.}

LONZA FORMULATION S-21

Active Ingredients:

Octyl decyl dimethyl ammonium chloride	1.65%
Diocetyl dimethyl ammonium chloride	0.66%
Didecyl dimethyl ammonium chloride	0.99%
Alkyl (C ₁₄ , 50%; C ₁₂ , 40%; C ₁₆ , 10%) dimethyl benzyl ammonium chloride	2.20%
Other Ingredients:	<u>94.50%</u>
Total:	100.00%

KEEP OUT OF REACH OF CHILDREN

DANGER [PELIGRO]

See outer container for Precautionary Statements and Use directions

Disposal: Nonrefillable container. Do not reuse packet. Wrap and put in trash.

[Not for retail sale]

EPA Reg. No. 6836-75
EPA Est. No. *(insert EPA Establishment No. here)*
Net Contents *(insert container size here)*

Lonza Inc.
90 Boroline Road
Allendale, NJ 07401

23/25

SECONDARY CONTAINER LABEL

{Note to reviewer: This secondary container label will be used only when the product is diluted at the 8 oz. or less per gallon of water}

LONZA FORMULATION S-21

Active Ingredients:

Octyl decyl dimethyl ammonium chloride.....	1.65%
Dioctyl dimethyl ammonium chloride.....	0.66%
Didecyl dimethyl ammonium chloride.....	0.99%
Alkyl (C ₁₄ , 50%; C ₁₂ , 40%; C ₁₆ , 10%) dimethyl benzyl ammonium chloride	2.20%
Other Ingredients:	94.50%
Total:.....	100.00%

The product in this container must be diluted at the use rate of 8 oz. or less per gallon of water as directed on the pesticide product label.

KEEP OUT OF REACH OF CHILDREN

CAUTION [PRECAUCIÓN]

PRECAUTIONARY STATEMENTS

HAZARDS TO HUMANS AND DOMESTIC ANIMALS

Caution. Harmful if absorbed through skin. Causes moderate eye irritation. Avoid contact with eyes or clothing. Wash thoroughly with soap and water after handling and before eating, drinking, chewing gum, using tobacco or using the toilet. Remove and wash contaminated clothing before reuse.

Follow the directions for use on the pesticide label when applying this product

EPA Reg. No. 6836-75

{Note to Reviewer: The following are optional graphics}

{Note to reviewer. The following may be used only if the supplemental registrant has obtained an NSF listing. Allowed on back or side panel only.}



{or}



{or}




National Compounds
Program Listed (Category Code)
(Registration #)

[NSF Listed]

(Insert 6-Digit NSF Listing Number here)

{Note to reviewer. The following may be used only if the supplemental registrant has obtained a Kosher Certification.}



[Any Kosher Symbol such as:]

[Kosher]

{Note to reviewer: Optional proprietary graphics}

ACTION PAC[®]

For use in Smart System or
Action Control System[®] II
automatic dilution systems.

COLOR CODED
ACTION LOCK CONNECTOR #



NORMAL CLEANING



HEAVY CLEANING

