

6836-75

04/21/2010

1/27



UNITED STATES ENVIRONMENTAL PROTECTION AGENCY  
WASHINGTON, D.C. 20460

OFFICE OF PREVENTION, PESTICIDES AND TOXIC SUBSTANCES

APR 21 2010

Joanne Holcombe  
Sr. Commercial Regulatory Services Associate  
Lonza Inc.  
90 Boroline Road  
Allendale, NJ 07401

Subject: Lonza Formulation S-21  
EPA Reg. No. 6836-75  
Application Dated: Jan 19, 2010  
Receipt Date: Jan 21, 2010

Dear Joanne Holcombe

The following amendment submitted in connection with registration under the Federal Insecticide, Fungicide, and Rodenticide Act (FIFRA) as amended, is acceptable.

**Proposed Amendment**

Adding Optional Marketing Language and graphics  
Updating pathogen nomenclature

**General Comments**

A stamped copy of the accepted label is enclosed for your records. Submit (3) copies of your final printed label before distributing or selling the product bearing the revised labeling.

Should you have any questions or comments concerning this letter, please contact Velma Noble at (703) 308-6233.

Sincerely,

Velma Noble  
Product Manager (31)  
Regulatory Management

**CONCURRENCES**

|         |  |  |  |  |  |  |  |  |  |
|---------|--|--|--|--|--|--|--|--|--|
| SYMBOL  |  |  |  |  |  |  |  |  |  |
| SURNAME |  |  |  |  |  |  |  |  |  |
| DATE    |  |  |  |  |  |  |  |  |  |

# LONZA FORMULATION S-21

## One-Step Disinfectant

Cleaner – Sanitizer – Fungicide - Mildewstat - Virucide\* - Deodorizer  
for Homes, Restaurants, Hospitals, Institutional and Industrial Use

Effective in hard water up to 400 ppm hardness  
(calculated as CaCO<sub>3</sub>) in the presence of 5% serum contamination

- Formulated for Effective Farm Premise Sanitation
- Formulated for Effective Poultry Premise Sanitation
- Formulated for Effective Swine Premise Sanitation
- Formulated for Effective Mushroom Farm Sanitation
- Formulated for Veterinary Practice / Animal Care / Animal Laboratory Disinfection
- For use in federally inspected meat and poultry plants
- Staphylocidal
- Bactericidal
- Fungicidal
- Pseudomonacidal
- Salmonellacidal
- Virucidal\*

[Citrus] [Floral] [Fresh] [Lavender] [Lemon] [Lime] [Mint], [Peppermint] [Pine] [Woody] [Scent]  
[Scented] [Fragrance] [Odor]

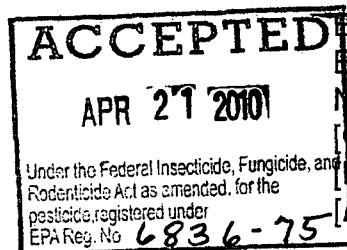
### Active Ingredients:

|   |         |
|---|---------|
| Octyl decyl dimethyl ammonium chloride .....  | 1.65%   |
| Dioctyl dimethyl ammonium chloride .....  | 0.66%   |
| Didecyl dimethyl ammonium chloride .....  | 0.99%   |
| Alkyl (C <sub>14</sub> , 50%; C <sub>12</sub> , 40%; C <sub>16</sub> , 10%) dimethyl benzyl ammonium chloride ..... | 2.20%   |
| Other Ingredients:.....   | 94.50%  |
| Total: .....  | 100.00% |

**KEEP OUT OF REACH OF CHILDREN**

**DANGER (PELIGRO)**

See [left] [side] [right] [back] panel for Precautionary Statements and First Aid



EPA Reg. No. 6836-75  
EPA Est. No. (insert EPA Establishment No. here)  
Net Contents (insert container size here)  
[Country of origin (insert country)]  
[Manufactured in (insert country)]  
[Barcode]

Manufactured by:  
LONZA INC.  
90 Boroline Road  
Allendale, NJ 07401

**PRECAUTIONARY STATEMENTS**  
**HAZARDS TO HUMANS AND DOMESTIC ANIMALS**

**DANGER.** Corrosive. Causes irreversible eye damage and skin burns. Do not get in eyes, on skin or on clothing. Wear protective eyewear (goggles, face shield or safety glasses), protective (rubber or chemical resistant) gloves and protective clothing. Harmful if swallowed or absorbed through the skin. Wash thoroughly with soap and water after handling. Remove contaminated clothing and wash clothing before reuse.

**FIRST AID**

**IF IN EYES:** Hold eye open and rinse slowly and gently with water for 15-20 minutes. Remove contact lenses, if present, after first 5 minutes, then continue rinsing eye.

**IF ON SKIN OR CLOTHING:** Take off contaminated clothing. Rinse skin immediately with plenty of water for 15-20 minutes.

**IF SWALLOWED:** Call a poison control center or doctor immediately for treatment advice. Have person sip a glass of water if able to swallow. Do not induce vomiting unless told to do so by a poison control center or doctor. Do not give anything by mouth to an unconscious person.

**NOTE TO PHYSICIAN:** Probable mucosal damage may contraindicate the use of gastric lavage.

Call a poison control center or doctor for treatment advice.

Have the product container or label with you when calling poison control center or doctor or going for treatment.

*(Note to reviewer: If container size is 5 gallons or larger, the following Environmental Hazards statements will be used:)*

**ENVIRONMENTAL HAZARDS**

Do not discharge effluent containing this product into lakes, streams, ponds, estuaries, oceans or other waters unless in accordance with the requirements of a National Pollutant Discharge Elimination System (NPDES) permit and the permitting authority has been notified in writing prior to discharge. Do not discharge effluent containing this product to sewer systems without previously notifying the local sewage treatment plant authority. For guidance, contact your State Water Board or Regional Office of the EPA.

**Note to reviewer: The following is considered optional marketing language.**

Concentrate [Concentrated]

Disinfects [Disinfectant]

Cleans [Cleaner]

Deodorizes [Deodorant]

This product contains no [phosphates or] [phosphorous] [compounds].

#### **Lonza Formulation S-21:**

- delivers non-acid disinfectant and cleaning performance in an economical concentrate.
- is effective yet economical.
- is an economical concentrate [that can be diluted for use] [with a mop and bucket, trigger sprayers, sponge or by soaking].
- [is a heavy duty disinfectant cleaner that) cleans, disinfects and deodorizes in one labor saving step.
- deodorizes by killing microorganisms that cause offensive odors.
- [improves labor results by] effectively controls [controlling] malodors.
- will disinfect, clean and deodorize surfaces in rest rooms and toilet areas, behind and under sinks and counters, garbage cans and garbage storage areas, and other places where bacterial growth can cause malodors.
- is formulated for use in daily maintenance programs with a balance of detergents, biocides and malodor counteractants that deliver effective cleaning, disinfecting and malodor control.
- is a complete, chemically balanced disinfectant [and sanitizer] [that provides clear use solutions even in the presence of hard water].
- will not leave grit or soap scum.
- is a [versatile] disinfectant and sanitizer for hard, nonporous nonfood contact surfaces in Veterinarian, Animal care and Farm Premise applications.
- is a [versatile] cleaner and broad spectrum disinfectant formulated for use only on non-critical instruments in Ultrasonic Baths [Ultrasonic cleaning units].
- is a [concentrated] [one-step] [Hospital Use] disinfectant cleaner that is effective against a broad spectrum of bacteria, is virucidal\* [including HIV-1, the AIDS Virus] [and Hepatitis B Virus] [and Hepatitis C Virus], fungicidal, and inhibits the growth of mold and mildew, and their odors, when used as directed.
- is an effective one-step sanitizer-cleaner for use on non-food contact surfaces.
- meets AOAC efficacy standards for hospital disinfectants.
- meets Sanitizer Test standards for non-food contact sanitizers.
- is a proven one-step disinfectant - cleaner - sanitizer - fungicide - mildewstat - virucide\* which is effective in water up to 400 ppm hardness in the presence of 5% serum contamination.

Cross-contamination is of major housekeeping concern. **LONZA FORMULATION S-21** has been formulated to aid in the reduction of cross-contamination not only in hospitals, but in schools, institutions and industry.

**Note to reviewer: The following is considered optional marketing language.**

**Use Lonza Formulation S-21**

- in federally inspected Meat & Poultry Plants as a disinfectant or non-food contact sanitizer on all surfaces in inedible product processing areas, nonprocessing areas and / or exterior areas. This product was authorized by USDA as category D1 under the prior authorization program and its formula has not been changed.
- as a disinfectant on hard, nonporous surfaces.
- in kitchens, bathrooms and other household areas.
- to clean and disinfect finished floors, sinks and tubs.
- with a mop and bucket, trigger sprayer, sponge or by soaking.
- for non-scratch cleaning of showers and tubs, shower doors and curtains, fixtures and toilet bowls.
- to clean and disinfect nonporous salon / barber tools and instruments: combs, brushes, scissors, blades and manicure instruments.
- for sanitizing and disinfecting of ultrasound transducers, probes, mammography compressor plates and other hard nonporous surfaces.
- to clean and disinfect finished floors. Can be applied with damp mop or autoscrubber. Cleans and disinfects without dulling gloss.
- on coils and drain pans of air conditioning and refrigeration equipment and heat pumps. Follow the directions for sanitization of non-food contact surfaces.
- to clean and disinfect nonporous fire fighting bunker / turnout gear; trousers; overcoats, gloves, boots, hoods, helmets, air masks.
- to clean, sanitize and disinfect nonporous personal protective safety equipment: protective headgear, hard hats, half-mask respirators, full face breathing apparatus, gas masks, goggles, spectacles, face shields, hearing protectors and ear muffs. Rinse all equipment that comes in prolonged contact with skin before reuse with clean warm water (about 120°F), and allow to air dry. (Caution: Cleaning at 120°F temperature will avoid overheating and distortion of the personal safety equipment which would necessitate replacement).
- for Poultry Premise Sanitation (Hatcheries): Egg Receiving Area, Egg Holding Area; Setter Room, Tray Dumping Area, Trays, Buggies, Racks, Egg Flats, Chick Holding Room, Hatchery Room, Chick Processing Area, Chick Loading Area, Poultry Buildings, Ceilings, Sidewalls and Floors, Drinkers and other Poultry House related equipment, and all other hard, nonporous surfaces in the Hatchery environment.
- for Swine Premise Sanitation: Waterers and Feeders, Hauling Equipment, Dressing Plants, Loading Equipment, Farrowing Barns and areas, Nursery blocks, Creep area, Chutes.
- for Farm Premise Sanitation of hard nonporous surfaces: floors, walls, feed racks, mangers, troughs, automatic feeders, fountains and waterers, forks, shovels, scrapers and other nonporous surfaces in barns, pens, stalls, chutes and other facilities and fixtures occupied or traversed by animals.

**Note to reviewer: The following is considered optional marketing language.**

**Lonza Formulation S-21** is effective at controlling mold and mildew odor on mattresses, pillows and shower curtains.

Use **Lonza Formulation S-21** in the laundry to control odors on musty bedding and linens. Test on a small inconspicuous area before using.

Use **Lonza Formulation S-21** on mildew stains in damp areas such as bathrooms, showers, kitchens, basements and laundry rooms.

Use **Lonza Formulation S-21** in work areas such as tool rooms and garages for odor control and light duty cleaning.

Use **Lonza Formulation S-21** to remove odors caused by flooding and smoke from fires.

Use **Lonza Formulation S-21** to clean and sanitize tables, chairs, and countertops

**Lonza Formulation S-21** leaves a clean fresh scent.

**Lonza Formulation S-21** provides long lasting freshness against tough [pet] odors such as odors from litter boxes and pet accidents.

**Lonza Formulation S-21** (Kills) (Eliminates) (Removes) (Destroys) avian influenza A (H3N2) (and) (H5N1) on pre-cleaned environmental surfaces

**Lonza Formulation S-21** (Kills) (Eliminates) (Removes) (Destroys) [*Insert pathogen or pathogens from lists on pages 9-10*] on (pre-cleaned) environmental surfaces

**Lonza Formulation S-21** (Kills) (Eliminates) (Removes) (Destroys) (Germs) (Bacteria) (Viruses\*) (on (pre-cleaned) environmental surfaces)

Use [on] [to clean and disinfect] nonporous athletic mats, wrestling mats, gymnastic mats, exercise equipment and training tables.

**(Note to reviewer: the following is considered optional marketing language:)**

- Respiratory illnesses attributable to Pandemic 2009 H1N1 are caused by influenza A virus. This product (Product Name) is a broad-spectrum hard surface disinfectant that has been shown to be effective against (influenza A virus tested and listed on the label) and is expected to inactivate all influenza A viruses including Pandemic 2009 H1N1 (formerly called swine flu).
- This product has demonstrated effectiveness against influenza A virus and is expected to inactivate all influenza A viruses including Pandemic 2009 H1N1 influenza A virus.
- This product has demonstrated effectiveness against (influenza A virus tested and listed on the label) and is expected to inactivate all influenza A viruses including Pandemic 2009 H1N1 (formerly called swine flu).
- Kills Pandemic 2009 H1N1 influenza A virus (formerly called swine flu).
- Kills Pandemic 2009 H1N1 influenza A virus.

**Note to reviewer: The following is considered optional marketing language.**

*(Note to reviewer: Each block below also represents a graphic depicting the corresponding area of use. The graphics will only represent individual objects or outsides or insides of buildings as described below. No people or food will be depicted in graphics.)*

**(AREAS OF USE:)**

Use Lonza Formulation S-21 in:

|   |                                 |
|---|---------------------------------|
| Bathrooms                                 | Prisons                         |
| Homes [Households]                        | Public facilities               |
| Kitchens                                  | Public rest rooms,              |
|   | Schools                         |
| Clinics                                   | Shower and bath areas           |
| Dental offices                            | Salons [Beauty] [Tanning]       |
| Health Care Facilities                    | Universities                    |
| Hospitals                                 |                                 |
| Medical Offices                           | Camp grounds                    |
| Medical Related facilities                | Play ground equipment           |
| Nursing homes                             |                                 |
| Sick Rooms                                | Animal laboratories             |
|   | Dairy farms                     |
| Day care centers                          | Farms                           |
| Nurseries                                 | Hog farms                       |
|   | Kennels                         |
| Bars                                      | Mushroom Farms                  |
| Cafeterias                                | Poultry farms                   |
| Convenience stores                        | Pet animal quarters             |
| Food processing plants                    | Pet shops                       |
| Food storage areas                        | Turkey farms                    |
| Institutional kitchens                    | Zoos                            |
| Restaurants [Front of House]              |                                 |
| USDA inspected food processing facilities | Airplanes                       |
|   | Airports                        |
| Athletic facilities                       | Ambulances                      |
| Barber shops                              | Boats                           |
| Business and office buildings             | Buses                           |
| Colleges                                  | Campers                         |
| Correctional facilities                   | Cars                            |
| Dressing rooms                            | Emergency (Police) (EMS) (Fire) |
| Exercise facilities                       | (Rescue) vehicles               |
| Factories                                 | Mobile homes                    |
| Hotels                                    | Ships                           |
| Institutional facilities                  | Taxis                           |
| Institutions                              | Trailers                        |
| Locker rooms                              | Trains                          |
| Motels                                    | Transportation terminals        |



**Note to reviewer: The following is considered optional marketing language.**

**(TYPES OF SURFACES:)**

Use Lonza Formulation S-21 on washable hard, nonporous surfaces of:

|   |  |
|---|--|
| Appliances, exteriors   | Tiles, glazed  |
| Bathroom fixtures   | Ultrasonic baths   |
| Bathtubs [fiberglass]   | Urinals  |
| Cabinets  | Walls  |
| Cages   | Whirlpool [bathtubs] [tubs] [units]                                |
| Chairs  |  |
| Coils and drain pans of air conditioning and refrigeration equipment and heat pumps | Non-critical medical device surfaces:<br>Beds [Medical] [Hospital] |
| Conductive flooring   | Bed frames   |
| Counters [Countertops]  | Bed rails  |
| Countertop laminates  | Crutches   |
| Desks   | Defibrillators   |
| Doorknobs   | Gurneys  |
| Floors  | Non-critical [hospital] [medical] equipment surfaces:              |
| Foot Spas   | [Medical] Examining tables   |
| Garbage cans  | [Medical] [Hospital] Lamps   |
| Highchairs  | Rescue tools   |
| Kennel runs   | Resuscitators  |
| Microwave ovens, exteriors  | [Medical] [Hospital] Scales  |
| Outdoor [patio] furniture except cushions and wood frames                           | Stands<br>Stretchers   |
| Refrigerators, exteriors  | Stethoscopes   |
| Refrigerated storage and display equipment  | Walkers<br>Wheel chairs  |
| Showers   |  |
| Shower stalls   | Other hard nonporous surfaces made of:                             |
| [Fiberglass] Shower stalls  | Glazed ceramic   |
| [Fiberglass] Sinks [bathroom] [kitchen]   | Glazed enameled surfaces   |
| Sinks [bathroom] [kitchen]  | Glazed porcelain   |
| Stoves [stovetops]  | Laminated surfaces   |
| Tables, [Non-wooden picnic tables]  | Metal  |
| Telephones  | Plastic [such as polystyrene or polypropylene]                     |
| Toilets   | Sealed stone   |
| Toilet bowls  | Stainless steel  |
| Toilet bowl surfaces  | Upholstery, vinyl and plastic                                      |
| Tubs [Fiberglass]   | Woodwork, finished   |

**Note to reviewer: The following is considered optional marketing language.**

**Lonza Formulation S-21** is a phosphate free, germicidal detergent effective in the presence of a moderate amount of organic soil on hard nonporous surfaces found at mushroom farms. **Lonza Formulation S-21** has been designed for use between mushroom crops. Areas of intended use include breezeways and track alleys before spawning, inside and outside walls of mushroom houses, lofts, floors, storage sheds and casing rings. Use of **Lonza Formulation S-21** must be limited to areas where compost and mushrooms are not present.

**LONZA FORMULATION S-21** is a sanitizer for hard nonporous non-food contact surfaces according to the method for Sanitizers - Non-Food Contact Surfaces, modified in the presence of 500 ppm hard water plus 5% organic serum in 60 seconds against:

Klebsiella pneumoniae      Staphylococcus aureus

**LONZA FORMULATION S-21** eliminates 99.9% of Staphylococcus aureus and Klebsiella pneumoniae in 60 seconds.

**LONZA FORMULATION S-21** is effective against Citrus Canker Disease (Xanthomonas axonopodis pv. citri) at 2000-ppm active quat.

**LONZA FORMULATION S-21** is effective against:

Avian Infectious Bronchitis Virus

Canine Distemper Virus

Feline Calicivirus

Newcastle's Disease Virus

Pseudorabies Virus

**LONZA FORMULATION S-21** is a mildewstat and will effectively inhibit the growth of mold and mildew and the odors caused by them when applied to hard nonporous surfaces.

(Note to reviewer. The following may be used only if the supplemental registrant has obtained an NSF listing. Allowed on back or side panel only.)



(NSF Listed)

(Insert 6-Digit NSF Listing Number here)

**Note to reviewer: The following is considered optional marketing language.**

**LONZA FORMULATION S-21** is a [one-step] [Hospital use] disinfectant, Bactericidal according to the current AOAC Use-Dilution Test Method, Fungicidal according to the AOAC Fungicidal Test and Virucidal\* according to the virucidal qualification modified in the presence of 400 ppm hard water plus 5% organic serum against:

(or)

**LONZA FORMULATION S-21** is effective against:

[Bacteria:]

Pseudomonas aeruginosa [Pseudomonas]

Staphylococcus aureus [Staph]

Salmonella enterica [Salmonella]

Acinetobacter baumannii [Acinetobacter]

Brevibacterium ammoniagenes [Brevibacterium]

Campylobacter jejuni [Campylobacter]

Community Associated Methicillin-Resistant Staphylococcus aureus - [CA-MRSA] (NRS384) (USA300)

Community Associated Methicillin-Resistant Staphylococcus aureus - [CA-MRSA] (NRS123) (USA400)

Enterobacter aerogenes

Enterococcus faecalis [Enterococcus]

Enterococcus faecalis - Vancomycin resistant [VRE]

Escherichia coli [E. coli]

ESBL Escherichia coli [Extended spectrum beta-lactamase producing E. coli]

Klebsiella pneumoniae [Klebsiella]

Legionella pneumophila

Pseudomonas cepacia [Pseudomonas]

Salmonella schottmuelleri [Salmonella]

Salmonella typhi [Salmonella]

Serratia marcescens

Shigella dysenteriae [Shigella]

Staphylococcus aureus - Methicillin-Resistant – [MRSA]

Staphylococcus aureus Multi-Drug Resistant

Staphylococcus aureus - Vancomycin Intermediate Resistant – [VISA]

Streptococcus pyogenes [Strep] [a cause of scarlet fever]

Vibrio cholerae

(Continued from previous page)

[Viruses:]

- \*Adenovirus Type 5 [Adenovirus] [at 1:16 dilution (8 oz. per gallon of water)]
- \*Adenovirus Type 7 [Adenovirus] [at 1:16 dilution (8 oz. per gallon of water)]
- \*Hepatitis B Virus [HBV]
- \*Hepatitis C Virus [HCV]
- \*Herpes Simplex Virus Type 1 [Herpes]
- \*Herpes Simplex Virus Type 2 [Herpes]
- \*HIV-1 [the AIDS Virus]
- \*Human Coronavirus
- \*Influenza Type A Virus / Brazil [Influenza]
- \*Norwalk Virus [Norovirus]
- \*Respiratory Syncytial Virus [RSV]
- \*Rotavirus
- \*SARS Associated Coronavirus [SARS] [cause of Severe Acute Respiratory Syndrome]
- \*Vaccinia [Pox Virus]


[Animal Viruses:]

- Avian Infectious Bronchitis Virus
- Avian Influenza (virus) (H3N2)
- Avian Influenza (virus) (H5N1)
- Canine Distemper Virus
- Feline Calicivirus
- Newcastle's Disease Virus
- Pseudorabies Virus

[Fungi:]

- Aspergillus niger
- Trichophyton mentagrophytes [the Athlete's Foot Fungus]
- [A cause of Ringworm]
- [A cause of Ringworm of the foot]

(Note to reviewer. The following may be used only if the supplemental registrant has obtained a Kosher Certification.)



(Any Kosher Symbol such as:)

(Kosher)

## **DIRECTIONS FOR USE**

It is a violation of Federal law to use this product in a manner inconsistent with its labeling.

### **Dilution:**

|                           |   |
|---------------------------|---|
| Disinfection [1:64] ..... | 2 oz. per gallon of water                     |
| Disinfection [1:32] ..... | 4 oz. per gallon of water                     |
| Disinfection [1:16] ..... | 8 oz. per gallon of water                     |
| Sanitizer [1:256] .....   | 2 oz. per 4-gallons of water [200 ppm active] |

Before use in federally inspected meat and poultry food processing plants and dairies, food products and packaging materials must be removed from the room or carefully protected.

### **Preparation of Disinfectant Use-Solution:**

[Add] [Mix] 2 oz. per gallon of water [1:64] or [2 - 4 oz. per gallon of water] or [2 - 8 oz. per gallon of water]. For heavy duty use, [add] [mix] 8 oz. per gallon of water [1:16]. Use 8 oz. per gallon of water to kill Adenovirus Type 5 and Type 7.

### **DISINFECTION / VIRUCIDAL\* / FUNGICIDAL / MOLD AND MILDEW CONTROL DIRECTIONS:**

Apply use-solution to hard, nonporous surfaces, thoroughly wetting the surfaces, with a cloth, mop, sponge, sprayer or by immersion. Treated surfaces must remain wet for 10 minutes. Wipe dry with a cloth, sponge or mop or allow to air dry. For heavily soiled areas, a preliminary cleaning is required.

For sprayer applications, use a coarse spray device. Spray 6 - 8 inches from surface; rub with brush, sponge or cloth. Avoid breathing spray.

**For fungicidal activity**, Lonza Formulation S-21 is an effective fungicide against Trichophyton mentagrophytes [the athlete's foot fungus] in areas such as locker rooms, dressing rooms, shower and bath areas and exercise facilities.

Lonza Formulation S-21 is a one-step fungicide at 2 oz. per gallon of water or [2 - 4 oz. per gallon of water] or [2 - 8 oz. per gallon of water] in 250 ppm hard water and 5% serum. At 2 oz. per gallon of water [1:64] or [2 - 4 oz. per gallon of water] or [2 - 8 oz. per gallon of water] in 400 ppm hard water, Lonza Formulation S-21 must be used on precleaned surfaces.

**For mold and mildew** At 2 oz. per gallon or [2 - 4 oz. per gallon] or [2 - 8 oz. per gallon] , LONZA FORMULATION S-21 will effectively inhibit the growth of mold and mildew and the odors caused by them when applied to hard, nonporous surfaces. Follow disinfection instructions. Repeat treatment every seven days, or more often if new growth appears.

Rinse all surfaces that come in contact with food such as countertops, appliances, tables and stovetops with potable water before reuse. Do not use on utensils, glassware and dishes.

*[Note for reviewer: For labels that list medical premises and metal and / or stainless steel surfaces, one of the following statements must be used:]*

This product is not to be used as a terminal sterilant / high level disinfectant on any surface or instrument that (1) is introduced directly into the human body, either into or in contact with the bloodstream or normally sterile areas of the body, or (2) contacts intact mucous membranes but which does not ordinarily penetrate the blood barrier or otherwise enter normally sterile areas of the body. (optional language:) [This product may be used to pre-clean or decontaminate critical or semi-critical medical devices prior to sterilization or high level disinfection.]

(or)

This product is not for use on medical device surfaces.

*(Note to reviewer: one of the following two statements will be used:)*

**BACTERICIDAL STABILITY OF USE-DILUTION:** (Tests confirm that) the use solution of this product, when stored in a sealed container such as a spray bottle, remains effective for (up to 7 days) (for up to one week) (for up to one month) (for up to 2 months) (for up to 3 months) (for up to 4 months) (for up to 5 months) (for up to 6 months) (for up to 12 months) (for up to 1 year). If product becomes visibly dirty or contaminated, the use-dilution must be discarded and fresh product prepared. Always use clean, properly labeled containers when diluting this product. Bactericidal stability of the use-dilution does not apply to open containers such as buckets or pails.

(or)

Prepare a fresh solution daily or more often if the use solution becomes visibly diluted or soiled.

**FOR USE ON FINISHED FLOORS:** To limit gloss reduction use **LONZA FORMULATION S-21** at 2 oz. per gallon or [2 - 4 oz. per gallon] . Apply with a damp mop or autoscrubber. Allow surface to remain wet for 10 minutes. Wipe or allow to air dry. Do not use on floor finish at 8 oz. per gallon.

## **NON-ACID TOILET BOWL [AND URINAL] DISINFECTANT / CLEANER DIRECTIONS:**

Remove gross filth prior to disinfection.

### **From Concentrate:**

Add 2 oz. or [2 - 4 oz.] or [2 - 8 oz.] to the bowl. Use 8 oz. to kill Adenovirus Type 5 and Type 7.

Thoroughly brush or swab over exposed surfaces and under the rim with a cloth, mop or sponge. Allow to stand for 10 minutes and flush.

### **From Use Solution:**

Empty toilet bowl [or urinal] and apply a 2 oz. per gallon or [2 - 4 oz. per gallon] or [2 - 8 oz. per gallon] use-solution to exposed surfaces and under the rim with a cloth, mop, sponge or sprayer. Use 8 oz. per gallon of water to kill Adenovirus Type 5 and Type 7. Brush or swab thoroughly, allow to stand for 10 minutes and flush.

### **For Heavy Duty Use:**

Empty toilet bowl [or urinal] and apply an 8 oz. per gallon use-solution to exposed surfaces including under the rim with a cloth, mop, sponge or sprayer. Brush or swab thoroughly, allow to stand for 10 minutes and flush.

**SALON / BARBER INSTRUMENTS AND TOOLS DISINFECTION (BACTERICIDE) / VIRUCIDE / FUNGICIDE DIRECTIONS:**

Mix 4 oz. [120 mL] or [4 - 8 oz [120 -240 ml]] of LONZA FORMULATION S-21 per gallon of water [1 oz. [30 mL] or [1 - 2 oz. [30 - 60 ml]] of Lonza Formulation S-21 per quart of water] to disinfect hard, nonporous instruments and tools. Use 8 oz. per gallon of water to kill Adenovirus Type 5 and Type 7. Completely immerse combs, brushes, rollers, manicure and other salon instruments and tools for 10 minutes. For heavily soiled instruments and tools, a preliminary cleaning is required. Rinse thoroughly and dry before use. Fresh solution should be prepared daily or more often if solution becomes diluted or soiled.

**Note:** Plastics may remain immersed until ready to use. Stainless steel shears and instruments must be removed after 10 minutes, rinsed, dried and kept in a clean, non-contaminated receptacle. Prolonged soaking may cause damage to metal instruments.

**ULTRASONIC BATH DISINFECTANT [VIRUCIAL\*] DIRECTIONS:**

Use LONZA FORMULATION S-21 to disinfect hard nonporous non-critical objects compatible with Ultrasonic cleaning units.

Pour fresh use-solution of 2 oz. or [2 - 4 oz.] or [2 - 8 oz.] of Lonza Formulation S-21 per gallon of water directly into bath chamber. Use 8 oz. per gallon of water to kill Adenovirus Type 5 and Type 7. Pre-clean heavily soiled objects. Place objects into unit and operate for a minimum of 10 minutes, according to the manufacturer's directions.

Remove objects and wash with sterile water (sterile water for injection) or allow to air dry. Prepare fresh solution for each use.

**DISINFECTION OF [WHIRLPOOL [BATH[S]] [UNIT[S]]:**

After using the [whirlpool [bath] [unit]] drain and refill with fresh water to [just cover the intake valve] [cover the highest jet] [2 inches above the highest jet]. Add 2 oz. or [2 - 4 oz.] or [2 - 8 oz.] of **Lonza Formulation S-21** for each gallon of fresh water added. Use 8 oz. per gallon of water to kill Adenovirus Type 5 and Type 7. Start the pump to circulate the solution. Wash down [the [deck] [seat of chair lift] [any related equipment]] any uncovered surfaces on the [bath] [unit] with a clean swab, brush or sponge with the solution. Treated surfaces must remain wet for 10 minutes. After the [bath] [unit] has been thoroughly disinfected, drain and rinse surfaces with fresh water. Wipe dry with a clean sponge or cloth or allow to air dry. Repeat for heavily soiled units.

**WHIRLPOOL FOOT SPA DISINFECTION:**

After using whirlpool foot spa, drain the water. Use 2 oz of product per gallon of water (8 oz per gallon of water to kill Adenovirus Type 5 and 7) to cover intake valve or 2 inches above highest jet. Start pump to circulate the solution. Swab exposed surfaces including unit sides, chair, and any related equipment thoroughly with cloth, sponge, or brush and allow treated surfaces and solution to stand for 10 minutes. After unit has been thoroughly disinfected, rinse all disinfected surfaces with fresh water.

**\*KILLS HIV AND HBV AND HCV ON PRE-CLEANED ENVIRONMENTAL SURFACES / OBJECTS PREVIOUSLY SOILED WITH BLOOD / BODY FLUIDS** in health care settings or other settings in which there is an expected likelihood of soiling of inanimate surfaces / objects with blood or body fluids, and in which the surfaces / objects likely to be soiled with blood or body fluids can be associated with the potential for transmission of Human Immunodeficiency Virus Type 1 [HIV-1] [associated with AIDS] or Hepatitis B Virus [HBV] or Hepatitis C Virus [HCV].

**SPECIAL INSTRUCTIONS FOR CLEANING AND DECONTAMINATION AGAINST HIV-1 OR HBV OR HCV ON SURFACES / OBJECTS SOILED WITH BLOOD / BODY FLUIDS.**

**PERSONAL PROTECTION:** Clean up should always be done wearing protective gloves, gowns, masks and eye protection.

**CLEANING PROCEDURE:** Blood and other body fluids containing HIV-1 or HBV or HCV must be thoroughly cleaned from surfaces and objects before application of **LONZA FORMULATION S-21**.

**CONTACT TIME:** Leave surface wet for 1 minute [60 seconds] for HIV-1 and 10 minutes for HBV and HCV with a 2 oz. or [2 - 4 oz.] or [2 - 8 oz.] per gallon use-solution. Use 8 oz. per gallon of water to kill Adenovirus Type 5 and Type 7. Use a 10-minute contact time for disinfection against all other viruses, bacteria and fungi claimed.

**DISPOSAL OF INFECTIOUS MATERIAL:** Blood, body fluids, cleaning materials and clothing should be autoclaved and disposed of according to local regulations for infectious waste disposal.

**SANITIZATION OF [WHIRLPOOL [BATH[S]] [UNIT[S]]:**

After using the [whirlpool [bath] [unit]], drain and refill with fresh water to [just cover the intake valve] [cover the highest jet] [2 inches above the highest jet]. Add 2 ounces of **Lonza Formulation S-21** for each 2 - 4 gallons of fresh water added. Start the pump to circulate the solution. Wash down the [[deck] [seat of chair lift] [any related equipment] and] any uncovered surfaces on the [bath] [unit] with a clean swab, brush or sponge with the solution. Treated surfaces must remain wet for at least 60 seconds. Drain bath and wipe dry with a clean sponge or cloth or allow to air dry.

**TO SANITIZE NON-FOOD CONTACT SURFACES:**

[Add] [Mix] 2 oz. of Lonza formulation S-21 per 4 gallons of water [1/2 oz. of Lonza Formulation S-21 per gallon of water] to sanitize hard nonporous surfaces. Treated surfaces must remain wet for 60 seconds. Wipe dry with a sponge, mop or cloth or allow to air dry.

**TO SANITIZE BARBER / SALON INSTRUMENTS AND TOOLS:** Immerse precleaned barber / salon instruments and tools [such as combs, brushes, razors, scissors, blades and manicure instruments] in a use-solution of 2 oz. of Lonza Formulation S-21 per 4 gallons of water [or equivalent dilution] for at least [60 seconds] [one minute]. Rinse thoroughly and dry before use. Prepare a fresh solution daily or more often if solution becomes visibly diluted, cloudy or soiled.

**NOTE:** Plastics may remain immersed until ready to use. Stainless steel shears and instruments must be removed after 10 minutes, rinsed, dried, and kept in a clean non-contaminated receptacle. Prolonged soaking may cause damage to metal instruments.



**Dressing Plant Disinfectant Directions:** Disinfect equipment, utensils, walls and floors in poultry and animal dressing plants. Disinfect offal rooms, exterior walls and loading platforms of dressing plants. Cover or remove all food and packaging materials. Remove all heavy soils prior to application. Saturate all surfaces with a 2 oz. of Lonza Formulation S-21 per gallon of water solution. Use 8 oz. to kill Adenovirus Type 5 and Type 7. Scrub to loosen all soils. Surfaces must remain wet for 10 minutes, then thoroughly rinsed with potable water before operations are resumed.

*[Animal Viruses:]*

Avian Infectious Bronchitis Virus  
 Avian Influenza (virus) (H3N2)  
 Avian Influenza (virus) (H5N1)  
 Canine Distemper Virus  
 Feline Calicivirus  
 Newcastle's Disease Virus  
 Pseudorabies Virus

**VETERINARY PRACTICE / ANIMAL CARE / ANIMAL LABORATORY / ZOOS / PET SHOP / KENNELS DISINFECTION [ / VIRUCIAL\* ] DIRECTIONS:**

For cleaning and disinfecting hard nonporous surfaces: equipment used for animal food or water, utensils, instruments, cages, kennels, stables, catteries. Remove all animals and feeds from premises, animal transportation vehicles, crates, etc. Remove all litter, droppings and manure from floors, walls and surfaces of facilities occupied or traversed by animals. Empty all feeding and watering appliances. Thoroughly clean all surfaces with soap or detergent and rinse with water. Saturate surfaces with a use-solution of 2 oz. or [2 - 4 oz.] or [2 - 8 oz.] of LONZA FORMULATION S-21 per gallon of water [*or equivalent dilution*] for a period of 10 minutes. Use 8 oz. per gallon of water to kill Adenovirus Type 5 and Type 7. Wipe or allow to air dry. Immerse all halters, ropes, and other types of equipment used in handling and restraining animals as well as forks, shovels, and scrapers used for removing litter and manure. Rinse all surfaces that come in contact with food, including equipment used for feeding or watering, with potable water before reuse. Ventilate buildings and other closed spaces. Do not house animals or employ equipment until treatment has been absorbed, set or dried.

**FARM PREMISE USE:**

Remove all animals and feed from premises, vehicles and enclosures. Remove all litter and manure from floors, walls and surfaces of barns, pens, stalls, chutes and other facilities and fixtures occupied or traversed by animals. Empty all troughs, racks and other feeding and watering appliances. Thoroughly clean all surfaces with soap or detergent and rinse with water. Saturate all surfaces with a use-solution of 2 oz. or [2 - 4 oz.] or [2 - 8 oz.] of LONZA FORMULATION S-21 per gallon of water [*or equivalent dilution*] for a period of 10 minutes. Use 8 oz. per gallon of water to kill Adenovirus Type 5 and Type 7. Immerse all halters, ropes and other types of equipment used in handling and restraining animals as well as forks, shovels and scrapers used for removing litter and manure. Ventilate buildings, cars, trucks, boats and other closed spaces. Do not house livestock or employ equipment until treatment has been absorbed, set or dried. Thoroughly scrub all treated feed racks, mangers, troughs, automatic feeders, fountains and waterers with soap or detergent, and rinse with potable water before reuse.

**POULTRY AND SWINE PREMISE DISINFECTION [ / VIRUCIAL\* ] DIRECTIONS:**

Remove all animals and feeds from premises, vehicles, and enclosures such as coops and crates. Remove all litter, droppings and manure from floors, walls and surfaces of barns, pens, stalls, chutes and other facilities and fixtures occupied or traversed by animals. Empty all troughs, racks and other feeding and watering appliances. Thoroughly clean all surfaces with soap or detergent and rinse with water. Use 2 oz. or [2 - 4 oz.] or [2 - 8 oz.] of **LONZA FORMULATION S-21** per gallon of water. Saturate surfaces with the recommended disinfecting solution for 10 minutes. Use 8 oz. per gallon of water to kill Adenovirus Type 5 and Type 7. Immerse all halters, ropes and other types of equipment used in handling and restraining animals, as well as forks, shovels, and scrapers used for removing litter and manure. Ventilate buildings, cars, trucks, coops and other closed spaces. Do not house animals or employ equipment until treatment has been absorbed, set or dried. Thoroughly scrub treated feed racks, mangers, troughs, automatic feeders, fountains and waterers with soap or detergent, and rinse with potable water before reuse.

**Hatcheries:** Use 2 oz. of **LONZA FORMULATION S-21** per gallon of water to treat the following hard nonporous surfaces: hatchers, setters, trays, racks, carts, sexing tables, delivery trucks and other hard surfaces. Leave all treated surfaces wet for 10 minutes or more. Wipe dry with a clean cloth or sponge or allow to air dry.

**Vehicles:** Treat all vehicles including mats, crates, cabs and wheels with water and **LONZA FORMULATION S-21**. Use 2 oz. of **LONZA FORMULATION S-21** per gallon of water to treat all vehicles. Leave all treated surfaces wet for 10 minutes or more. Wipe dry with a clean cloth or sponge or allow to air dry.

**Shoe Bath Sanitizer Directions:** To prevent cross contamination into animal areas, shoe baths containing one inch of freshly made solution must be placed at all entrances to buildings and hatcheries. Scrape waterproof work boots and place in a 2 oz. per 4 gallons of water solution for 60 seconds prior to entering area. Change the solution in the bath daily or more often if solution appears diluted or soiled.

**SHOE FOAM SANITIZER DIRECTIONS:**

To prevent cross contamination into animal areas, apply a foam layer approximately ½ to 2 inches thick made from a solution of 2 oz. of **LONZA FORMULATION S-21** per 2 - 5 ½ gallons of water [400 - 150 ppm active quat] [or equivalent dilution], at all entrances to buildings, hatcheries, production and packaging rooms by using a foam generating machine or aerator to apply the foam layer. Follow the foaming directions as specified by the manufacturer of the foam generator or aerator. Scrape waterproof [work boots] [shoes]. Stand or walk through foamed area for 60 seconds prior to entering area. Wash and replace Foam Area at least daily or more often if the Foam Area appears diluted or soiled.

## FOGGING DEVICE HATCHERY ROOM SANITIZER / FOGGING DEVICE INCUBATOR AND HATCHER SANITIZER DIRECTIONS:

Remove all animals and feed from premises, vehicles and enclosures. Remove all litter and manure from floors, walls and surfaces of the room to be treated. Empty all troughs, racks and other feeding and watering appliances. Thoroughly clean all surfaces with soap or detergent and rinse with water. Close room off so fog is confined to room to be treated. Wear a dust mist respirator when mixing the use solution and pouring it into the fogging apparatus. [For Hatchery Room: Mix two parts of product to one part water (2 gallons to 1 gallon of water). Insert nozzle of fogger through suitable opening to room. With the setting in maximum output, for one minute for each 4000 cubic feet of space in the room.]

[For Incubator and Hatcher: Mix 24 oz per 104 oz of water. Fog 3-8 oz into setters and hatchers immediately after transfer. Repeat daily in setters and every 12 hours in hatchers. Discontinue hatchers treatment at least 24 hours prior to pulling the hatch. It is acceptable to fog setters and hatchers with 2 oz per gallon on an hourly or every other hourly basis. If this solution is used, fog for 30-90 seconds once per hour or once every 2 hours.]

When fogging is completed, ventilate buildings, and other closed spaces. Do not allow people to contact or breathe this fog. Do not house livestock or employ equipment until treatment has been absorbed or dried. Under no circumstances must a room or building be entered by anyone within two hours of the actual fogging and a minimum of 4 air exchanges (ACH) per hour in the facility. Thoroughly scrub all treated feed racks, mangers, troughs, and rinse with potable water before reuse.

## FOGGING IS TO BE USED AS AN ADJUNCT TO ACCEPTABLE MANUAL CLEANING AND DISINFECTING FOR ROOM AND MACHINE SURFACES.

### MUSHROOM FARM PREMISE USE:

**Site Preparation:** The first step in any on-going sanitation program must be the removal of gross contamination and debris. This may be accomplished by using a shovel, broom, or vacuum, depending on the area to be disinfected.

**Cleaning and Disinfection:** For general cleaning and disinfection, use 2 oz. or [2 - 4 oz.] or [2 - 8 oz.] of **Lonza Formulation S-21** per gallon of water [*or equivalent dilution*]. Apply use solution with a cloth, mop, sponge, sprayer or by immersion to thoroughly wet the surfaces. Treated surfaces must be allowed to remain wet for 10 minutes. Wipe or allow to air dry. For heavily soiled areas, preclean first. Prepare a fresh solution for each use or more often if solution becomes visibly diluted, clouded or soiled.

**For Heavy Duty Cleaning:** When greater cleaning is desired, use 8 oz. of **Lonza Formulation S-21** per gallon of water. Heavily soiled areas may require repeated cleaning before treatment.

**DO NOT APPLY USE-SOLUTION TO THE MUSHROOM CROP, COMPOST OR CASING.** Rinse treated surfaces with potable water before they contact the crop, compost or casing.

### **CITRUS CANKER DISEASE CONTROL:**

For prevention of Citrus Canker Disease through treatment of precleaned equipment. Effective against *Xanthomonas axonopodis* pv. citri (Citrus Canker Disease) at 2000 ppm active quat. Treatments can be applied to trucks, attached trailers, field harvesting equipment including cargo area, wheels, tires, undercarriage, hood, roof, fenders, and any other hard nonporous part of the equipment that can be taken into infested areas.

Thoroughly clean all surfaces with soap or detergent and rinse with water. Then saturate surfaces with a 1:27.5 use-dilution [4-3/4 oz. of Lonza Formulation S-21 per gallon of water] [19 oz. of Lonza Formulation S-21 per 4 gallons of water] [or equivalent dilution] [2000 ppm active quat] for a period of 10 minutes. Allow to air dry. All surfaces that come in contact with food or crop must be rinsed with potable water before reuse. To prevent the spread of Citrus Canker Disease by this artificial means of transportation, treatments are made by trigger spraying, dipping or brushing. Clothing must be either rinsed or laundered before reuse. Footwear must be rinsed before reuse.

### **WATER DAMAGE RESTORATION AGAINST ODOR-CAUSING BACTERIA AND FUNGI FOR HOME, INSTITUTIONAL, INDUSTRIAL AND HOSPITAL USE:**

This product is particularly suitable for use in water damage restoration situations against odor causing bacteria on the following porous and semi-porous materials: carpets, carpet cushions, subfloors, drywall, trim and frame lumber, tackless strip and paneling. Using appropriate dilution, saturate the affected materials with enough product to remain wet for at least 10 minutes.

**Sewer Backup and River Flooding:** During mitigation procedures, dilute 2 – 4 oz. of the concentrate per gallon of water, allowing for the diluting effect of absorbed water within saturated materials. Remove gross filth or heavy soil along with non-salvageable materials. Saturate all affected areas with a coarse spray device before and after cleaning and extraction.

**Carpets, Carpet Cushions and Other Porous Materials such as Subfloors, Drywall, Trim and Frame Lumber, Tackless Strip and Paneling:** For water damage from a clean source, extract excess water. Test hidden area for colorfastness. Dilute 2 – 4 oz. of the concentrate per gallon of water, allowing for the diluting effect of absorbed water within saturated materials. Remove gross filth or heavy soil. Saturate all affected areas with a coarse spray device. Roll, brush or agitate into the materials and allow materials to remain wet for 10 minutes. Follow with a thorough extraction. Dry rapidly and thoroughly.

**Special instructions For Cleaning / Sanitizing Carpet Against Odor Causing Bacteria:** Use this product in industrial and institutional areas such as homes, motels, hotels, nursing homes, schools, and hospitals. Use on wet-cleanable synthetic fibers. Do not use on wool. Vacuum carpet thoroughly prior to cleaning / sanitizing. Test fabric for colorfastness.

**For portable extraction units:** Mix 2 oz. of concentrate per gallon of water.

**For truck mounted extraction machines:** Mix 2 – 4 oz. of concentrate per gallon of water and meter at 4 gallons per hour.

**For rotary floor machines:** Mix 2 oz. of concentrate per gallon of water and apply at the rate of 300 – 500 sq. ft. per gallon. Do not mix this product with other cleaning products. Follow the cleaning procedures specified by the manufacturer of the cleaning equipment. After using the product, set the carpet pile and protect the carpet from furniture legs and bases while drying. Do not over-wet. If applied to stain resistant nylon carpet, apply a fabric protector according to the manufacturer's directions.

**Lonza Formulation S-21** is effective at eliminating odors on porous surfaces such as upholstery, drapes, carpets, bedding, shower curtains, mattresses and non-porous surfaces such as walls and floors. Excellent for fire restoration.

Other suggested Uses: Homes, Veterinary Clinics, Fish Markets, Kennels, Trash Compactors, Offices, Beauty Salons, Locker Rooms, Health Spas, Conference rooms, Elevators, Smoking Areas, Lounges, Day Care Centers, Dry Cleaners, Theaters, Farms, Auditoriums and Churches.

**TO CLEAN AND DEODORIZE:** [Mix] [Use] 2 oz. per gallon of water or [2 - 4 oz. per gallon of water] or [2 - 8 oz. per gallon of water] to clean and deodorize surfaces. Apply using a cloth, mop, sponge or sprayer. Wipe or allow to air dry.

**Deodorizing directions:**

**Nursing Homes, Hospitals, Hotels, Schools, Restaurants:** 2 - 4 oz. in chemical toilets, waste receptacles, bed pans, drainage bottles, diaper pails, hampers, disposals, commodes and air conditioner pans will eliminate odors.

**Mopping Solutions, Automatic Scrubbers:** 2 - 4 oz. per gallon of water eliminates undesirable odors. Allow surfaces to air dry.

**Laundry:** 2 oz. per load added during the final rinse cycle deodorizes all offensive odors.

**Air Freshener/Automotive Uses:** 8 ounces per gallon of water or desired concentration will effectively neutralize damp musty odors caused by mildew in storage areas, basements, closets and bathrooms. Effective on smoking and cooking odors (garlic, fish, onions, etc.). Automobile odors from tobacco, musty carpet smell and beverage smells will be eliminated.

**Carpets:** 2 - 4 oz. per gallon of water eliminates odors associated with urine, vomit, smoke, and mildew. Reapply after cleaning for freshening effects. Allow to dry.

**RV Holding Tanks:** Toilet waste: cover bottom of holding tank with water and add 2 - 4 oz. If odors return before time to empty, simply add 2 - 4 oz. to the tank. Kitchen waste: 2 - 4 oz. of **Lonza Formulation S-21** to gray water tank as needed to control malodors created by dirty dish water.

**Pet Odors:** Use 8 - 12 oz. per gallon of water or desired concentration, for urine, feces, and vomit, in carpet and upholstery. Clean prior to application then spray onto affected areas. Test hidden area for colorfastness. Allow 10 minutes contact time. Then blot with clean cloth. Allow to dry. Also effective on pet bedding and litter boxes.

**Sewage Backup, Water Damage:** 4 - 8 oz. per gallon of water or desired concentration. Spray over affected areas before and after cleaning and extraction. Allow ten minutes contact time. Use proper ventilation; open windows.

**Cleaning Solution:** Dilute 2 - 4 oz. per gallon of water for cleaning of kitchen counters, tables, walls, bathrooms, toilet seats, mopping floors and large routine applications. Apply to surfaces using cloth, mop or sponge. Remove excess liquid or allow surfaces to air dry.

(Note to reviewer: For Nonrefillable Containers, Container is one gallon or less, Label has Household and Residential Uses only:)

### STORAGE AND DISPOSAL

Store in original container in areas inaccessible to children or persons unfamiliar with its use.

Nonrefillable container. Do not reuse or refill this container. Wrap [container] and put in trash or offer for recycling if available.

(or)

Nonrefillable container. Do not reuse or refill this container. Wrap [container] and put in trash or offer for reconditioning if appropriate.

(Note to reviewer: For Nonrefillable Containers, Container is one gallon or less, Label has any uses other than Household and Residential)

### STORAGE AND DISPOSAL

Store in original container in areas inaccessible to children or persons unfamiliar with its use.

Nonrefillable container. Do not reuse or refill this container. Clean container promptly after emptying. Triple rinse as follows: Fill container  $\frac{1}{4}$  full with water and reclose the container. Agitate vigorously and dispose of rinsate. Repeat two more times. Wrap [container] and put in trash or offer for recycling if available.

(or)

Nonrefillable container. Do not reuse or refill this container. Clean container promptly after emptying. Triple rinse as follows: Fill container  $\frac{1}{4}$  full with water and reclose the container. Agitate vigorously and dispose of rinsate. Repeat two more times. Wrap [container] and put in trash or offer for reconditioning if appropriate

(Note to reviewer: For Nonrefillable Containers, Container is over one gallon:)

### STORAGE AND DISPOSAL

Do not contaminate water, food or feed by storage or disposal.

#### **Pesticide Storage:**

Store in an area inaccessible to children or persons unfamiliar with its use.

#### **Pesticide Disposal:**

Pesticide wastes are acutely hazardous. Improper disposal of excess pesticide, spray mixture or rinsate is a violation of Federal Law. If these wastes cannot be disposed of by use according to label instructions, contact your State Pesticide or Environmental Control Agency, or the Hazardous Waste representative at the nearest EPA Regional Office for guidance.

#### **Container Disposal:**

Nonrefillable container. Do not reuse or refill this container. Clean container promptly after emptying.

**(Plastic Containers:)** Then offer for recycling if available or puncture and dispose in sanitary landfill or by other procedures approved by state and local authorities. Triple rinse as follows: Fill container  $\frac{1}{4}$  full with water and reclose the container. Agitate vigorously, and dispose of rinsate consistent with pesticide disposal instructions. Repeat two more times. If not tripled rinsed, these containers are acute hazardous wastes and must be disposed in accordance with local, state, and federal regulations.

**(Metal Containers:)** Then offer for recycling if available or puncture and dispose in sanitary landfill or by other procedures approved by state and local authorities. Triple rinse as follows: Fill container  $\frac{1}{4}$  full with water and reclose the container. Agitate vigorously, and dispose of rinsate consistent with pesticide disposal instructions. Repeat two more times. If not tripled rinsed, these containers are acute hazardous wastes and must be disposed in accordance with local, state, and federal regulations. DO NOT cut or weld metal containers.

**(For Bag in Box Containers:)** Then offer for recycling if available or dispose of in a sanitary landfill, or by incineration, or by other procedures allowed by state and local authorities.

**FOR USE WITH BOWL CLEANING TOOL:**

Specially formulated for daily and light cleaning of toilet bowls and urinals. Dispensed from the Bowl Cleaning Tool, this 8 ounce container cleans more toilets than a full quart of regular bowl cleaner.

Concentrated – Cleans up to 37 toilets.

Cost Efficient – Metered dispensing combined with concentrated cleaner.

Disinfectant – Broad-spectrum antimicrobial agent or disinfectant for use on inanimate hard surfaces.

Deodorizer – Deodorizes as it disinfects by controlling malodors produced by microorganisms found in such areas as urinals and toilet bowls.

This product has been designed specifically for hospitals, nursing homes, schools, and other institutions where housekeeping is of prime importance. It deodorizes as it cleans by killing microorganisms in urinals and toilet bowls. Efficacy tests have demonstrated that this product, when used as directed, is a proven "one step" bactericide and virucide in water up to 400 ppm hardness in the presence of organic soil (5% blood serum). Gross filth and heavy soil must be removed prior to application of the product. This product is recommended for use on hard nonporous surfaces (toilet bowls and urinals) and is to be dispensed only out of the Cleaning Tool.

To Disinfect, Deodorize and Clean:

1. REMOVE WATER

Force water into the bowl or urinal trap with the Bowl cleaning Head.



2. APPLY CLEANER:

Prior to application of the product, remove gross filth and heavy soil. Slide Trigger Stop to the "ON" position. Squirt concentrated bowl cleaner under and around the rim a minimum of 3 squirts to thoroughly wet exposed surfaces for toilet bowls and urinals.



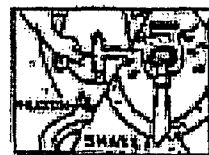
3. CLEAN:

Wipe all surfaces with the swab portion of the head so as to wet thoroughly. Scour with the scrub pad under the flush ring to remove stubborn stains.



4. WAIT:

Allow to remain wet for 10 minutes. Flush. Rinse cleaning head in flush water. Drain head and shake off excess water. Repeat cleaning if necessary.



5. LOCK / STORE:

Slide the Trigger Stop to the "LOCK" position.





**PACKET LABEL TO BE USED WITH MASTER CONTAINER LABEL**

**FOR DISINFECTION**

*Note to reviewer: the following will be used for 1/2 oz of concentrate:*

**MIX EACH PACKET WITH 1 QUART OF WATER**

*Note to reviewer: the following will be used for 4 oz of concentrate:*

**MIX EACH PACKET WITH 2 GALLONS OF WATER**

*Note to reviewer: the following will be used for 8 oz of concentrate:*

**MIX EACH PACKET WITH 4 GALLONS OF WATER**

*Note to reviewer: the following will be used for 16 oz of concentrate*

**MIX EACH PACKET WITH 8 GALLONS OF WATER**

**LONZA FORMULATION S-21**

EPA. Reg. No. 6836-75

EPA. Est. No. (insert EPA Est. No. here)

Net Contents:

**Active Ingredients:**

|  |         |
|--|---------|
| Octyl decyl dimethyl ammonium chloride.....  | 1.65%   |
| Dioctyl dimethyl ammonium chloride.....  | 0.66%   |
| Didecyl dimethyl ammonium chloride.....  | 0.99%   |
| Alkyl (C <sub>14</sub> , 50%; C <sub>12</sub> , 40%; C <sub>16</sub> , 10%) dimethyl benzyl ammonium chloride..... | 2.20%   |
| Other Ingredients:.....  | 94.50%  |
| Total:.....  | 100.00% |

**KEEP OUT OF REACH OF CHILDREN**

**DANGER**

See outer container for Precautionary Statements and Use directions

Disposal: Do not reuse packet. Wrap and put in trash.

Lonza Inc.  
90 Boroline Road  
Allendale, NJ 07401

[If other packet sizes are desired, new packet label will be identical and the only things that will vary are the net contents, amount of water to dilute with and ppm active quat. Those 3 items will have to match or be equivalent to the dilution chart that is shown on page 11.]

SECONDARY CONTAINER LABEL

(Note to reviewer: This secondary container label will be used only when the product is diluted at the 2 oz. or less per gallon of water)

LONZA FORMULATION S-21

EPA Reg. No. 6836-75

|   |               |
|---|---------------|
| Active Ingredients:   |               |
| Octyl decyl dimethyl ammonium chloride .....  | 1.65%         |
| Dioctyl dimethyl ammonium chloride .....  | 0.66%         |
| Didecyl dimethyl ammonium chloride .....  | 0.99%         |
| Alkyl (C <sub>14</sub> , 50%; C <sub>12</sub> , 40%; C <sub>16</sub> , 10%) dimethyl benzyl ammonium chloride ..... | 2.20%         |
| Other Ingredients: .....  | <u>94.50%</u> |
| Total: .....  | 100.00%       |

The product in this container is diluted as directed on the pesticide product label.

KEEP OUT OF REACH OF CHILDREN

CAUTION

PRECAUTIONARY STATEMENTS  
HAZARDS TO HUMANS AND DOMESTIC ANIMALS

**Caution.** Causes moderate eye irritation. Avoid contact with eyes or clothing. Wash thoroughly with soap and water after handling.

Follow the directions for use on the pesticide label when applying this product

(Note to reviewer: Optional proprietary graphics)

# **Action Pac®**

For use in Smart System or  
Action Control System® II  
automatic dilution systems.

**COLOR CODED**  
ACTION LOCK CONNECTOR II



**NORMAL CLEANING**



**HEAVY CLEANING**

