



UNITED STATES ENVIRONMENTAL PROTECTION AGENCY  
WASHINGTON, DC 20460

OFFICE OF CHEMICAL SAFETY  
AND POLLUTION PREVENTION

November 17, 2021

Jennifer DePietro  
Regulatory Assurance Specialist  
Lonza, LLC 412  
Mount Kemble Avenue, Suite 200S  
Morristown, NJ 07960

Subject: PRIA Label Amendment – To add electrostatic spray directions for use, to update label language  
Product Name: Bardac 205M-7.5  
EPA Registration Number: 6836-70  
Received Date: 5/11/2021  
Action Case Number/Decision Number: 00301744

Dear Ms. DePietro:

The amended label referred to above, submitted in connection with registration under the Federal Insecticide, Fungicide and Rodenticide Act, as amended, is acceptable. This approval does not affect any conditions that were previously imposed on this registration. You continue to be subject to existing conditions on your registration and any deadlines connected with them.

A stamped copy of your labeling is enclosed for your records. This labeling supersedes all previously accepted labeling. Pursuant to 40 CFR 156.10(a)(6), you must submit one copy of the final printed labeling before you release the product for shipment with the new labeling. In accordance with 40 CFR 152.130(c), you may distribute or sell this product under the previously approved labeling for 18 months from the date of this letter. After 18 months, you may only distribute or sell this product if it bears this new revised labeling or subsequently approved labeling. "To distribute or sell" is defined under FIFRA section 2(gg) and its implementing regulation at 40 CFR 152.3.

Should you wish to add/retain a reference to the company's website on your label, then please be aware that the website becomes labeling under FIFRA and is subject to review by the Agency. See FIFRA section 2(p)(2). If the website is false or misleading, the product would be misbranded and unlawful to sell or distribute under FIFRA section 12(a)(1)(E). 40 CFR 156.10(a)(5) lists examples of statements EPA may consider false or misleading. In addition, regardless of whether a website is referenced on your product's label, claims made on the website may not substantially differ from those claims approved through the registration process, FIFRA section 12(a)(1)(B). Therefore, should the Agency find or if it is brought to our attention that a website contains false or misleading statements or claims substantially differing from the EPA approved registration, the website will be referred to the EPA's Office of Enforcement and Assurance.

Page 2 of 2

EPA Reg. No. 6836-70

Action Case No./Decision No. 00301744

Your release for shipment of the product constitutes acceptance of these conditions. If these conditions are not complied with, the registration will be subject to cancellation in accordance with FIFRA section 6. If you have any questions, please contact [Miederhoff.eric@epa.gov](mailto:Miederhoff.eric@epa.gov) or [Oiguenblik.emilia@epa.gov](mailto:Oiguenblik.emilia@epa.gov)



Eric Miederhoff

Product Manager 31

Regulatory Management Branch I

Antimicrobials Division (7510P)

Office of Pesticide Programs

Enclosure: Stamped label

# BARDAC® 205M-7.5

## Active Ingredients:

|  |         |
|--|---------|
| Octyl decyl dimethyl ammonium chloride .....   | 2.25%   |
| Dioctyl dimethyl ammonium chloride .....   | 0.90%   |
| Didecyl dimethyl ammonium chloride .....   | 1.35%   |
| Alkyl (C <sub>14</sub> , 50%; C <sub>12</sub> , 40%; C <sub>16</sub> , 10%) dimethyl benzyl ammonium chloride..... | 3.00%   |
| Other Ingredients .....  | 92.50%  |
| Total.....   | 100.00% |

**KEEP OUT OF REACH OF CHILDREN**

## **DANGER [PELIGRO]**

(See [back], [side], [inner] [other] [fold-out] [booklet] [hang tag] [product container] [label(s)] [panel(s)] [container] for [complete] [additional] [information] [directions for use] [precautionary statements] [and] [storage and disposal])

(Please [refer to] [see] reference sheet for [additional] [directions for use] [information])

*{Note to Reviewer: In accordance with 40 CFR 156.68(d), all first aid statements, as prescribed, will appear on the front panel of the label.}*

### **FIRST AID**

**IF IN EYES:** Hold eye open and rinse slowly and gently with water for 15 – 20 minutes. Remove contact lenses, if present, after the first 5 minutes, then continue rinsing eye.

**IF ON SKIN OR CLOTHING:** Take off contaminated clothing. Rinse skin immediately with plenty of water for 15 – 20 minutes. Call a poison control center or doctor for treatment advice.

**IF SWALLOWED:** Call a poison control center or doctor immediately for treatment advice. Have person sip a glass of water if able to swallow. Do not induce vomiting unless told to do so by the poison control center or doctor. Do not give anything by mouth to an unconscious person.

Have the product container or label with you when calling a poison control center or doctor or going for treatment. For general information on product use, etc., call the National Pesticides Information Center at 1-800-858-7378. You may also contact the poison control center at 1-800-222-1222 for emergency medical treatment information.

**NOTE TO PHYSICIAN:** Probable mucosal damage may contraindicate the use of gastric lavage.

EPA Reg. No. 6836-70

EPA Est. No. (insert EPA Est. No. here)

Net Contents: (as indicated on container)

[DOT symbols]

[Country of origin (insert country)]

[Manufactured in (insert country)]

[Barcode]

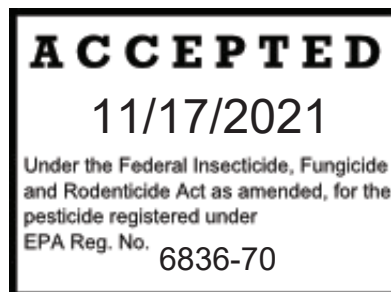
Manufactured by:

Lonza, LLC

412 Mount Kemble Avenue

Suite 200S

Morristown, NJ 07005



## **PRECAUTIONARY STATEMENTS**

### **HAZARDS TO HUMANS AND DOMESTIC ANIMALS**

**DANGER.** Corrosive. Causes irreversible eye damage and skin burns. Do not get in eyes, on skin, or on clothing. Harmful if swallowed or absorbed through the skin. Wear protective eyewear (goggles, face shield or safety glasses), protective clothing and protective gloves (rubber, chemical resistant) when handling. Wash thoroughly with soap and water after handling and before eating, drinking, chewing gum, using tobacco, or using the toilet. Remove and wash contaminated clothing before reuse.

*{If container size is 5 gallons or greater, use the following Environmental Hazards statements:}*

### **ENVIRONMENTAL HAZARDS**

Do not discharge effluent containing this product into lakes, streams, ponds, estuaries, oceans or other waters unless in accordance with the requirements of a National Pollutant Discharge Elimination System (NPDES) permit and the permitting authority has been notified in writing prior to discharge. Do not discharge effluent containing this product to sewer systems without previously notifying the local sewage treatment plant authority. For guidance, contact your State Water Board or Regional Office of the EPA.

*{Note to reviewer: the following is considered optional marketing language:}*

Disinfectant – Sanitizer – Fungicide – Virucide\* – Deodorizer

Effective in the presence of 5% serum contamination when used as a disinfectant<sup>3</sup>

For Home, Hospital, Institutional and Industrial Use

For Farm, School, Dairy, Restaurant, Food Handling and Processing Areas, Bar and Institutional Kitchen Use

- Formulated for Effective Farm Premise Sanitation
- Formulated for Effective Poultry Premise Sanitation
- Formulated for Effective Swine Premise Sanitation
- Formulated for Effective Mushroom Farm Sanitation
- Formulated for Veterinary Practice / Animal Care / Animal Laboratory Disinfection

For use in federally inspected meat and poultry plants

An effective sanitizer for use on hard, non-porous, food contact surfaces

Staphylocidal<sup>1</sup> • Pseudomonacidal<sup>2</sup> • Bactericidal • Fungicidal • Virucidal\*

- Concentrate [Concentrated]
- Deodorizes [Deodorizer]
- Disinfects [Disinfectant]
- [This product] Contains no [phosphates] phosphorous [or phosphorous compounds].

**Bardac® 205M-7.5:**

- will deodorize surfaces<sup>3</sup> in rest room and toilet areas, garbage cans and garbage storage areas and other places where bacterial growth can cause malodors.
- delivers non-acid disinfectant performance in an economical concentrate.
- is an economical concentrate
- can be diluted for use with a mop and bucket, trigger sprayers, sponge or by soaking.
- Cleans<sup>3</sup>, disinfects and deodorizes in one labor saving step<sup>5</sup>
- is formulated for use in daily maintenance programs to deliver effective disinfecting and malodor control.
- will not leave grit or soap scum.
- is a versatile disinfectant for hard, non-porous surfaces in Veterinary Practice, Animal Care, Animal Laboratory and Farm Premise applications.
- deodorizes by killing microorganisms that cause offensive odors.
- is a complete, chemically balanced disinfectant, sanitizer and [residual bacteriostat] that provides clear use solutions even in the presence of hard water.
- tested using the AOAC Use-Dilution Method
- tested using the ASTM test method for hard, non-porous, non-food contact surface sanitizer
- Sanitizes<sup>3</sup> 99.9% of Staphylococcus aureus, Klebsiella pneumoniae and Klebsiella aerogenes in 3 minutes.
- testing using the AOAC Germicidal and Detergent Sanitizing Action of Disinfectants test method for hard, non-porous, food contact surface sanitizer

- has been cleared under 40 CFR 180.940 (a) for use on food Processing Equipment and Utensils [in Dairies and Public Eating Establishments] [and] [Hard, Non-porous, Food Contact Surfaces, Food Processing Equipment and Utensils] [in Food Processing Plants] [and] [other food-contact articles] [at a concentration of 150 ppm active] [at a concentration of 200 ppm active] [at a concentration of 400 ppm active] [at a concentration of 150 – 200 ppm active] [at a concentration of 150 – 400 ppm active] [at a concentration of 200 – 400 ppm active].
- is a disinfectant, sanitizer, fungicide, virucide, deodorizer for use in all federally inspected meat and poultry plants, hospitals, institutional and industrial facilities.
- can be used on hard, non-porous, food contact surfaces in a concentration [range] of [0.25 oz. per gallon [150 ppm active]] [0.34 oz. per gallon [200 ppm active]] [0.68 oz. per gallon [400 ppm active]] [0.25 – 0.34 oz. per gallon [150 – 200 ppm active]] [0.25 – 0.68 oz. per gallon [150 – 400 ppm active]] [0.34 – 0.68 oz. per gallon [200 – 400 ppm active]].
- For use in (*insert name of automated dilution system here*) [automated] [dilution system].
- makes (XXX) Gallons at (YYY) use dilution
- is a No Rinse sanitizer formula.
- [Kills] [Eliminates] [Removes] [Destroys] 99.9% of avian influenza A Virus (Turkey/Wisconsin) (H9N2) on pre-cleaned environmental hard, non-porous surfaces
- [Kills] [Eliminates] [Removes] [Destroys] 99.9% of (*Insert pathogen or pathogens from lists on pages 10 – 11*) on [pre-cleaned] environmental hard, non-porous surfaces
- [Kills] [Eliminates] [Removes] [Destroys] 99.9% of [Germs] [Bacteria] [Viruses\*] [on [pre-cleaned] environmental hard, non-porous surfaces]
- [Kills] [Eliminates] [Removes] [Destroys] 99.99% of Foodservice Germs [Escherichia coli [E. coli], Salmonella enterica [Salmonella], and Listeria monocytogenes [Listeria]]
- [Kills] [Eliminates] [Removes] [Destroys] 99.99% of Foodservice Bacteria<sup>3,4</sup>
- For Commercial Use

*{Note to reviewer: The following is considered optional marketing language:}*

Use **Bardac® 205M-7.5:**

- as a disinfectant on hard, non-porous, non-food surfaces.
- for sanitizing and disinfecting of ultrasound transducers, probes, mammography compressor plates and other hard, non-porous surfaces. Will not cause swelling of transducer membrane or harm compressor plates.
- on coils and drain pans of air conditioning and refrigeration equipment and heat pumps<sup>6</sup>. Follow the directions for sanitization of hard, non-porous, non-food contact surfaces.
- as a broad spectrum disinfectant in Ultrasonic Baths [Ultrasonic cleaning units].
- to sanitize and disinfect [manicure] [nail] [salon] [barber] tools and instruments: combs, brushes, scissors, blades and manicure and pedicure instruments.
- to clean and disinfect sealed finished floors without dulling gloss.
- for [non-scratch] cleaning of showers and tubs, shower doors and curtains, fixtures and bowl exteriors.
- in kitchens, bathrooms and other household areas.
- to disinfect sinks and tubs.
- for Poultry Premise Sanitation [Hatcheries]: Egg Receiving Area, Egg Holding Area, Setter Room, Tray Dumping Area, Trays, Buggies, Racks, Egg Flats, Chick Holding Room, Hatchery Room, Chick Processing Area, Chick Loading Area, Poultry Buildings, Ceilings, Sidewalls and Floors, Drinkers, and all other Poultry House related Equipment, and other hard, non-porous surfaces in the Hatchery Environment.
- for Swine Premise Sanitation: Waterers and Feeders, Hauling Equipment, Dressing Plants, Loading Equipment, Farrowing Barns and Areas, Nursery, Blocks, Creep Area, Chutes.
- for Farm Premise Sanitation: floors, walls, feed racks, mangers, troughs, automatic feeders, fountains and waterers, forks, shovels, scrapers and other hard, non-porous surfaces in barns, pens, stalls, chutes and other facilities and fixtures occupied or traversed by animals.
- as a sanitizer on dishes, glassware, and utensils.
- as a sanitizer in bottling and beverage dispensing equipment.
- as a sanitizer in sanitary filling of bottles and cans.
- in sanitizing bottles or cans in the final rinse application, and for external spraying of filler and closing machines.
- as a sanitizer in beer fermentation and holding tanks.
- as a Food-Grade Shell-Egg sanitizer, with best results achieved in water temperatures ranging from 78°F. – 110°F. **Bardac® 205M-7.5** may be applied through automatic washing systems, immersion tanks, foaming apparatus, and low pressure sprayers.
- in federally inspected meat and poultry facilities [as a sanitizer for all hard, non-porous surfaces not always requiring a rinse].
- as a sanitizer for all hard, non-porous surfaces not always requiring a rinse in official establishments operating under the Federal meat, poultry, shell egg grading and egg products inspection programs.

Use [on] [to clean and disinfect] hard, non-porous athletic mats, wrestling mats, gymnastic mats, exercise equipment and training tables.

Use [on] [to clean and disinfect] hard, non-porous personal protective safety equipment, wrestling headgear, boxing headgear, protective headgear, athletic helmets, hard hats, half mask respirators, full face breathing apparatus, gas masks, goggles, spectacles, face shields, hearing protectors, and ear muffs. Rinse all equipment that comes in prolonged contact with skin with warm water and allow to air dry before reuse. [Precaution: Cleaning at 120°F. temperature will avoid overheating and distortion of the personal safety equipment that would necessitate replacement.]

Cross-contamination is of major [housekeeping] [food safety] concern. **Bardac® 205M-7.5** has been formulated to aid in the reduction of cross-contamination between treated hard, non-porous surfaces not only in hospitals, but in schools, institutions, and industry.

**{Not for Use in California:}** Soiled and contaminated fabrics are of major housekeeping concern in hospitals, institutions, hotels, restaurants and schools. **Bardac® 205M-7.5** provides residual bacteriostatic and self-sanitizing properties against odor-causing bacteria for laundered items such as diapers, hospital and institutional linen and athletic equipment.

*{Note to reviewer: the following is considered optional marketing language:}*

**Bardac® 205M-7.5** is a concentrated one-step [Hospital] disinfectant<sup>3,5</sup> that is effective against a broad spectrum of bacteria, is virucidal\*, fungicidal and eliminates odor-causing bacteria when used as directed.

**Bardac® 205M-7.5** is a phosphate free, germicidal detergent on visibly clean hard, non-porous surfaces found at mushroom farms. **Bardac® 205M-7.5** has been designed for use between mushroom crops. Areas of intended use include breezeways and track alleys before spawning, inside and outside walls of mushroom houses, lofts, floors, storage sheds and casing rings. Use of **Bardac® 205M-7.5** must be limited to areas where compost and mushrooms are not present.

Regular, effective cleaning and sanitizing of equipment, utensils, and work or dining hard, non-porous surfaces which could harbor food poisoning microorganisms minimizes the probability of contaminating food during preparation, storage or service. Effective cleaning will remove soil and prevent the accumulation of food residues, which may decompose or support the rapid development of food poisoning organisms or toxins. Application of effective sanitizing procedures reduces the number of those organisms which may be present on equipment and utensils after cleaning, and reduces the potential for the transfer, either directly through tableware such as glasses, cups and flatware or indirectly through food.

To reduce cross-contamination between hard, non-porous treated surfaces, kitchenware and hard, non-porous food-contact surfaces of equipment must be washed, rinsed with potable water and sanitized after each use and following any interruption of operation during which time contamination may have occurred.

Where equipment and utensils are used for the preparation of foods on a continuous or production-line basis, utensils and the hard, non-porous, food-contact surfaces of equipment must be washed, rinsed with potable water and sanitized at intervals throughout the day on a schedule based on food temperature, type of food, and amount of food particle accumulation.

Articles that can be immersed in solution must remain in solution for 60 seconds. Articles or surfaces too large for immersing must be visibly wetted or flooded by rinsing, spraying or swabbing. Allow all sanitized surfaces to drain and air dry.

**Bardac® 205M-7.5** fulfills the criteria of Appendix F of the Grade "A" Pasteurized Milk Ordinances 2007 Recommendations of the U.S. Public Health Services in waters up to 500 ppm of hardness calculated as CaCO<sub>3</sub> when evaluated by the AOAC Germicidal and Detergent Sanitizer Method.



*{Note to reviewer: the following is considered optional marketing language:}*

**[AREAS OF USE:]**

Use **Bardac® 205M-7.5** in:

*{Note to reviewer: Each entry below also represents a graphic depicting the corresponding area of use. The graphics will only represent individual objects or outsides or insides of buildings as described below. No people, animal, or food will be depicted in graphics.}*

Bathrooms  
Homes [Households]  
Kitchens

Clinics  
Dental offices  
Health Care Facilities  
Hospitals  
Medical Offices  
Medical Related facilities  
Nursing homes  
Sick Rooms  
Day care centers  
Nurseries

Bars  
Beverage Plants  
Cafeterias  
Convenience stores  
Egg Processing Plants  
Food Preparation Areas  
Food processing plants  
Food storage areas  
Institutional kitchens  
Restaurants [Front of House]  
USDA inspected food processing facilities

Athletic facilities  
Barber shops  
Business and office buildings  
Colleges  
Correctional facilities  
Dressing rooms  
Exercise facilities  
Factories  
Hotels  
Institutional facilities  
Institutions  
Laundries

Locker rooms  
Motels  
Prisons  
Public facilities  
Public rest rooms  
Schools  
Shower and bath areas  
Salons [Beauty] [Tanning] [Nail] [Manicure]  
Camp grounds  
Play ground equipment  
Universities

Animal laboratories [or] [clinics]  
Dairy farms  
Farms  
Hog farms  
Kennels  
Mushroom Farms  
Poultry farms  
Pet animal quarters  
Pet shops  
Turkey farms  
Zoos

Airplanes  
Airports  
Ambulances  
Boats  
Buses  
Campers  
Cars  
Emergency [Police] [EMS] [Fire] [Rescue] vehicles  
Mobile homes  
Ships  
Taxis  
Trailers  
Trains [Train Cars] [Box cars] [Rail Cars]  
Transportation terminals  
Trucks [Box Trucks]

*{Note to reviewer: the following is considered optional marketing language:}*

**[TYPES OF SURFACES:]**

Use **Bardac® 205M-7.5** on washable hard, non-porous surfaces of:

*{Note to reviewer: Each entry below also represents a graphic depicting the corresponding type of surface. No people, animal, or food will be depicted in graphics. Only exteriors of microwaves and refrigerators will be depicted. Toy graphics will be submitted to Agency for review.}*

|  |  |
|--|--|
| Appliances, exteriors  | Toilet bowl exteriors  |
| Bathroom fixtures  | Toilet bowl surfaces   |
| Bathtubs [fiberglass]  | Tubs [Fiberglass]  |
| Cabinets   | Tiles, glazed  |
| Cages  | Ultrasonic baths   |
| Chairs   | Urinals  |
| Coils and drain pans of air conditioning and refrigeration equipment and heat pumps <sup>6</sup> | Walls  |
| Conductive flooring  | Whirlpool [bathtubs] [tubs] [units]                                    |
| Counters [Countertops]   | Beer fermentation and holding tanks                                    |
| Countertop laminates   | Beverage dispensing equipment  |
| Desks  | Blenders   |
| Doorknobs [and Handles]  | Bottling or premix dispensing equipment                                |
| Floors   | Chopping blocks, plastic and other non-porous                          |
| Foot Spas  | Cooking utensils   |
| Garbage cans   | Coolers  |
| Highchairs   | Cutlery  |
| Kennel runs  | Cutting Boards, plastic and other non-porous                           |
| Microwave ovens, exteriors [exterior surfaces of]  | Dishes   |
| Outdoor [patio] furniture except cushions and wood frames  | Eating Utensils  |
| Refrigerators, exteriors [exterior surfaces of]  | Food processors  |
| Refrigerated storage and display equipment <sup>6</sup>  | Food dispensing equipment  |
| Showers  | Frozen Drink [Beverage] Machines                                       |
| [Fiberglass] Shower stalls   | Glassware  |
| [Fiberglass] Sinks [bathroom] [kitchen]  | Ice Chests   |
| Sinks [bathroom] [kitchen]   | Ice Machines   |
| Stoves <sup>6</sup> [stovetops <sup>6</sup> ]  | Ice cream dispensing equipment <sup>6</sup> [Soft Serve <sup>6</sup> ] |
| Tables, [Non-wooden picnic tables]   | Plastic Food Storage Containers  |
| Tanning Beds   | Kitchen equipment  |
| Telephones   | Refrigerator bins used for meat, fruit, vegetables and eggs            |
| Toilet exteriors   | Silverware   |

*{Note to reviewer: the following is considered optional marketing language:}*

**[TYPES OF SURFACES:]**

Use **Bardac® 205M-7.5** on washable hard, non-porous surfaces of:

Non-critical [hospital] [medical] [Device] equipment surfaces:

Beds [Medical] [Hospital]

Bed frames

Bed rails

Crutches

Defibrillators

Gurneys

[Medical] Examining tables

[Medical] [Hospital] Lamps

Rescue tools

Resuscitators

[Medical] [Hospital] Scales

Stands

Stretchers

Stethoscopes

Walkers

Wheel chairs

Other hard, non-porous surfaces made of:

Glazed ceramic

Glazed enameled surfaces

Glazed porcelain

Laminated surfaces

Metal

Plastic [such as polystyrene or polypropylene]

Sealed Granite

Sealed limestone

Sealed marble

Sealed Slate

Sealed Stone

Sealed Terra cotta

Sealed Terrazzo

Stainless steel

Upholstery, vinyl and plastic

Woodwork, finished

*{Note to reviewer: one or more of the following must be used when making hard, non-porous, food contact surface sanitizing claims depending on the use dilution selected}*

**Bardac® 205M-7.5** is an effective sanitizer at 150 ppm active quat for use on hard, non-porous, food contact surfaces in 400 ppm hard water against:  
Escherichia coli [ATCC 11229]  
Staphylococcus aureus [ATCC 6538]

**Bardac® 205M-7.5** is an effective sanitizer at 200 ppm active quat for use on hard, non-porous, food contact surfaces in 500 ppm hard water against:  
Campylobacter jejuni [ATCC 29428]  
Escherichia coli [ATCC 11229]  
Escherichia coli O157:H7 [ATCC 35150]  
Klebsiella pneumoniae [ATCC 4352]  
Listeria monocytogenes [ATCC 19115]  
Salmonella enterica [ATCC 10708]  
Shigella sonnei [ATCC 11000]  
Staphylococcus aureus [ATCC 6538]  
Staphylococcus aureus - Community Associated Methicillin-Resistant [CA-MRSA] [NARSA NRS384] [USA300]  
Staphylococcus aureus - Community Associated Methicillin-Resistant [CA-MRSA] [NARSA NRS123] [USA400]  
Staphylococcus aureus - Methicillin-Resistant [MRSA] [ATCC 33592]  
Vibrio cholerae [ATCC 14035]  
Yersinia enterocolitica [ATCC 9610]

**Bardac® 205M-7.5** is an effective sanitizer at 400 ppm active quat for use on hard, non-porous, food contact surfaces in 1000 ppm hard water against:  
Escherichia coli [ATCC 11229]  
Staphylococcus aureus [ATCC 6538]

*{Note to reviewer: one of the following may be used when making hard, non-porous, non-food contact surface sanitizing claims}*

**Bardac® 205M-7.5** is an effective sanitizer for hard, non-porous, non-food contact surfaces at 200 ppm active quat in deionized water against:

{OR}

**Bardac® 205M-7.5** is a sanitizer for hard, non-porous, non-food contact surfaces tested according to the method for Sanitizers - Non-Food Contact Surfaces, in the presence of deionized water in 3 minutes against:

Klebsiella aerogenes [ATCC 13048]  
Klebsiella pneumoniae [ATCC 4352]  
Staphylococcus aureus [ATCC 6538]

*{Note to reviewer: the following is considered optional marketing language:}*

**Bardac® 205M-7.5** is a [Hospital] Disinfectant, Bactericidal tested according to the current AOAC Disinfectants Use-Dilution Method, Fungicidal according to the AOAC Fungicidal Test, and Virucidal\* tested according to the virucidal qualification, modified in the presence of 5% organic serum against:

*{or}*

As a disinfectant, **Bardac® 205M-7.5** [kills] [is effective against]:

[Bacteria:]

Burkholderia cepacia [ATCC 25416]

Campylobacter jejuni [Campylobacter] [ATCC 29428]

Corynebacterium ammoniagenes [ATCC 6871]

Escherichia coli [E. coli] [ATCC 11229]

Escherichia coli pathogenic strain O157:H7 [pathogenic E. coli] [ATCC 35150]

Klebsiella pneumoniae [Klebsiella] [ATCC 4352]

Listeria monocytogenes [Listeria] [ATCC 19115]

Pseudomonas aeruginosa [Pseudomonas] [ATCC 15442]

Salmonella enterica [Salmonella] [ATCC 10708]

Salmonella typhi [Salmonella] [ATCC 6539]

Shigella dysenteriae [Shigella] [ATCC 9380]

Staphylococcus aureus [Staph] [ATCC 6538]

Staphylococcus aureus - Community Associated Methicillin-Resistant [CA-MRSA] [NARSA NRS123] [USA400]

Staphylococcus aureus - Methicillin-Resistant [MRSA] [ATCC 33592]

Yersinia enterocolitica [ATCC 9610]

[Viruses:]

\*Adenovirus Type 5 [ATCC VR-5]

\*Adenovirus Type 7 [ATCC VR-7]

\*Hepatitis B Virus [HBV] [Hepadna Virus Testing]

\*Hepatitis C Virus [HCV] [Oregon C24v-genotype 1 strain]

\*Herpes Simplex Virus Type 1 [Herpes] [HSV-2 Sabin]

\*Herpes Simplex Virus Type 2 [Herpes] [HSV-2 Sabin]

\*Human Coronavirus [ATCC VR-740, Strain 229E]

\*Human Immunodeficiency Virus Type 1 [HIV-1] [AIDS Virus] [Type 1, Zeptomex]

\*Influenza A2 / H3N2 [Influenza] [Flu] Virus [ATCC 68]

\*Norovirus - Feline Calicivirus [Univ. Ottawa (CREM)]

\*SARS-associated Coronavirus [SARS-CoV] [CDC# 200300592]

\*Vaccinia Virus [Wyeth Strain]

*{Note to reviewer: The following is considered optional marketing language:}*

**Bardac® 205M-7.5** [kills] [is effective against] [the following animal viruses]:

Arkansas '99 [Infectious Bronchitis Virus] [SPAFAS Labs]

Avian Infectious Laryngotracheitis Virus [ATCC VR-22]

Avian Influenza Virus (Turkey/Wisconsin) [SPAFAS Labs]

Avian Influenza Virus (H5N1) [CDC # 2006719965]

Canine Distemper Virus [Strain Onderstepoort, American Bioresearch Laboratories]

Feline Calicivirus [Univ.Ottawa (CREM)]

Marek's Disease Virus [SPAFAS Labs]

Newcastle's Disease Virus [ATCC VR-108, Strain B1, Hitchner or Blacksburg]

Pseudorabies Virus [Strain Aujeszkies, PT-1 origin, American Bioresearch Laboratories]

[Fungi:]

Aspergillus niger [ATCC 6275]

Trichophyton interdigitale [Athlete's Foot Fungus] [may cause Ringworm] [may cause Ringworm of the foot]  
[ATCC 9533, Strain 640]

**Bardac® 205M-7.5** is effective against Citrus Canker Disease [Xanthomonas axonopodis pv. citri].

*{Note to Reviewer: These statements for claims against enveloped and large, non-enveloped viruses, shall not appear on marketed (final print) product labels.}*

## **EMERGING VIRAL PATHOGENS**

This product qualifies for emerging viral pathogen claims per the EPA's 'Guidance to Registrants: Process for Making Claims Against Emerging Viral Pathogens not on EPA-Registered Disinfectant Labels' when used in accordance with the appropriate use directions indicated below.

This product meets the criteria to make claims against certain emerging viral pathogens from the following viral category[ies]:

- Enveloped Viruses
- Large, non-enveloped virus

|  |   |
|--|---|
| For an emerging viral pathogen that is a/an... | ...follow the direction for use for the following organisms on the label: |
| Enveloped virus                                | Norovirus (tested as Feline Calicivirus)                                  |
| Large, non-enveloped virus                     | Norovirus (tested as Feline Calicivirus)                                  |

**[BARDAC® 205M-7.5]** has demonstrated effectiveness against viruses similar to **[name of emerging virus]** on hard, non-porous surfaces. Therefore, **[BARDAC® 205M-7.5]** can be used against **[name of emerging virus]** when used in accordance with the directions for use against **[Norovirus]** on hard, non-porous surfaces. Refer to the **[CDC or OIE]** website at **[pathogen-specific website address]** for additional information.

OR

**[Name of illness/outbreak]** is caused by **[name of emerging virus]**. **[BARDAC® 205M-7.5]** kills similar viruses and therefore can be used against **[name of emerging virus]** when used in accordance with the directions for use against **[Norovirus]** on hard, non-porous surfaces. Refer to the **[CDC or OIE]** website at **[website address]** for additional information.

**Dilution:**

|                            |                                      |
|----------------------------|--------------------------------------|
| Disinfection [1:164] ..... | 3 1/2 oz. per 4 1/2 gallons of water |
| .....                      | [0.78 oz. per gallon of water]       |
| .....                      | [450 ppm active quat]                |
| Sanitizer [1:188] .....    | 2 oz. per 2 7/8 gallons of water     |
| .....                      | [0.68 oz. per gallon of water]       |
| .....                      | [400 ppm active quat]                |
| Sanitizer [1:376] .....    | 2 oz. per 5 3/4 gallons of water     |
| .....                      | [0.34 oz. per gallon of water]       |
| .....                      | [200 ppm active quat]                |
| Sanitizer [1:496] .....    | 2 oz. per 7 3/4 gallons of water     |
| .....                      | [0.25 oz. per gallon of water]       |
| .....                      | [150 ppm active quat]                |

**DIRECTIONS FOR USE**

It is a violation of Federal law to use this product in a manner inconsistent with its labeling.

**DISINFECTION [VIRUCIDAL\*] [FUNGICIDAL] [MOLD AND MILDEW CONTROL] DIRECTIONS:**

Add 3 1/2 oz. of **Bardac® 205M-7.5** per 4 1/2 gallons of water [0.78 oz. of **Bardac® 205M-7.5** per gallon of water] [or equivalent dilution] to disinfect hard, non-porous surfaces.

Before use in federally inspected meat and poultry food processing plants and dairies, food products and packaging materials must be removed from the room or carefully protected.

When used on surfaces in areas such as locker rooms, dressing rooms, shower and bath areas and exercise facilities, this product is an effective fungicide against *Trichophyton interdigitale* [the athlete's foot fungus].

Apply use-solution with a cloth, mop, sponge, sprayer or by immersion, visibly wetting surfaces.

For sprayer applications, use a coarse spray device. Spray 6 - 8 inches from surface. Do not breathe spray.

Note: For spray applications, cover or remove all food products.

Treated surfaces must remain visibly wet for 10 minutes. *{Note to reviewer: if using reduced contact time for Human Coronavirus, the following sentence will be required:}* **[For Human Coronavirus** treated surfaces must remain visibly wet for 1 minute.] Wipe dry with a clean cloth, sponge or mop or allow to air dry.

Rinse hard, non-porous, food contact surfaces such as counter tops, tables, picnic tables, appliances and / or stove tops with potable water prior to reuse. Do not use on glasses, dishes or utensils as a disinfectant.

For visibly soiled areas, a preliminary cleaning is required.

*{or}*

For visibly areas, preclean first.

**For mold and mildew**, 3 1/2 oz. of **Bardac® 205M-7.5** per 4 1/2 gallons of water [0.78 oz. of **Bardac® 205M-7.5** per gallon of water] [or equivalent dilution] will effectively inhibit the growth of mold and mildew and the odors caused by them when applied to hard, non-porous surfaces. Follow disinfection instructions. Repeat treatment every seven days, or more often if new growth appears.

*{Note to reviewer: one of the following two statements will be used:}*

**BACTERICIDAL STABILITY OF USE-DILUTION:** Tests confirm that the use solution of this product, when stored in a sealed container such as a spray bottle, remains effective for *{Note to reviewer: one of the following timeframes must be selected:}* [up to 7 days] [for up to one week] [for up to one month] [for up to 2 months] [for up to 3 months] [for up to 4 months] [for up to 5 months]. If product becomes visibly dirty or contaminated, the use-dilution must be discarded and fresh product prepared. Always use clean, properly labeled containers when diluting this product. Bactericidal stability of the use-dilution does not apply to open containers such as buckets or pails.

*{or, Above header Not needed}*

Prepare a fresh solution daily or more often if the use solution becomes visibly diluted or soiled.

*Bardac 205M-7.5*

*EPA Reg. No. 6836-70*

*EPA Submission 2021-11-16*

*{Note To Reviewer: Language in [ ] is considered optional or interchangeable.}*



*{Note for reviewer: For labels that list medical premises and metal and / or stainless steel surfaces, one of the following statements must be used:}*

This product is not to be used as a terminal sterilant / high-level disinfectant on any surface or instrument that [1] is introduced directly into the human body, either into or in contact with the bloodstream or normally sterile areas of the body, or [2] contacts intact mucous membranes but which does not ordinarily penetrate the blood barrier or otherwise enter normally sterile areas of the body. [This product may be used to pre-clean or decontaminate critical or semi-critical medical devices prior to sterilization or high-level disinfection.]

*{or}*

This product is not for use on medical device surfaces.

**\*KILLS HIV AND HBV AND HCV ON PRE-CLEANED ENVIRONMENTAL HARD, NON-POROUS SURFACES / OBJECTS PREVIOUSLY SOILED WITH BLOOD / BODY FLUIDS** in health care settings or other settings in which there is an expected likelihood of soiling of inanimate surfaces / objects with blood or body fluids, and in which the surfaces / objects likely to be soiled with blood or body fluids can be associated with the potential for transmission of Human Immunodeficiency Virus Type 1 [HIV-1] [associated with AIDS] or Hepatitis B Virus [HBV] or Hepatitis C Virus [HCV].

**Special Instructions for Cleaning and Decontamination against HIV-1 or HBV or HCV on Surfaces / Objects Soiled With Blood / Body Fluids.**

**Personal Protection:** Clean up must always be done wearing protective gloves, gowns, masks and eye protection.

**Cleaning Procedure:** Blood and other body fluids containing HIV-1 or HBV or HCV must be visibly cleaned from surfaces and objects before application of **Bardac® 205M-7.5**.

**Contact Time:** Leave surfaces visibly wet for 10 minutes with a 3 1/2 oz. per 4 1/2 gallons of water use solution [or equivalent dilution].

**Disposal of Infectious Material:** Blood, body fluids, cleaning materials and clothing must be autoclaved and disposed of according to local regulations for infectious waste disposal.

#### **For Use as a One-Step Cleaner and Disinfectant Against Bacteria and Viruses by Electrostatic Spraying<sup>3,5</sup>:**

Electrostatic spray application is for efficacy claims with a 10 minute contact time and 450 ppm concentration.

This application method is not to be used to treat hard, non-porous surfaces for sanitization or fungicidal claims.

- Ensure bystanders and pets are not present in the room during application.
- Clean visibly dirty surfaces prior to spraying.
- Wear a N95 filtering facepiece respirator or half face respirator with a N95 filter and eye protection (goggles, face shield or safety glasses) when spraying.
- Select a spray nozzle that produces spray droplet particles with a volume median diameter (VMD)  $\geq 80 \mu\text{m}$ .
- Place the electrostatic spray function in the ON position for electrostatic spray models that have the functionality to toggle ON/OFF.
- Hold the sprayer nozzle 1-2 feet away from the target surface. Starting at the highest point and working down to the lowest point, spray target surfaces using a smooth methodical "S" pattern. To avoid leaving gaps in sprayed surfaces, overlap previously treated surfaces when moving onto subsequent sections.
- The target surface must remain visibly wet for 10 minutes. Re-apply product as necessary to keep surface visibly wet for the duration of the contact time. Wipe surfaces dry (or rinse) (or allow to air dry).
- Allow the treated room to remain unoccupied for 15 minutes before reentering.



**NON-ACID TOILET BOWL AND URINAL DISINFECTANT DIRECTIONS:**

Remove visible soil prior to disinfection.

**From concentrate:** Add 3/4 oz. of **Bardac® 205M-7.5** to the toilet bowl or urinal and mix. Brush thoroughly over exposed surfaces and under the rim with a cloth, mop or sponge. Allow to remain visibly wet for 10 minutes and flush.

**From use-solution:** Empty toilet bowl or urinal and apply a use-solution of 3 1/2 oz. of **Bardac® 205M-7.5** per 4 1/2 gallons of water [0.78 oz. of **Bardac® 205M-7.5** per gallon of water] [or equivalent dilution] to exposed surfaces including under the rim with a cloth, mop, sponge or sprayer. Brush or swab thoroughly; allow to remain visibly wet for 10 minutes and flush.

**[NAIL] [MANICURE] [SALON] [BARBER] INSTRUMENTS AND TOOLS DISINFECTION [BACTERICIDE] [VIRUCIDE\*] [FUNGICIDE] DIRECTIONS:**

Mix 3-1/2 oz. of **Bardac® 205M-7.5** per 4-1/2 gallons of water [0.78 oz. of **Bardac® 205M-7.5** per gallon of water] [or equivalent dilution] to disinfect hard, non-porous instruments and tools. Completely immerse combs, brushes, plastic rollers, razors, scissors, blades, manicure, pedicure and other [salon] instruments and tools for 10 minutes. For visibly soiled instruments and tools, a preliminary cleaning is required. Rinse thoroughly and dry before use. Prepare a fresh solution daily or more often if the solution becomes visibly diluted, cloudy or soiled.

**Note:** Plastics may remain immersed until ready to use. Stainless steel shears and instruments must be removed after 10 minutes, rinsed, dried and kept in a clean, non-contaminated receptacle. Prolonged soaking may cause damage to metal instruments.

**ULTRASONIC BATH DISINFECTANT DIRECTIONS:**

Use **Bardac® 205M-7.5** to disinfect hard, non-porous non-critical instruments / objects compatible with Ultrasonic cleaning units. Pour fresh use-solution of 3 1/2 oz. of **Bardac® 205M-7.5** per 4 1/2 gallons of water [0.78 oz. per gallon of water] [or equivalent dilution] directly into bath chamber. Preclean visibly soiled objects. Place objects into unit and operate for a minimum of 10 minutes, according to manufacturer's use directions. Remove objects and rinse with sterile water [sterile water for injection], or allow to air dry. Prepare a fresh solution for each use.

**WHIRLPOOL [BATH[S]] [UNITS] DISINFECTION DIRECTIONS:**

After using [whirlpool [bath] [unit]] drain and fill with a use solution of 3-1/2 oz. of **Bardac® 205M-7.5** per 4-1/2 gallons of water to [just cover the intake valve] [cover the highest jet] [2 inches above the highest jet]. Start the pump to circulate the solution. Wash down the [deck] unit sides, seat of the chair lift, and any related equipment with a clean swab, brush or sponge. Treated surfaces must remain visibly wet for 10 minutes. After the [bath] [unit] has been thoroughly disinfected, drain the solution from the unit and rinse disinfected surfaces with fresh water. Wipe dry with a clean sponge or cloth or allow to air dry. Repeat for visibly soiled units.

**WHIRLPOOL FOOT SPA DISINFECTION:**

After using whirlpool foot spa, drain the water and visibly clean all hard, non-porous surfaces with soap or detergent. Rinse with water. Saturate surfaces with 3 1/2 oz. per 4 1/2 gallons of water to cover intake valve or 2 inches above highest jet. Start pump to circulate the solution. Swab exposed surfaces including unit sides, chair, and any related equipment thoroughly with cloth, sponge, or brush and allow treated surfaces and solution to stand for 10 minutes. After unit has been thoroughly disinfected, rinse all disinfected surfaces with fresh water.

**FOR USE ON SEALED FINISHED FLOORS:** To limit gloss reduction use 3 1/2 oz. of **Bardac® 205M-7.5** per 4 1/2 gallons of water. Apply with a damp mop or autoscrubber. Allow surface to remain visibly wet for 10 minutes. Wipe or allow to air dry.

**Bardac® 205M-7.5** [kills] [is effective against] [the following animal viruses]:  
{include list from page 11}

**["SPECIAL INSTRUCTIONS FOR INACTIVATING AVIAN INFLUENZA A VIRUS" AND OTHER ANIMAL VIRUSES LISTED ON THIS LABEL]**

{or}

**[VETERINARY], [ANIMAL CARE] and [ANIMAL LABORATORY] FACILITIES/ [ZOOS] / [PET SHOPS] / [KENNELS] AND [FARM PREMISE] DISINFECTION / [VIRUCIDAL] DIRECTIONS:**

For cleaning and disinfecting hard, non-porous surfaces: equipment used for feeding or watering animals, utensils, instruments, cages, kennels, stables, catteries pens, stalls and etc. Remove all animals and feeds from premises, animal transportation vehicles, crates, pens, stalls and etc. Remove all litter, droppings and manure from floors, walls and surfaces of facilities occupied or traversed by animals. Empty all [troughs, racks and] feeding and watering appliances. Visibly clean all surfaces with soap or detergent and rinse with water. Saturate surfaces with a use-solution of 3 1/2 oz. of **Bardac® 205M-7.5** per 4 1/2 gallons of water [or equivalent dilution], and allow to remain visibly wet for a period of 10 minutes. Wipe or allow to air dry. Immerse all animal handling and restraining equipment as well as forks, shovels, and scrapers used to remove litter and manure. Thoroughly scrub all treated surfaces, then rinse all surfaces that come in contact with food, including equipment used for feeding or watering, with potable water before reuse. [For "Veterinary Practice..." Thoroughly scrub all treated feeding and watering appliances with soap or detergent, and rinse with potable water before reuse.] Ventilate buildings, animal enclosures, [vehicles] and other closed spaces. Do not house animals or employ equipment until treatment has been absorbed, set or dried.

*{Alternate Numbered Format}*

For cleaning and disinfecting hard, non-porous surfaces: equipment used for feeding or watering animals, utensils, instruments, cages, kennels, stables, catteries pens, stalls and etc.

1. Remove all animals and feeds from premises, animal transportation vehicles, crates, pens, stalls and etc.
2. Remove all litter, droppings and manure from floors, walls and surfaces of facilities occupied or traversed by animals.
3. Empty all [troughs, racks and] feeding and watering appliances.
4. Visibly clean all surfaces with soap or detergent and rinse with water.
5. Saturate surfaces with a use-solution of 3 1/2 oz. of **Bardac® 205M-7.5** per 4 1/2 gallons of water [or equivalent dilution], and allow to remain visibly wet for a period of 10 minutes. Wipe or allow to air dry.
6. Immerse all animal handling and restraining equipment as well as forks, shovels, and scrapers used to remove litter and manure.
7. Thoroughly scrub all treated surfaces, then rinse all surfaces that come in contact with food, including equipment used for feeding or watering, with potable water before reuse. [For "Veterinary Practice..." Thoroughly scrub all treated feeding and watering appliances with soap or detergent, and rinse with potable water before reuse.]
8. Ventilate buildings, animal enclosures, [vehicles] and other closed spaces. Do not house animals or employ equipment until treatment has been absorbed, set or dried.

## **POULTRY AND SWINE PREMISE DISINFECTION [/ VIRUCIDAL\*] DIRECTIONS:**

Remove all animals and feeds from premises, vehicles and enclosures such as coops, and crates. Remove all litter, droppings and manure from floors, walls and surfaces of barns, pens, stalls, chutes and other facilities and fixtures occupied or traversed by animals. Empty all troughs, racks and other feeding and watering appliances. Visibly clean all surfaces with soap or detergent and rinse with water. Use 3 1/2 oz. of **Bardac® 205M-7.5** per 4 1/2 gallons of water [0.78 oz. of **Bardac® 205M-7.5** per gallon of water] [or equivalent dilution]. Saturate surfaces with the disinfecting solution and allow to remain visibly wet for 10 minutes. Immerse all halters, ropes and other types of equipment used in handling and restraining animals, as well as forks, shovels, and scrapers used for removing litter and manure. Ventilate buildings, cars, trucks, coops, and other closed spaces. Do not house animals or employ equipment until treatment has been absorbed, set or dried. Thoroughly scrub treated feed racks, troughs, automatic feeders, fountains and waterers with soap or detergent, and rinse with potable water before reuse.

### **Hatcheries:**

Use to treat hatchers, setters, trays, racks, carts, sexing tables, delivery trucks and other hard, non-porous surfaces. Use 3 1/2 oz. of **Bardac® 205M-7.5** per 4 1/2 gallons of water. Leave all treated surfaces visibly wet for 10 minutes or more. Allow to air dry.

### **Vehicles:**

Clean all vehicles including mats, crates, cabs, and wheels with water and **Bardac® 205M-7.5**. Use 3 1/2 oz. of **Bardac® 205M-7.5** per 4 1/2 gallons of water. Apply use solution to treat hard, non-porous surfaces of vehicles. Leave treated surfaces visibly wet for 10 minutes or more. Allow to air dry.

### **Dressing Plant:**

Disinfect equipment, utensils, walls and floors in poultry and animal dressing plants. Disinfect offal rooms, exterior walls and loading platforms of dressing plants. Cover or remove all food and packaging materials. Remove visible soil prior to application. Saturate all surfaces with a solution of [3 1/2 oz. of **Bardac 205M-7.5** per 4 1/2 gallons of water] [0.78 oz. of **Bardac® 205M-7.5** per gallon of water] and scrub to loosen all soils. Surfaces must remain visibly wet for 10 minutes, and then thoroughly rinsed with potable water before operations are resumed.

## **MUSHROOM FARM PREMISE USE:**

**Site Preparation:** The first step in any on-going sanitation program must be the removal of visible contamination and debris. This may be accomplished by using a shovel, broom, or vacuum, depending on the area to be disinfected.

**Cleaning and Disinfection:** For general cleaning and disinfection, use 3 1/2 – 7 oz. of **Bardac® 205M-7.5** per 4 1/2 gallons of water [0.78 oz. of **Bardac® 205M-7.5** per gallon of water] [or equivalent dilution]. Apply use solution with a cloth, mop, sponge, sprayer or by immersion to visibly wet the surfaces. Treated surfaces must remain visibly wet for 10 minutes. Wipe or allow to air dry. For visibly soiled areas, preclean first. Prepare a fresh solution for each use or more often if solution becomes visibly diluted, clouded or soiled.

**DO NOT APPLY THE USE-SOLUTION TO THE MUSHROOM CROP, COMPOST OR CASING.** Rinse treated surfaces with potable water before they contact the crop, compost or casing.

## **CITRUS CANCKER DISEASE CONTROL:**

For prevention of Citrus Canker Disease through treatment of precleaned equipment. Effective against *Xanthomonas axonopodis* pv. *citri* [Citrus Canker Disease] at 2000 ppm active quat. Treatments can be applied to trucks, attached trailers and field harvesting equipment including cargo area, wheels, tires, undercarriage, hood, roof, fenders, and any other hard, non-porous part of the equipment that can be taken into infested areas. Visibly clean all surfaces with soap or detergent and rinse with water. Then saturate surfaces with a 1:37 use-dilution [6 oz. of **Bardac® 205M-7.5** per 1 3/4 gallons of distilled water or equivalent dilution] [2000 ppm active quat]. Treated surfaces must remain visibly wet for a period of 10 minutes. Allow to air dry. All surfaces that come in contact with food or crop must be rinsed with potable water before reuse. To prevent the spread of Citrus Canker Disease by this artificial means of transportation, treatments are made by trigger spraying, dipping or brushing. Clothing must be either rinsed or laundered before reuse. Footwear must be rinsed before reuse.

**TO SANITIZE HARD, NON-POROUS, NON-FOOD CONTACT SURFACES:**

Add [2 oz. of **Bardac® 205M-7.5** per 5 3/4 gallons of water] [0.34 oz. of **Bardac® 205M-7.5** per gallon of water] [200 ppm active] [or equivalent dilution] to sanitize hard, non-porous surfaces. Apply sanitizer use-solution with a cloth, mop, sponge, sprayer or by immersion, visibly wetting surfaces.

For sprayer applications, use a coarse spray device. Spray 6 - 8 inches from surface. Do not breathe spray.

Note: For sprayer applications, cover or remove all food products.

Treated surfaces must remain visibly wet for 3 minutes. Wipe dry with a sponge, mop or cloth or allow to air dry. Prepare fresh solution daily or more often if solution becomes visibly diluted, cloudy or soiled.

**TO SANITIZE [BARBER] [MANICURE] [NAIL] [SALON] INSTRUMENTS AND TOOLS: {Use not approved in the State of California}** Immerse precleaned barber / salon instruments and tools [such as combs, brushes, razors, scissors, blades and manicure and pedicure instruments] in a use-solution of 2 oz. of **Bardac® 205M-7.5** per 5 3/4 gallons of water [0.34 oz. of **Bardac® 205M-7.5** per gallon of water] [or equivalent dilution] for at least 3 [three] minutes. Rinse thoroughly and dry before use. Prepare a fresh solution daily or more often if solution becomes visibly diluted, cloudy or soiled.

**NOTE:** Plastics may remain immersed until ready to use. Stainless steel shears and instruments must be removed after 10 minutes, rinsed, dried, and kept in a clean non-contaminated receptacle. Prolonged soaking may cause damage to metal instruments.

*{Note to reviewer. On a final printed label, only one of the following dilution rates [or equivalent dilution] will be used in the sanitization sections below}*

**For Hard, Non-Porous, Food Contact Surfaces, Food Processing Equipment and Utensils in Dairies and Public Eating Establishments and Hard, Non-Porous, Food Contact Surfaces, Food Processing Equipment and Utensils in Food Processing Plants [40 CFR 180.940 (a)]:**

2 oz. of **Bardac® 205M-7.5** per 7 3/4 gallons of water [0.25 oz. of **Bardac® 205M-7.5** per gallon of water] [150 ppm active quat]

*{or}*

2 oz. of **Bardac® 205M-7.5** per 5 3/4 gallons of water [0.34 oz. of **Bardac® 205M-7.5** per gallon of water] [200 ppm active quat]

*{or}*

2 oz. of **Bardac® 205M-7.5** per 2 7/8 gallons of water [0.68 oz. of **Bardac® 205M-7.5** per gallon of water] [400 ppm active quat]

*{or}*

2 oz. of **Bardac® 205M-7.5** per 7 3/4 – 5 3/4 gallons of water [0.25 – 0.34 oz. of **Bardac® 205M-7.5** per gallon of water] [150 - 200 ppm active quat]

*{or}*

2 oz. of **Bardac® 205M-7.5** per 7 3/4 - 2 7/8 gallons of water [0.25 – 0.68 oz. of **Bardac® 205M-7.5** per gallon of water] [150 - 400 ppm active quat]

*{or}*

2 oz. of **Bardac® 205M-7.5** per 5 3/4 – 2 7/8 gallons of water [0.34 – 0.68 oz. of **Bardac® 205M-7.5** per gallon of water] [200 - 400 ppm active quat]

**TO SANITIZE HARD, NON-POROUS, FOOD CONTACT SURFACES:**

*{or}*

**TO SANITIZE HARD, NON-POROUS, FOOD CONTACT SURFACES, FOOD PROCESSING EQUIPMENT AND OTHER HARD, NON-POROUS SURFACES IN FOOD PROCESSING LOCATIONS, DAIRIES, RESTAURANTS AND BARS [IN A THREE COMPARTMENT SINK]:**

Use **Bardac® 205M-7.5** to sanitize hard, non-porous surfaces of food processing equipment, dairy equipment, food utensils, dishes, silverware, glasses, sink tops, countertops, refrigerated storage areas and display equipment<sup>6</sup> and other hard, non-porous surfaces.

Prior to application, remove visible food particles and soil by a pre-flush, pre-scrape or, when necessary, pre-soak. Then thoroughly wash or flush objects with a good detergent or compatible cleaner followed by a potable water rinse before application of the sanitizing solution.

Articles too large for immersing, apply a use-solution of *(insert appropriate dilution from box above here)* [or equivalent dilution] to pre-cleaned hard surfaces visibly wetting surfaces with a cloth, mop, sponge, or coarse sprayer. Surfaces must remain visibly wet for at least [60 seconds] [one minute] followed by adequate draining and air drying. Do not rinse.

Immerse pre-cleaned glassware, dishes, silverware, cooking utensils and other similar size food processing equipment in a solution of *(insert appropriate dilution from box above here)* [or equivalent dilution] for at least 60 seconds. Drain thoroughly [and allow to air dry] before reuse. Do not rinse.

Prepare a fresh sanitizing solution daily or more often if the use solution becomes [visibly] diluted [, clouded] or soiled. For mechanical application, use- solution may not be reused for sanitizing applications but may be reused for other purposes such as cleaning.

Apply to sink tops, countertops, refrigerated storage and display equipment and other stationary hard, non-porous surfaces by cloth, sponge or brush or coarse spray.

**TO SANITIZE FOOD PROCESSING EQUIPMENT, UTENSILS, AND OTHER FOOD CONTACT ARTICLES REGULATED BY 40 CFR § 180.940(a) [IN A THREE COMPARTMENT SINK]:**

1. Scrape, flush, or presoak articles [whether mobile or stationary] to remove visible food particles and soil.
2. Thoroughly wash articles with an appropriate detergent or cleaner.
3. Rinse articles thoroughly with potable water.
4. Sanitize by immersing articles with a use-solution of *(insert appropriate dilution from box above here)* [or equivalent dilution] for at least 60 seconds. Articles too large for immersing must be visibly wetted by rinsing, spraying, or swabbing.
5. Remove immersed items from solution to drain and then air dry. Non-immersed items must also be allowed to air dry. Do not rinse.



**Bardac® 205M-7.5** can be used in accordance with the U.S. Public Health Service food service sanitization recommendations.

#### **U.S. PUBLIC HEALTH SERVICE FOOD SERVICE SANITIZATION RECOMMENDATIONS**

**CLEANING AND SANITIZING:** Equipment and utensils must be thoroughly pre-flushed or pre-scraped and, when necessary, pre-soaked to remove visible food particles and soil.

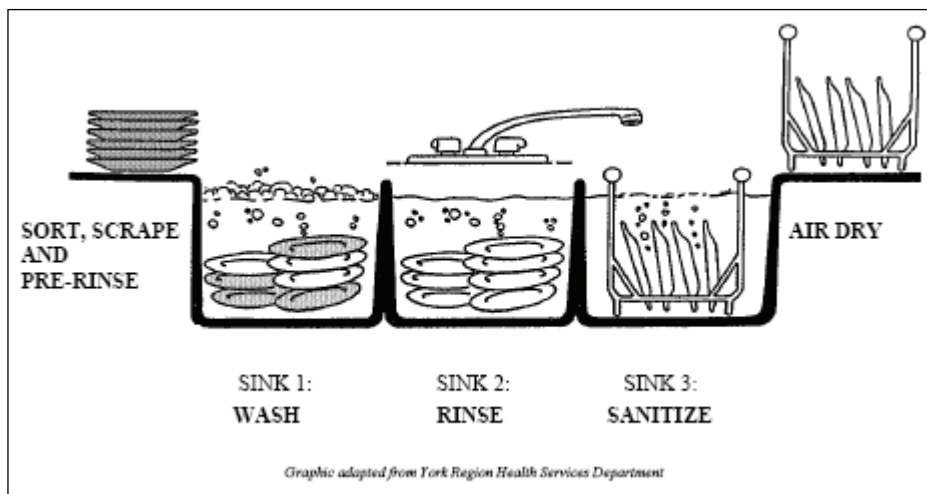
1. Thoroughly wash equipment and utensils in hot detergent solution.
2. Rinse utensils and equipment thoroughly with potable water.
3. Sanitize equipment and utensils by immersion in a use solution of *(insert appropriate dilution from box above here)* [or equivalent dilution] for at least 60 seconds at a temperature of 75°F.
4. For equipment and utensils too large to sanitize by immersion, apply a use-solution of *(insert appropriate dilution from box above here)* [or equivalent dilution] by rinsing, spraying or swabbing until visibly wet.
5. Allow sanitized surface to drain and air dry. Do not rinse.

#### **WISCONSIN STATE BOARD OF HEALTH DIRECTIONS FOR EATING ESTABLISHMENTS**

1. Scrape and pre-wash utensils and glasses whenever possible.
2. Wash with a good detergent or compatible cleaner.
3. Rinse with potable water.
4. Sanitize in a solution of (insert a dilution of 200 ppm active or higher dilution from box above here). Immerse all utensils for at least two minutes or for contact time specified by governing sanitary code.
5. Place sanitized utensils on a rack or drain board to air dry.
6. Prepare a fresh sanitizing solution at least daily or when visibly soiled or diluted.

NOTE: A clean potable water rinse following sanitization is not permitted under HFS 196, Appendix 7-204.11 of the Wisconsin Administrative Code (reference 40 CFR 180.940 (a)).

*{Note to reviewer: The following graphic or a graphic of similar content may accompany any of the above food contact sanitization sections}*



#### **TO SANITIZE [SOFT SERVE] [FOOD] [AND] [FROZEN] [BEVERAGE] DISPENSING EQUIPMENT<sup>6</sup>:**

1. Wash equipment with a compatible detergent and rinse with potable water prior to sanitizing.
2. Fill equipment with a solution of *(insert appropriate dilution from box above here)*.
3. Allow solution to remain in equipment for at least 60 seconds.
4. Drain thoroughly and allow to air dry before reuse. Do not rinse.



#### TO SANITIZE ICE MACHINES:

1. Turn off refrigeration and allow machine interior to reach room temperature.
2. Wash equipment with a compatible detergent and rinse with potable water prior to sanitizing.
3. Apply a solution of *(insert appropriate dilution from box above here)* [or equivalent dilution] by mechanical spray, directly pouring, or by recirculating through the system.
4. Allow surfaces to remain visibly wet or solution to remain in equipment for at least 60 seconds.
5. Drain thoroughly before reuse and allow to air dry. Do not rinse.

#### TO SANITIZE SANITARY FILLING EQUIPMENT:

Wash equipment with a compatible detergent and rinse with potable water prior to sanitizing. Prepare a use-solution of *(insert appropriate dilution from box above here)* [or equivalent dilution] for final washer and rinser applications. Allow surfaces to remain visibly wet for at least 60 seconds. Drain thoroughly and allow to air dry before reuse. Do not rinse.

#### TO SANITIZE BEER FERMENTATION AND STORAGE TANKS:

Wash equipment with a compatible detergent and rinse with potable water prior to sanitizing. Prepare a use-solution of *(insert appropriate dilution from box above here)* [or equivalent dilution] for mechanical or automated systems. Allow surfaces to remain visibly wet for at least 60 seconds. Drain thoroughly and allow to air dry before reuse. Do not rinse.

#### WATERPROOF GLOVE SANITIZING DIRECTIONS

To reduce cross contamination between treated hard, non-porous surfaces in processing areas of food plants, waterproof gloves must be sanitized prior to entering or re-entering those areas. Remove visible contamination from gloves before sanitizing. Then place gloved hand in a use-solution of *(insert appropriate dilution from box above here)* [or equivalent dilution] for sixty seconds. Change the solution in the bath at least daily or more often if the solution appears visibly diluted or soiled.

#### SANITIZING – NON-POROUS GLOVED HANDS:

To reduce cross contamination between treated hard, non-porous surfaces in animal areas and the packaging and storage areas of food plants, dip, soak or spray pre-washed [plastic, latex or other synthetic rubber] gloved hands so that there is enough sanitizing solution to cover the gloved area. Do not rinse. Do not let sanitizing solution come in contact with exposed skin. Make up the sanitizing solution by adding *(insert appropriate dilution from box above here)* [or equivalent dilution]. Dip, soak or spray in solution and allow gloved hands to remain visibly wet for at least 60 seconds. No potable water rinse is allowed. Change the sanitizing solution in the bath at least daily or when solution appears dirty.

#### TO SANITIZE EGG SHELLS INTENDED FOR FOOD:

To sanitize previously cleaned food-grade eggs in shell egg and egg product processing plants, spray with a use-solution of *(insert appropriate dilution from box above here)* [or equivalent dilution]. The solution must be equal to or warmer than the eggs, but not to exceed 130°F. Visibly wet eggs and allow to drain. Eggs sanitized with this product shall be subjected to a potable water rinse only if they are to be broken immediately for use in the manufacture of egg products. Eggs must be reasonably dry before casing or breaking. The solution must not be re-used for sanitizing eggs.

**Note:** Only clean, whole eggs can be sanitized. Dirty, cracked or punctured eggs cannot be sanitized.

#### FOR CONTINUOUS TREATMENT OF CONVEYORS:

Remove visible food particles and excess soil by a pre-flush or pre-scrape. Wash with a good detergent or compatible cleaner. Rinse equipment thoroughly with potable water, then rinse equipment with a sanitizing solution. During processing, apply **Bardac® 205M-7.5** at *(insert appropriate dilution from box above here)* [or equivalent dilution] to conveyors with [BRAND NAME] [MIKRO MASTER] [or other] suitable feeding equipment. Controlled volumes of sanitizer are applied to return portion of conveyor through nozzles so located as to permit maximum drainage of sanitizer from equipment and to prevent puddles on top of belt. During interruptions in operation, coarse spray equipment, peelers, collators, slicers and saws with [BRAND NAME] [MIKRO MASTER] dispensed **Bardac® 205M-7.5** solution of *(insert appropriate dilution from box above here)* [or equivalent dilution]. Conveyors and other equipment must be free of product when applying this coarse spray. Use *(insert appropriate dilution from box above here [or equivalent dilution]. Must be 200 ppm AI Minimum)* in Wisconsin dairy processing facilities.

*{For food processing or other facilities that have installed entryway sanitizing systems:}*

#### **ENTRYWAY SANITIZING SYSTEMS:**

To reduce cross contamination between treated hard, non-porous surfaces from area to area, set the system to deliver [0.68 – 1.36 oz. per gallon of water] [2 – 4 oz. per 2 7/8 gallon of water] [400 – 800 ppm active] of sanitizing solution. The [spray] [foam] must cover the entire path of the doorway. Set the system so that a continuous wet blanket of sanitizer solution is delivered to the floor. Do not mix other foam additives to the sanitizing solution.

#### **SHOE BATH SANITIZER DIRECTIONS:**

To reduce cross contamination between treated hard, non-porous surfaces in animal areas, [and the packaging and storage areas of food plants], shoe baths containing one inch of freshly made sanitizing solution must be placed at all entrances to buildings, and hatcheries, [and production and packaging rooms]. Scrape waterproof work [boots] [shoes] and place in a use-solution of [2 oz. of **Bardac® 205M-7.5** per 5 3/4 gallons of water] [0.34 oz. of **Bardac® 205M-7.5** per gallon of water] [200 ppm active quat] [or equivalent dilution] for 3 minutes prior to entering area.

**[{This Optional Statement is Not for Use in California:}** If there is visible soil or excessive traffic, place work [boots] [shoes] in a use solution of [0.68 – 1.36 oz. per gallon of water] [2 – 4 oz. per 2 7/8 gallons of water] [400 – 800 ppm active] for 60 seconds prior to entering area.] Change the solution in the bath at least daily or more often if the solution appears diluted or soiled.

#### **SHOE FOAM SANITIZER DIRECTIONS:**

To reduce cross contamination between treated hard, non-porous surfaces in animal areas, and the packaging and storage areas of food plants. Apply a foam layer approximately 1/2 to 2 inches thick made from a solution of 8 to 12 oz. of **Bardac® 205M-7.5** per 5 3/4 gallons of water [or equivalent dilution] [800 to 1200 ppm active], at all entrances to buildings, hatcheries, production and packaging rooms by using a foam generating machine or aerator to apply the foam layer. Follow the foaming directions as specified by the manufacturer of the foam generator or aerator. Scrape waterproof work [boots] [shoes]. Stand or walk through foamed area for 3 minutes prior to entering area. Foam area must be washed and foam replaced at least daily or more often if the foam appears visibly diluted or soiled.

#### **ALGAE AND SLIME CONTROL IN COOLING AND PROCESS WATERS: {Use not approved in the State of California}**

**Bardac® 205M-7.5** is formulated to provide control of growth of algae and slime in recirculating cooling water systems and evaporative condensers as well as cooling tunnels and warmers. It can be used in cooling water for thermal processing and pasteurizing operations in dairies, breweries, soft drink and food canning plants. To control algae and bacterial slimes, use as directed. For best results, slug feed. Add directly from the product container using proper and accurate dispensing equipment. The frequency of addition needed depends on many factors. To optimize your use, follow this procedure:

**Recirculating Cooling Towers, Dairy Sweetwater, and Other Process Waters:** Initially use not more than 34 fluid ounces per 1,000 gallons of water to be treated (up to 20 ppm active quaternary). Increase dosage to 61 fluid ounces per 1,000 gallons of water, if necessary, except in dairy recirculating cooling water (commonly referred to as sweetwater) systems where dose is limited to not more than 20 ppm actives. Repeat initial dose every seven days or increase the frequency, if needed.

**FOGGING DEVICE HATCHERY ROOM DIRECTIONS:**

This product can be applied by fogging to control the growth of non-public health odor-causing bacteria on hard, non-porous surfaces in hatcheries. All surfaces must be pre-cleaned prior to fogging.

**All surfaces must be cleaned and disinfected in accordance with label directions prior to fogging.**

Remove all animals and feed from premises, vehicles and enclosures. Remove all litter and manure from floors, walls and surfaces of the room to be treated. Empty all troughs, racks and other feeding and watering appliances. Thoroughly clean all surfaces with soap or detergent and rinse with water. Close room off so fog is confined to room to be treated. Mix two parts of **Bardac® 205M-7.5** to five parts water [1 gallon of **Bardac® 205M-7.5** to 2.5 gallons water]. Insert the nozzle of the fogger through a suitable opening into the room. With the setting in maximum output, for one minute for each 4000 cubic feet of space in the room. **Under no circumstances will a room be entered by anyone within two hours of the actual fogging and a minimum of 4 air exchanges (ACH) per hour in the facility.**

**FOGGING DEVICE INCUBATOR AND HATCHER DIRECTIONS:**

This product can be applied by fogging to control the growth of non-public health odor-causing bacteria on hard, non-porous surfaces in hatcheries. All surfaces must be pre-cleaned prior to fogging.

**All surfaces must be cleaned and disinfected in accordance with label directions prior to fogging.**

Wear a dust mist respirator when mixing the use solution and pouring it into the fogging apparatus. Mix 12 ounces **Bardac® 205M-7.5** to 116 ounces water. Fog 3 - 8 ounces of this into setters and hatches immediately after transfer. Repeat daily in setters and every 12 hours in hatches. Discontinue hatcher treatments at least 24 hours prior to pulling the hatch. It is acceptable to fog setters and hatches with a 1 ounce per gallon solution of **Bardac® 205M-7.5** on an hourly or every other hour basis. If this is done, fog for 30 - 90 seconds once per hour or once every two hours. When fogging is completed, ventilate buildings, and other closed spaces. Do not house livestock or employ equipment until treatment has been absorbed or dried. Thoroughly scrub all treated feed racks, mangers, troughs, automatic feeders, fountains and waterers with soap or detergent, and rinse with potable water before reuse. **Under no circumstances will a room be entered by anyone within two hours of the actual fogging and a minimum of 4 air exchanges (ACH) per hour in the facility.**

**NOTE:** The fog generated is irritating to the eyes, skin and mucous membranes. Under no circumstances will a room be entered by anyone within two hours of the actual fogging and a minimum of 4 air exchanges (ACH) per hour in the facility. If the building must be entered, then the individuals entering the building must wear either a NIOSH approved supplied-air respirator with NIOSH approval number prefix 19C OR a self-contained breathing apparatus (SCBA) with NIOSH approval number prefix TC-13F, goggles, long sleeves and long pants.

*{Note to reviewer: For Nonrefillable Containers, Label has Household and Residential Uses}*

## **STORAGE AND DISPOSAL**

Store in original container in areas inaccessible to children. Nonrefillable container. Do not reuse or refill this container. Wrap [container] and put in trash or offer for recycling if available.

*{or}*

Store in original container in areas inaccessible to children. Nonrefillable container. Do not reuse or refill this container. Wrap [container] and put in trash or offer for reconditioning if appropriate.

*{Note to reviewer: For Nonrefillable Containers for commercial, industrial, and institutional uses – all sizes – No Reuse Rinsate Statement for Public Health Use products. Chapter 13, Table 6 of the Label Review Manual states that for “All products in containers that could be burned,” the registrant has the option to “Remain silent on burning;” therefore, no incineration language is provided for plastic containers.}*

## **STORAGE AND DISPOSAL**

Do not contaminate water, food or feed by storage or disposal.

**Pesticide Storage:** Open dumping is prohibited. Store in original container in areas inaccessible to children.

### **Pesticide Disposal:**

Pesticide wastes are acutely hazardous. Improper disposal of excess pesticide, spray mixture or rinsate is a violation of Federal Law. If these wastes cannot be disposed of by use according to label instructions, contact your State Pesticide or Environmental Control Agency, or the Hazardous Waste representative at the nearest EPA Regional Office for guidance.

### **Container Handling:**

Nonrefillable container. Do not reuse or refill this container. Clean container promptly after emptying.

**{Plastic and Metal Containers:}** Triple rinse as follows: Fill container ¼ full with water and reclose the container. Agitate vigorously, and dispose of rinsate consistent with pesticide disposal instructions. Repeat two more times. Then offer for recycling if available or puncture and dispose in sanitary landfill or by other procedures approved by state and local authorities. Follow pesticide disposal instructions for rinsate. If not triple rinsed, these containers are acute hazardous wastes and must be disposed in accordance with local, state, and federal regulations.

**{Metal containers only:}** DO NOT cut or weld metal containers.

**{Bag in Box Containers:}** Completely empty bag into application equipment. Then offer for recycling if available or dispose of in a sanitary landfill, or by incineration, or by other procedures allowed by state and local authorities.

*{Note to reviewer: For Nonrefillable Sealed Containers: Packaging options can be in sealed containers or bottles designed for use dilution systems to reduce worker exposure to the concentrate. None of these can be triple rinsed because they are closed sealed containers. The following text will be used on these sealed container types:}*

## **STORAGE AND DISPOSAL**

Do not contaminate water, food or feed by storage or disposal.

**Pesticide Storage:** Open dumping is prohibited. Store in original container in areas inaccessible to children.

**Pesticide Disposal:** Pesticide wastes are acutely hazardous. Improper disposal of excess pesticide, spray mixture or rinsate is a violation of Federal Law. If these wastes cannot be disposed of by use according to label instructions, contact your State Pesticide or Environmental Control Agency, or the Hazardous Waste representative at the nearest EPA Regional Office for guidance.

**Container Handling:** Nonrefillable container. Do not reuse or refill this container. Wrap empty container and put in trash.

*{Note to reviewer: For Refillable Containers – all sizes – No Reuse Rinsate Statement for Public Health Use products. Chapter 13, Table 6 of the Label Review Manual states that for “All products in containers that could be burned,” the registrant has the option to “Remain silent on burning;” therefore, no incineration language is provided for plastic containers.}*

## **STORAGE AND DISPOSAL**

Do not contaminate water, food or feed by storage or disposal. Refillable container. Refill this container with *[this product]* only. Do not reuse this container for any other purpose.

### **Pesticide Storage:**

Open dumping is prohibited. Store in original container in areas inaccessible to children.

### **Pesticide Disposal:**

Pesticide wastes are acutely hazardous. Improper disposal of excess pesticide, spray mixture or rinsate is a violation of Federal Law. If these wastes cannot be disposed of by use according to label instructions, contact your State Pesticide or Environmental Control Agency, or the Hazardous Waste representative at the nearest EPA Regional Office for guidance.

## **FINAL CONTAINER HANDLING**

Refillable container. Refill this container with pesticide only. Do not reuse this container for any other purpose. Cleaning the container before refilling is the responsibility of the refiller. Cleaning the container before final disposal is the responsibility of the person disposing of the container.

***{Plastic or Metal Containers:}*** To clean the container before final disposal, empty the remaining contents from this container into application equipment or mix tank. Fill the container about 10 percent full with water. Agitate vigorously, and dispose of rinsate consistent with pesticide disposal instructions. Repeat this rinsing procedure two more times. Then offer for recycling or reconditioning. If not available, puncture and dispose in sanitary landfill. If not triple rinsed, these containers are acute hazardous wastes and must be disposed in accordance with local, state, and federal regulations.

***{Metal containers only:}*** DO NOT cut or weld metal containers.

---

### Footnotes:

<sup>1</sup>Staphylococcus aureus

<sup>2</sup>Pseudomonas aeruginosa

<sup>3</sup>On hard, non-porous, non-food surfaces

<sup>4</sup>[Escherichia coli [E. coli], Salmonella enterica [Salmonella], and Listeria monocytogenes [Listeria]]

<sup>5</sup>When used according to the disinfection directions.

<sup>6</sup>Allow the surface to adjust to room temperature before disinfection or sanitization.

**PACKET LABEL TO BE USED WITH MASTER CONTAINER LABEL**  
**FOR DISINFECTION**

*{Note to reviewer: the following will be used for 0.78 oz. of concentrate:  
MIX EACH PACKET WITH 1 GALLON OF WATER }*

*{Note to reviewer: the following will be used for 1.56 oz. of concentrate:  
MIX EACH PACKET WITH 2 GALLONS OF WATER }*

*{If other packet sizes are desired, new packet label will be identical and the only things that will vary are the net contents, amount of water to dilute with and ppm active quat. Those 3 items will have to match or be equivalent to the dilution chart that is shown on page 12.}*

**BARDAC® 205M-7.5**

|   |         |
|---|---------|
| Active Ingredients:   |         |
| Octyl decyl dimethyl ammonium chloride.....   | 2.25%   |
| Dioctyl dimethyl ammonium chloride.....   | 0.90%   |
| Didecyl dimethyl ammonium chloride.....   | 1.35%   |
| Alkyl (C <sub>14</sub> , 50%; C <sub>12</sub> , 40%; C <sub>16</sub> , 10%) dimethyl benzyl ammonium chloride ..... | 3.00%   |
| Other Ingredients.....  | 92.50%  |
| Total.....  | 100.00% |

**KEEP OUT OF REACH OF CHILDREN**

**DANGER      [PELIGRO]**

See outer container for Precautionary Statements and Use directions

Disposal: Do not reuse packet. Wrap and put in trash.

EPA. Reg. No. 6836-70

EPA. Est. No. *{insert EPA Est. No. here}*

Net Contents:

Lonza, LLC, 412 Mt. Kemble Ave., Suite 200S, Morristown, NJ 07960



## SECONDARY CONTAINER LABEL

{Note to reviewer: When this product is diluted in accordance with the directions on this label, the dilution container must bear the following statements:}

### BARDAC® 205M-7.5

#### Active Ingredients:

|   |         |
|---|---------|
| Octyl decyl dimethyl ammonium chloride.....   | 2.25%   |
| Diocetyl dimethyl ammonium chloride.....  | 0.90%   |
| Didecyl dimethyl ammonium chloride.....   | 1.35%   |
| Alkyl (C <sub>14</sub> , 50%; C <sub>12</sub> , 40%; C <sub>16</sub> , 10%) dimethyl benzyl ammonium chloride ..... | 3.00%   |
| Other Ingredients.....  | 92.50%  |
| Total.....  | 100.00% |

The product in this container is diluted as directed on the pesticide product label.

### KEEP OUT OF REACH OF CHILDREN

## DANGER

#### PRECAUTIONARY STATEMENTS

##### HAZARDS TO HUMANS AND DOMESTIC ANIMALS

**DANGER.** Causes moderate eye irritation. Avoid contact with eyes or clothing. Wash thoroughly with soap and water after handling.

#### FIRST AID

**IF IN EYES:** Hold eye open and rinse slowly and gently with water for 15 – 20 minutes. Remove contact lenses, if present, after the first 5 minutes, then continue rinsing eye.

**IF ON SKIN OR CLOTHING:** Take off contaminated clothing. Rinse skin immediately with plenty of water for 15 – 20 minutes. Call a poison control center or doctor for treatment advice.

**IF SWALLOWED:** Call a poison control center or doctor immediately for treatment advice. Have person sip a glass of water if able to swallow. Do not induce vomiting unless told to do so by the poison control center or doctor. Do not give anything by mouth to an unconscious person.

Have the product container or label with you when calling a poison control center or doctor or going for treatment. For general information on product use, etc., call the National Pesticides Information Center at 1-800-858-7378. You may also contact the poison control center at 1-800-222-1222 for emergency medical treatment information.

**NOTE TO PHYSICIAN:** Probable mucosal damage may contraindicate the use of gastric lavage.

Follow the directions for use on the pesticide label when applying this product.

EPA Reg. No. 6836-70

Diluted product not for sale or distribution.

{Note to reviewer: The following are optional graphics and marketing language}

#### For Bag – In – Box Containers:

How to use this package:

This package is designed to be used with dilution control systems only. Open package and connect to dispense according to directions on box top.

Trigger Sprayers:

Fill bottle from dispenser.

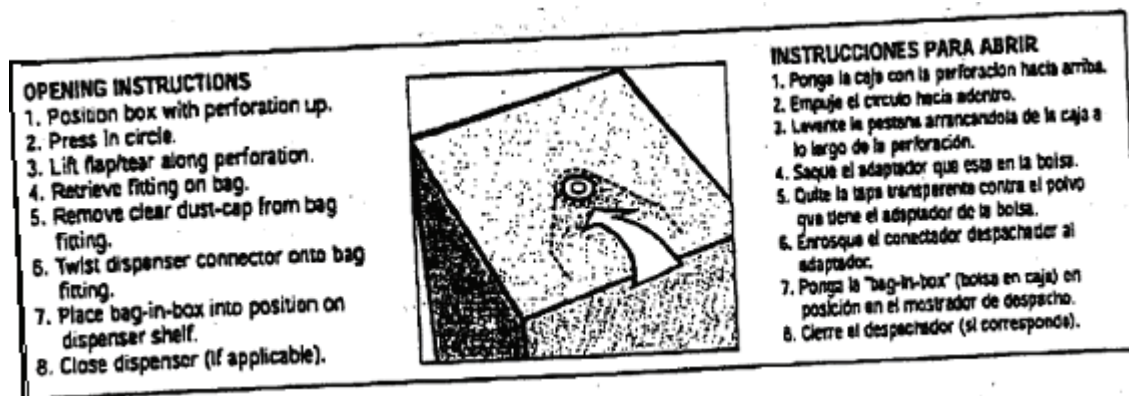
Apply to hard, non-porous surfaces as specified in directions above.

Mop Buckets:

Fill bucket from dispenser.

Set up "Wet Floor" signs.

Mop floor surface as specified in directions above



{Note to reviewer. The following may be used only if the supplemental registrant has obtained a Kosher Certification.}



[Any Kosher Symbol such as:]

[Kosher]

{Note to reviewer. Allowed on back or side panel only.}



{or}

[NSF Listed]

(Insert 6-Digit NSF Listing Number here)



**THE FOLLOWING SECTIONS CONTAIN PROPRIETARY  
LANGUAGE AND GRAPHICS.**

**THESE SECTIONS ARE ONLY AVAILABLE FOR SUPPLEMENTAL  
REGISTRANTS APPROVED FOR ITS USE.**

*{Note to reviewer, the following is optional proprietary marketing language to be used with Insta-Use Refill Cartridge and bottle}*

**{Section 1}**

Individual cartridges are not for resale.

*{Note to reviewer, the following are instructions for Insta-Use Refill Cartridge and bottle}*

**Cartridge Instructions {choose one of the following}:**

Insert cartridge as shown into empty spray bottle. Fill bottle with water to fill line on spray bottle.

Note: Do not overfill bottle. Overfilling will prevent cartridge from emptying.


*{OR}*

Insert cartridge as shown into empty spray bottle. Fill bottle with water as directed on the product label.

Note: Do not overfill bottle. Over filling will prevent cartridge from emptying.

{Note to reviewer, the following is a graphic and instructions for Insta-Use Refill Cartridge and bottle}  
{Section 1}

# Refill Directions



**3) Attach sprayer to bottle & shake gently.**

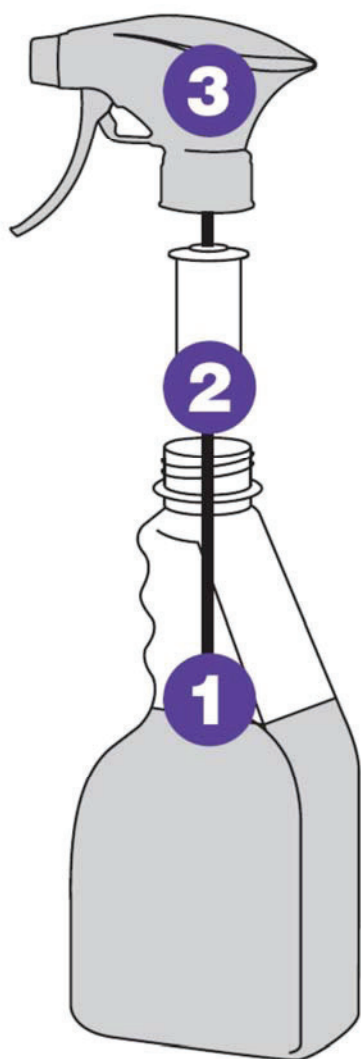
**2) Insert cartridge into bottle neck.**

**1) Fill with water to fill line.**

**NOTE:** Overfilling will prevent the cartridge from emptying completely.

{Note to reviewer, the following is a graphic and instructions for Insta-Use Refill Cartridge and bottle}  
{Section 1}

## ***Refill Directions***



**3) Attach sprayer to bottle  
& shake gently.**

**2) Insert cartridge into  
Bottle neck.**

**1) Water fill level**

**NOTE:** Overfilling will prevent  
the cartridge from emptying  
completely.

{Optional proprietary graphics}  
{Section 2}

**MONOGRAM™**  
CLEANING  DISPOSABLES

**CLEAN  
FORCE®**

**MONOGRAM™**  
CLEANING  DISPOSABLES

**CLEAN  
FORCE®**



*{Optional proprietary graphics}*  
**{Section 2}**

