


Super Sucker-Stuff H.C.™

High Concentrate

Liquid Growth Retardant for Preventing Growth of Tobacco Suckers

ACCEPTED
October 18, 1972
UNDER THE FEDERAL INSECTICIDE, FUNGICIDE AND ROBERTICIDE ACT FOR ECONOMIC POISON REGISTERED UNDER NO. *430571*



- ACTIVE INGREDIENTS:**
Potassium salt of 5-hydroxy-3-(2H)-pyridazinone* . . . 30.2%
- INERT INGREDIENTS:** 69.8%

WARRANTY: The Vendor of SALE OF THIS PRODUCT MAKES NO WARRANTY AS TO THE ACCURACY, RELIABILITY AND EFFECTIVENESS OF THE PRODUCT. It is however, responsible to mitigate the risks associated with use of this product. Because such factors as weather conditions, foreign material and manner of use for application are all beyond the control of The Ansul Company or the Seller of this product, such things as crop injury, ineffectiveness or other unintended consequences may result. **ALL SUCH RISKS ARE ASSUMED BY THE BUYER.**

Ansul warrants that this product conforms to the chemical description on the label and is reasonably fit for the purposes referred to in the directions for use as modified by the above. Ansul makes no other warranties, express or implied, including FITNESS or MERCHANTABILITY. In no case shall Ansul or the Seller be liable for consequential, special or indirect damages resulting from the use or handling of this product. The foregoing is a condition of sale by The Ansul Company and is accepted as such by the Buyer.

CONTAINER DISPOSAL: Chop holes in top and bottom. Bury 18" below soil surface at safe disposal site. Never reuse for food or water.

DIRECTIONS FOR USE:
To Prevent Sucker Development on Flue-Cured, Burley, Dark-Fire, Maryland and Cigar (Pennsylvania and Wisconsin) Tobacco: **SUPER SUCKER-STUFF H.C.**, a plant growth inhibitor, offers a new method of controlling sucker growth by keeping suckers from growing rather than by killing them. Since **SUPER SUCKER-STUFF H.C.** is absorbed and moves inside

- If your field
 - When spraying H.C. on tobacco leaves, cover
 - Wait to remove than
 - Spray H.C.

- For Wisconsin**
- Top the in your f
 - Remove, than one
 - Spray wi and remo

How to Spr
H.C. may be drawn insec pressed air :

- Tractor number note 6). manner more ro 1/3 to
- Compre single n Spray o while w

15 1972

ACTIVE INGREDIENTS

Potassium salt of
3-(2H)-pyridazinone* 30.2%

INERT INGREDIENTS: 69.8%

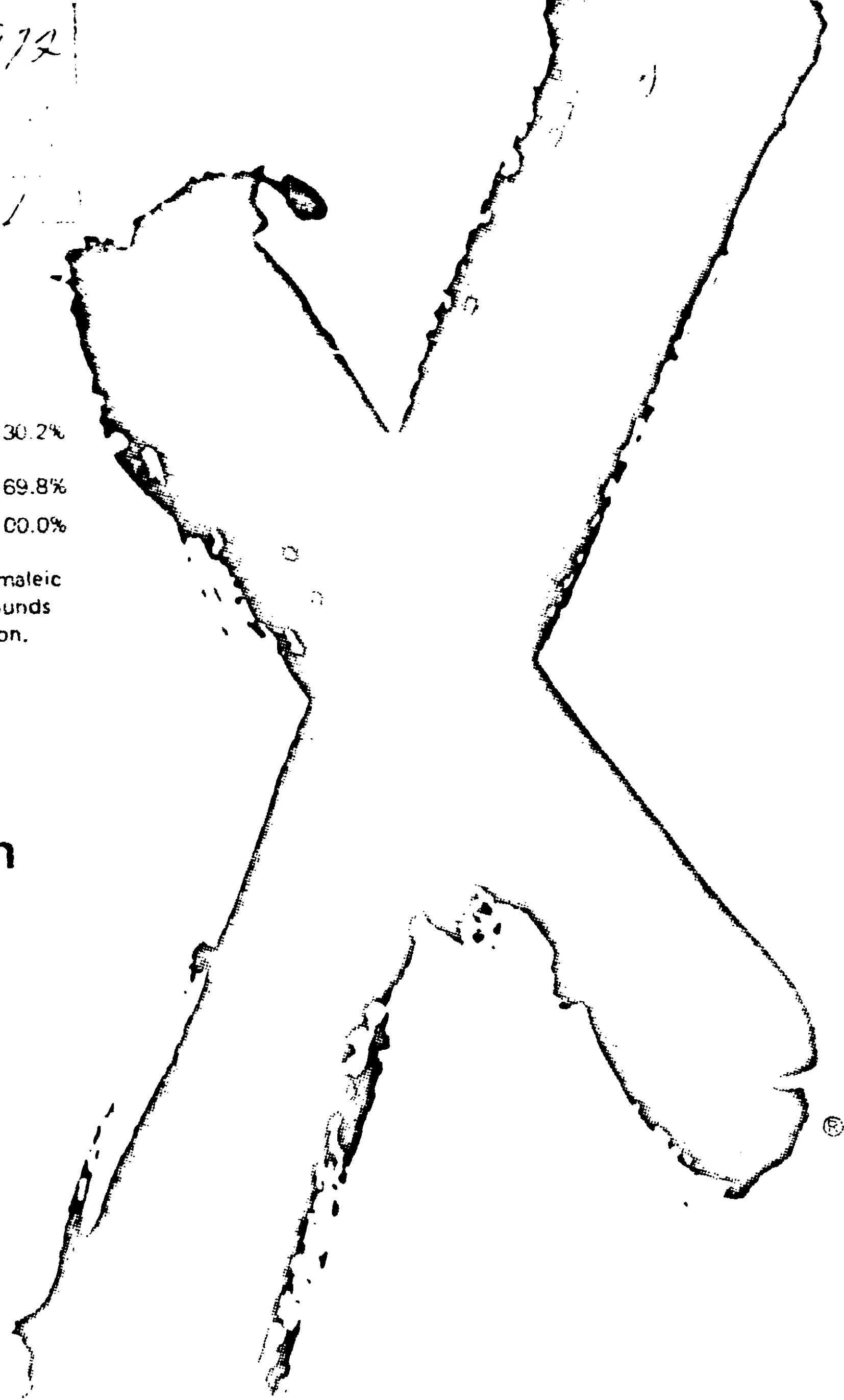
Total 100.0%

Hereafter called potassium salt of maleic hydrazide. Product contains 2.25 pounds maleic hydrazide equivalent per gallon.

CAUTION:
Keep out of the reach of children

Read entire label before using this product

Shake well before using



including FITNESS or MERCHANTABILITY. In no case shall Ansul or the Seller be liable for consequential, special or indirect damages resulting from the use or handling of this product. The foregoing is a condition of sale by The Ansul Company and is accepted as such by the Buyer.

CONTAINER DISPOSAL: Chop holes in top and bottom. Bury 18" below soil surface at safe disposal site. Never reuse for food or water.

DIRECTIONS FOR USE:
To Prevent Sucker Development on Flue Cured, Burley, Dark-Fire, Maryland and Cigar (Pennsylvania and Wisconsin) Tobacco: SUPER SUCKER-STUFF H.C., a plant growth inhibitor, offers a new method of controlling sucker growth by keeping suckers from growing rather than by killing them. Since SUPER SUCKER-STUFF H.C. is absorbed and moves inside the tobacco plant, spraying the whole plant is not necessary. Best results are obtained by spraying the upper 1/3 to 1/2 of the plant. It is very important to apply equal amounts of SUPER SUCKER-STUFF H.C. to each plant at the correct time to obtain satisfactory control.

When to Spray for Flue-Cured, Burley, Dark-Fire and Maryland Tobacco:

1. If all plants flower at about the same time, proceed as follows: As soon as the plants are in Full Flower, top, pull all suckers from early maturing plants and spray SUPER SUCKER-STUFF H.C. uniformly onto the entire field within 24 hours after topping (see notes 1-9).
2. If there is a wide range in the time of flowering, the following procedure should be used:
 - a. Go through the field and top the few early-flowering plants.
 - b. Wait until the remaining plants are in Full Flower, top them, remove all suckers from the entire field,



THE ANSUL COMPANY, MARINETTE, WIS

For Wisconsin

1. Top the in your
2. Remove, than one
3. Spray with and remove

How to Spray H.C. may be drawn insect crossed air

1. Tractor number note 6) manner more ro 1.3 to
2. Compress single no Spray or while w up and to moist plant. A to each

Amount of mended am STUFF H.C per acre, de of water pe For Flue-C vania, Wisc Apply 1.0 STUFF H.C Example: U STUFF H.C For Dark 1 SUPER SU plants.

Example: SUCKER-S per acre. Shake Well

NOTES:
1. To con SUPER proper

CAUTION: Keep out of the reach of children. Avoid inhalation of mist. Avoid contact with skin, eyes or clothing. May be harmful if swallowed.

This product is toxic to fish. Keep out of lakes, streams or ponds. Do not contaminate water by cleaning of equipment, or disposal of wastes.

WARRANTY — CONDITION OF SALE: DIRECTIONS FOR USE of this product are based on field use and tests believed reliable and should be followed carefully. It is however impossible to eliminate all risks associated with use of this product. Because such factors as weather conditions, foreign material and manner of use for application are all beyond the control of The Ansul Company or the Seller of this product, such things as crop injury, ineffectiveness or other unintended consequences may result. **ALL SUCH RISKS ARE ASSUMED BY THE BUYER.**

Ansul warrants that this product conforms to the chemical description on the label and is reasonably fit for the purposes referred to in the directions for use as modified by the above. Ansul makes no other warranties, express or implied, including **FITNESS** or **MERCHANT-ABILITY**. In no case shall Ansul or the Seller be liable for consequential, special or indirect damages resulting from the use or handling of this product. The foregoing is a condition of sale by The Ansul Company and is accepted as such by the Buyer.

CONTAINER DISPOSAL: Chop holes in top and bottom. Bury 18" below soil surface at safe disposal site. Never reuse for food or water.

DIRECTIONS FOR USE:

To Prevent Sucker Development on Flue-Cured, Burley, Dark-Fire, Maryland and Cigar (Pennsylvania and Wisconsin) Tobacco: SUPER SUCKER-STUFF H.C., a plant growth inhibitor, offers a new method of controlling sucker growth by keeping suckers from growing rather than by killing them. Since SUPER SUCKER-STUFF H.C. is absorbed and moves inside the plant, covering the whole

and apply SUPER SUCKER-STUFF H.C. within 24 hours after topping (see notes 1-9). Top leaves to be harvested should be at least 6 inches long at time of spraying.

For Pennsylvania Cigar Tobacco:

1. If your field flowers uniformly:
 - a. Top when about 1/4 to 1/2 of your plants show one or more open flowers on each head.
 - b. Wait three days after topping.
 - c. Spray SUPER SUCKER-STUFF H.C. For best results, SUPER SUCKER-STUFF H.C. should be sprayed on dry or nearly dry leaves. Avoid spraying on leaves covered with dew.
2. If your field doesn't flower uniformly:
 - a. When flowering in your field is particularly uneven, you should top when about 50 to 60 percent of the plants show one or more open flowers per head.
 - b. Wait three days after topping and remove by hand any suckers more than two inches long.
 - c. Spray SUPER SUCKER-STUFF H.C. over your entire field.

For Wisconsin Cigar Tobacco:

1. Top the field when most of the plants in your field are in full flower.
2. Remove, by hand, any suckers larger than one or two inches.
3. Spray within 24 hours after topping and removal of suckers.

How to Spray: SUPER SUCKER-STUFF H.C. may be applied with either tractor-drawn insecticide sprayer or with a compressed air shoulder sprayer.

1. Tractor-drawn insecticide sprayers. Any number of nozzles may be used (see note 6). Can be applied in the same manner as insecticide, spraying one or more rows at a time, wetting upper 1/3 to 1/2 of plant.
2. Compressed air shoulder sprayer with single nozzle spraying a wide cone. Spray one side of each tobacco row while walking at a constant rate. Use up and down motion of spray nozzle

prevent normal development of top leaves. Too late spraying will allow some sucker growth. **FULL FLOWER** is the stage when 90% of your plants have begun to shed their first flowers.

2. Rains occurring within 6 hours after spraying may reduce effectiveness.
3. At 40° F. and below, the formulation will form solids. It readily redissolves, but must be warmed to 50° F. or above. The larger the container the more time is needed to completely redissolve the precipitate.
4. Follow dosage recommendations carefully, spray field uniformly and do not use less than the minimum amount of water recommended on tobacco.
5. Do not use on tobacco plants grown for seed production.
6. Do not spray tobacco in the middle of hot, dry days when leaves are severely wilted. For best results spray during early morning, all day on cloudy days, avoiding the late afternoon or night applications. (Use a nozzle delivering a fine mist spray. Do not use a broad jet type of spray).
7. Closely hand-suckered or SUPER SUCKER-STUFF H.C. treated tobacco will not ripen as rapidly as poorly suckered tobacco. Also, under some conditions SUPER SUCKER-STUFF H.C. treated tips have a tendency to turn yellow prematurely. This is not harmful and does not mean that your tobacco is ripe. Therefore, do not harvest SUPER SUCKER-STUFF H.C. treated tobacco by using time and color of the leaves as your only guide to ripeness. Use other characteristics indicative of ripeness such as:
 - a. Fading of color from midrib.
 - b. Change in apparent leaf texture
8. If tobacco plants have been grown under drought conditions absorption of SUPER SUCKER-STUFF H.C. will be slow and results may not be as

H.C.™



surface at safe disposal site. Never reuse for food or water.

DIRECTIONS FOR USE:

To Prevent Sucker Development on Flue-Cured, Burley, Dark-Fire, Maryland and Cigar (Pennsylvania and Wisconsin)

Tobacco: SUPER SUCKER-STUFF H.C., a plant growth inhibitor, offers a new method of controlling sucker growth by keeping suckers from growing rather than by killing them. Since SUPER SUCKER-STUFF H.C. is absorbed and moves inside the tobacco plant, spraying the whole plant is not necessary. Best results are obtained by spraying the upper 1/3 to 1/2 of the plant. It is very important to apply equal amounts of SUPER SUCKER-STUFF H.C. to each plant at the correct time to obtain satisfactory control.

When to Spray for Flue-Cured, Burley, Dark-Fire and Maryland Tobacco:

1. If all plants flower at about the same time, proceed as follows: As soon as the plants are in Full Flower, top, pull all suckers from early maturing plants and spray SUPER SUCKER-STUFF H.C. uniformly onto the entire field within 24 hours after topping (see notes 1-9).
2. If there is a wide range in the time of flowering, the following procedure should be used:
 - a. Go through the field and top the few early-flowering plants.
 - b. Wait until the remaining plants are in Full Flower, top them, remove all suckers from the entire field,

drawn insecticide sprayer or with a compressed air shoulder sprayer.

1. Tractor-drawn insecticide sprayers. Any number of nozzles may be used (see note 6). Can be applied in the same manner as insecticide, spraying one or more rows at a time, wetting upper 1/3 to 1/2 of plant.
2. Compressed air shoulder sprayer with single nozzle spraying a wide cone. Spray one side of each tobacco row while walking at a constant rate. Use up and down motion of spray nozzle to moisten upper 6 to 8 leaves of each plant. Apply equal amounts of spray to each plant.

Amount of Spray: Apply the recommended amounts of SUPER SUCKER-STUFF H.C. in 20 to 50 gallons of water per acre, do not use less than 20 gallons of water per acre.

For Flue-Cured, Burley, Cigar (Pennsylvania, Wisconsin) and Maryland Tobacco: Apply 1.0 pint of SUPER SUCKER-STUFF H.C. per 1000 plants.

Example: Use 1.0 gallon SUPER SUCKER-STUFF H.C. for 8000 plants per acre.

For Dark Tobacco: Apply 2.0 pints of SUPER SUCKER-STUFF H.C. per 1000 plants.

Example: Use 2.0 gallons SUPER SUCKER-STUFF H.C. for 8000 plants per acre.

Shake Well Before Using


NOTES:

1. To control tobacco suckers apply SUPER SUCKER-STUFF H.C. at the proper time. Too early spraying may

harmful and does not mean that your tobacco is ripe. Therefore, do not harvest SUPER SUCKER-STUFF H.C. treated tobacco by using time and color of the leaves as your only guide to ripeness. Use other characteristics indicative of ripeness such as:

- a. Fading of color from midrib.
 - b. Change in apparent leaf texture
8. If tobacco plants have been grown under drought conditions absorption of SUPER SUCKER-STUFF H.C. will be slow and results may not be as good as plants grown under more favorable moisture conditions.
 9. Too little SUPER SUCKER-STUFF H.C. will result in less than desired control. Too much is wasteful and may cause burning of leaves and may reduce quality of tips.
 10. It is not corrosive to spray equipment—Avoid drift onto nearby crops.
 11. Rinse spray equipment with water after application. Do not contaminate water supplies by cleaning of equipment or disposal of wastes.

SUPER SUCKER-STUFF H.C. is manufactured by The Ansul Company, Marinette, Wisconsin 54143.

X  ANSUL are registered trademarks of The Ansul Company.

Form No.

Net Contents 5 Gallons

EPA Reg. No. 6308-71



THE ANSUL COMPANY, MARINETTE, WISCONSIN

#1 New Disclaimer Statement as follows:

WARRANTY - CONDITION OF SALE. DIRECTIONS FOR USE of this product are based on field use and tests believed reliable and should be followed carefully. It is however impossible to eliminate all risks associated with use of this product. Because such factors as weather conditions, foreign material and manner of use for application are all beyond the control of The Ansul Company or the Seller of this product, such things as crop injury, ineffectiveness or other unintended consequences may result. ALL SUCH RISKS ARE ASSUMED BY THE BUYER.

Ansul warrants that this product conforms to the chemical description on the label and is reasonably fit for the purposes referred to in the directions for use as modified by the above. Ansul makes no other warranties, expressed or implied, including FITNESS OR MERCHANTABILITY. In no case shall Ansul or the Seller be liable for consequential, special or indirect damages resulting from the use or handling of this product. The foregoing is a condition of sale by The Ansul Company and is accepted as such by the Buyer.

#2 Modification of item #2 under "NOTES" has been changed to read "6" hours rather than "12" hours as follows:

2. Rains occurring within 6 hours after spraying may reduce effectiveness.

