

Contains label (Front Panel)

Diuron 80

Wood Killer

For Controlling
Weed Seedlings
and Grasses

A Product of
The Ansul Company

CAUTION:


Keep out of the reach
of children

See back panel for
additional cautions
and use statements

Read entire label
before using this
product

ACTIVE INGREDIENTS
Diuron (3,4-Dichlorophenyl)-1
80.00%
INERT INGREDIENTS 20

Contents
4 pounds



SEE BOOKLET IN BOTTOM FLAP FOR USE INSTRUCTIONS

CAUTION: May irritate eyes, nose, throat and skin. Avoid breathing dust or spray mist. Avoid contact with face, eyes and children. In case of contact, flush with plenty of water; for eyes get medical attention. ANTIDOTE: If taken internally, induce vomiting and call physician at once.

READ ENTIRE LABEL BEFORE USING THIS PRODUCT

NOTICE: Use of this material, in a manner or at any time other than in accordance with the directions may produce plant injury, excessive residues, or other undesirable results. The Ansul Company makes no express or implied warranty other than specified on the label.

Use Precautions

IMPORTANT: Injury to or loss of desirable trees or other plants may result from failure to observe the following:

Do not apply (except as recommended for crop use), or drain or flush equipment on or near desirable trees or other plants, or on areas where their roots may extend, or in locations where the chemical may be washed or moved into contact with their roots. Do not use on lawns, walks, driveways, tennis courts, or similar areas. Prevent drift of dry powder or spray to desirable plants. Do not contaminate domestic water. Keep from contact with fish, birds, and other animals, and birds and seeds.

Thoroughly clean all traces of Diuron 80 from application equipment immediately after use. Flush tank, pump, hoses, and boom with several changes of water after removing nozzle tips and screens (clean these parts separately).

CONTAINER DISPOSAL: Do not reuse empty container. Empty equipment and container and dispose of contents by burning in a safe way from water source. Containers should be kept out of reach of children. Respect of law.

Selective Use in Crops

ALFALFA: North and Central United States, East of the Appalachians, Pacific Northwest, Arizona, California and Nevada, Eastern Colorado and Kansas.

APPLES AND PEARS: United States.

ASPARAGUS: United States.

BARLEY (Winter): Western Oregon and Western Washington.

BIRDSFOOT TREFOIL (Lotus): Western Oregon.

BLUEBERRIES, CANEBERRIES AND GOOSEBERRIES: California—Raspberries, Blackberries, Boysenberries, Dewberries, and Loganberries. Western Washington and Western Oregon—Blueberries, Caneberries, and Gooseberries. Indiana, Michigan and Ohio—Blueberries and Raspberries. Massachusetts—Blueberries. New Jersey—Blueberries.

CITRUS: Arizona (except Yuma area) and California (except Imperial and Coachella Valleys)—Oranges, Lemons and Grapefruit. Florida (except Martin, Palm Beach, Broward and Dade Counties)—Oranges, Grapefruit, Tangerines and Tangerines. Texas—Oranges and Grapefruit.

CORN (FIELD): Post-emergence—United States. Pre-emergence—Arkansas, Louisiana, Mississippi and Tennessee.

COTTON: Pre-plant—Arizona and California. Pre-emergence (United States, except Arizona and California). Post-emergence: Early Season, Late Season (Lay-By) United States.

GLADIOLUS: East of Rocky Mountains.

GRAPES: United States, East of the Rocky Mountains, New York and Pennsylvania (Control of Perennial Grapes), West of the Rocky Mountains.

GRASS SEED CROPS (Perennial): Colorado, Kansas, New Mexico and Oklahoma; Western Oregon.

OLIVES: California.

PINEAPPLE: Hawaii.

PLUMOSUS FERN: Florida.

SORGHUM (GRAIN): Southwestern States.


SUGAR CANE: Florida; Hawaii and Puerto Rico; Louisiana.

WHEAT (WINTER): Kansas, Oklahoma, Texas, Washington, Oregon, Idaho.

Non-Crop Weed Control

Around farm buildings / Storage areas / Industrial plant sites / Petroleum tank farms / Utility high-way pipeline / Lumber yards / Irrigation and Drainage ditches

X: Ansul are registered trademarks of The Ansul Company.



USDA Reg. No. 6308-69



THE ANSUL COMPANY, MARINETTE, WISCONSIN 54142

(Back Panel)


Handwritten notes at the top of the page, possibly including a date and some illegible text.

Diuron 80

Weed Killer

For Controlling
Weed Seedlings
and Grasses

A Product of
The Ansul Company



REGISTERED
5/3/71
UNREGISTERED
FOR USE IN THE ACT
ED INCE N. 6308-69 SUBJECT
TO ATTACHED COMMENTS.

Handwritten notes:
 1. ...
 2. ...
 3. ...

TABLE OF CONTENTS

GENERAL INFORMATION	2	Birdsfoot Trefoil (Lotus)	10
USE PRECAUTIONS—IMPORTANT	2	Blueberries	11
CONTAINER DISPOSAL	3	Citrus	12
DIRECTIONS FOR USE	3	Corn (Field)	14
NON-CROP WEED CONTROL	5	Cotton	15
General Weed Control	5	BAND TREATMENT	17
Irrigation and Drainage Ditches	5	SUBSEQUENT CROPS	21
SELECTIVE USE IN CROPS	6	Gladiolus	22
Weeds Controlled	6	Grapes	22
Soil Limitations	7	Grass Seed Crops (Perennial)	23
CROPS	8	Olives	24
Alfalfa	8	Pineapples	25
Apples and Pears	9	Plymorus Fern	25
Asparagus	9	Sorghum (Grain)	25
Barley	10	Sugarcane	26
		Wheat (Winter)	27

CAUTION:
Keep Out of the
Reach of Children

CAUTION: May irritate eyes, nose, throat and skin. Avoid breathing dust or spray mist. Avoid contact with skin, eyes and clothing. In case of contact, flush with plenty of water; for eyes get medical attention. Harmful if swallowed. ✓

ANTIDOTE: If taken internally, induce vomiting and call physician at once.

NOTICE: Use of this material in a manner, or at any time other than in accordance with the directions may produce plant injury, excessive residues, or other undesirable results. The Ansul Company makes no express or implied warranties, other than specified on the label.

ACTIVE INGREDIENTS:
 Diuron (3 (3,4 Dichlorophenyl)-1,
 1-dimethylurea) 80.0%

INERT INGREDIENTS: 20.0%

READ ENTIRE LABEL BEFORE USING THIS PRODUCT

APPROVED
 5/3/71
 UNREGISTERED
 FOR USE IN THE ACT
 ED INEE N. 6308-67 SUBJECT
 TO ATTACHED COMMENTS.

GENERAL INFORMATION: Ansol DIURON 80 Herbicide is a wettable powder to be mixed in water and applied as a spray for control of weeds. It is non-corrosive to equipment, non-flammable and non-volatile.

DIURON 80 Herbicide may be applied to the soil prior to emergence of weeds to control susceptible weed seedlings for an extended period depending on dosage rate used.

Results vary with soil type. Heavy soils (high in organic matter) require higher dosage rates than lighter soils (low in organic matter) to obtain equivalent herbicidal performance. Best results occur if rainfall (or irrigation) occurs within two weeks of application.

DIURON 80 Herbicide may also be used to con-

trol emerged seedling annual weeds by including a surfactant such as DuPont Surfactant WK in the spray mixture. Best results are obtained on succulent weeds growing under high humidity and temperatures of 70° or higher.

Since the effect of DIURON 80 Herbicide varies with soils, uniformity of application and environmental conditions, it is suggested that growers limit their first use to small areas; this is especially important where the operator is not completely familiar with requirements for precise application, since overdosage can result in injury to crops. For details on spray equipment and calibration see Directions For Use.

USE PRECAUTIONS—IMPORTANT: Injury to or loss of desirable trees or other plants may

result from failure to observe the following:


Do not apply (except as recommended for crop use), or drain or flush equipment on or near desirable trees or other plants, or on areas where their roots may extend, or in locations where the chemical may be washed or moved into contact with their roots. Do not use on lawns, walks, driveways, tennis courts, or similar areas. Prevent drift of dry powder or spray to desirable plants. Do not contaminate domestic waters. Keep from contact with fertilizers, insecticides, fungicides and seeds.

Thoroughly clean all traces of DIURON 80 Herbicide from application equipment immediately after use. Flush tank, pump, hoses and boom with several changes of water after removing

nozzle tips and screens (clean these parts separately).

CONTAINER DISPOSAL: Do not re-use empty container. Rinse equipment and containers and dispose of wastes by burying in non-crop lands away from water supplies. Containers should be disposed of by burying or burning. Keep out of smoke.

DIRECTIONS FOR USE: Before spraying, calibrate equipment to determine quantity of water necessary to uniformly cover area to be treated. Weigh proper amount of DIURON 80 Herbicide and mix into necessary volume of water. Material must be kept in suspension at all times by continuous agitation. Except for small areas, use fixed-boom power sprayers properly calibrated.



Handwritten notes:
2. ...
3. ...
4. ...
5. ...
6. ...
7. ...
8. ...
9. ...
10. ...

to insure a constant rate of application. Openings in screens should be equal to or larger than 50 mesh. Agitate by mechanical or hydraulic means in the spray tank. If by-pass or return line is used, it should terminate at bottom of tank to minimize foaming. Do not use air agitation.

When a range of dosage rates is listed, use the lower rates on lighter soils (sandy loams, loams, and soils low in organic matter), and the higher rates on heavier soils (clay loam, clays and soils high in organic matter).

NON-CROP WEED CONTROL: DIURON 80 Herbicide is an effective herbicide for the control of many annual and perennial grasses and herbaceous weeds on non-cropland areas where bare

ground is desired. The degree of control and duration of effect will vary with the amount of chemical applied, soil type, rainfall and other conditions.

DIURON 80 Herbicide may be used as a pre-emergence treatment at any time of the year except when ground is frozen, provided adequate moisture is supplied by rainfall or artificial means to activate the herbicide. Best results are obtained if application is made to the soil shortly before weed growth begins. If dense growth is present, remove tops and spray the ground.

Increased contact activity on established weeds may be obtained by the addition of DuPont Surfactant WK at the rate of 2 qts. per 100 gals. of spray mixture. Apply as a drenching


spray to actively growing weeds during warm weather when daily temperature will exceed 70° F.

General Weed Control: To control most weeds for an extended period of time on non-cropland such as utility, highway, pipeline and railroad rights-of-way, petroleum tank farms, lumber-yards, storage areas, industrial plant sites, and around farm buildings apply 5 to 20 lbs. of DIURON 80 Herbicide per acre to control most annual weeds. Use 20 to 60 lbs. per acre for perennial weeds; additional treatment may be required where a longer period of control is desired or when hard-to-kill, deep-rooted perennial weeds such as johnsongrass are present. In low rainfall areas, DIURON 80 Herbicide may not provide satisfactory control of deep-rooted

perennial weeds.

For weed control on small areas, use one-half cupful of DIURON 80 Herbicide per 100 sq. ft. for a dosage of approximately 50 lbs. per acre.

Irrigation and Drainage Ditches: Apply 5 to 20 lbs. per acre to control most annual weeds; use 20 to 60 lbs. per acre to control both annual and perennial weeds. For irrigation ditches, apply during the non-crop season and when ditch is not in use. To minimize movement of DIURON 80 Herbicide with irrigation water (to avoid possible crop injury), it is essential that the herbicide be fixed in the soil by moisture. Apply before expected seasonal rainfall (if possible when soil in the ditch is still moist). Following treatment, if rainfall has not totaled at least



Handwritten notes:
1. 1/4 lb. DIURON 80 Herbicide per acre plus Surfactant WK control seedling pigweed.
2. Rates of 1/2 lb. per acre control seedling weeds such as crabgrass, goosegrass, barnyardgrass (watergrass), crowfoot, pigweed, purslane and annual morningglory. Best results are obtained under conditions of high humidity and temperatures over 70° F.

4 inches, fill ditch with water and allow to stand for 72 hours; drain off and waste remaining water before using ditch. Do not treat any ditch into which roots of trees or other desirable plants may extend as injury may result.

SELECTIVE USE IN CROPS:

Weeds Controlled: DIURON 80 Herbicide as a pre emergence treatment selectively controls germinating seedling weeds in certain crops. Rates of 3/4 to 1 lb. per acre control some annuals including crabgrass, barnyardgrass, pigweed, purslane, lambsquarters and ragweed. At 1 1/2 to 2 lbs. per acre, seedling weeds such as bluegrass (*Poa annua*), annual sweet vernalgrass, foxtail, rattail fescue, red sprangletop, velvetgrass, chickweed, corn spurry, dog fennel, Amsinckia (fiddle-

neck), gromwell, groundsel, knawel, shepherd-spurge, tansymustard, wild lettuce, wild mustard, annual groundcherry and annual morningglory are controlled. In addition, 2 to 6 lbs. per acre control weeds such as annual lovegrass, annual ryegrass, sandbar, ricegrass, orchardgrass, seedling johnsongrass, annual smartweed, annual sow-thistle, buttonweed, corn speedwell, horseweed, kochia, kyllinga, Mexican clover, hawksbeard, peppergrass, pineappleweed, pokeweed, rabbit tobacco, ageratum, Spanish needles and wild radish.

Partial control of quackgrass and horsenettle usually occurs with 4 lbs. per acre, partial control of maidencane, pangolagrass and guineagrass usually occurs with treatments of 8 to 10 lbs. per acre.

Results vary with soil types (the lower rates are effective on the lighter soils and higher rates on heavier soils) and environmental conditions. Sufficient moisture in the form of rainfall or irrigation is necessary after treatment to carry the chemical into the root zone of germinating weeds. Any well established weeds should first be eliminated by mechanical or other means. For best results, the soil should be well prepared and as free as possible from trash and clods. Unless otherwise directed, surface of the soil should not be cultivated or disturbed after application of DIURON 80 Herbicide as efficiency may be reduced.

DIURON 80 Herbicide plus surfactant is an effective treatment of emerged seedling weeds for use as a directed post-emergence spray in

certain crops. Rates as low as 1/4 lb. DIURON 80 Herbicide per acre plus Surfactant WK control seedling pigweed. Rates of 1/2 lb. per acre control seedling weeds such as crabgrass, goosegrass, barnyardgrass (watergrass), crowfoot, pigweed, purslane and annual morningglory. Best results are obtained under conditions of high humidity and temperatures over 70° F.

Soil Limitations: Crop injury may result from failure to observe the following:

Unless otherwise directed, do not use (1) on light (sand, loamy sand or gravelly) soils (2) on apples, barley, citrus, cotton (pre-plant and lay-by), grapes, olives, pears, plumosus fern, sorghum, sugarcane and winter wheat where organic matter is less than 1% (3) on alfalfa, blue-

APPROVED
5/3/71
UNIVERSITY OF CALIFORNIA
FOR THE DIRECTOR OF AGT
EDWARD R. BASTEN
6308-69 SUBJECT
TO ATTACHED COMMENTS.

berries, birdsfoot trefoil, caneberrles, gaidolus and gooseberries where organic matter is less than 2%.

Unless otherwise directed, do not replant treated areas to any crops within two years after last application as injury to subsequent crops may result.

CROPS

All rates are expressed as broadcast rates: Where band applications are specified, use proportionately less. For example, use 1/3 of the broadcast rate when treating a 14-inch band where row spacing is 42 inches. Unless otherwise directed, surface of soil should not be cultivated or disturbed after application as crop injury may result.

ALFALFA: Use in areas where alfalfa becomes winter dormant and in areas of California (north of the Tehachapi Mountains) where alfalfa becomes semi-dormant. Use 1 1/2 to 3 lbs. per acre (except east of the Appalachian Mountains use 1 1/2 to 2 lbs.). Apply anytime after alfalfa is dormant in the fall but before crop begins growth in the spring. For control of volunteer alfalfa seedlings in the Far West, use 4 lbs. per acre (see Soil Limitations).

Treat only stands established for one year or more. Do not apply to seedling alfalfa nor to alfalfa grass mixtures; do not apply to established alfalfa with unusually shallow root penetration (such as shallow hard pans, in alkali spots) as crop injury may result.

Pacific Northwest: Apply in the fall after alfalfa becomes dormant but no later than mid-December.

Arizona, California and Nevada: Application may be made on dormant alfalfa as late as January.


Eastern Colorado and Kansas: For control of tansymustard, apply 1 lb. shortly after emergence of mustard in the fall or winter and 2 lbs. if weeds are 2 to 4 inches tall. If other annual weeds are present, use 2 to 3 lbs. in February or March.

Other Areas: Where alfalfa becomes winter dormant, apply in March or early April before spring growth begins.

APPLES AND PEARS: Use only under trees established in the orchard for at least 1 year. Apply 4 lbs. per acre to areas under individual trees or as a band in the tree row; avoid contact of foliage or fruit (see Soil Limitations). Apply in the spring (March through May). Do not treat dwarf varieties.

✓ **Far West:** Treatment may be made in winter (December through February) or apply 2 lbs. as post-harvest treatment followed by 2 lbs. in the spring.

ASPARAGUS: Do not apply to newly seeded asparagus nor to young plants during the first growing season after setting nor on plants with



exposed roots as severe injury may result. Apply as a band or broadcast treatment. On light sandy soils and other soils low in clay or organic matter, apply 1 to 2 lbs. per acre. On soils high in clay or organic matter, use 2 to 4 lbs. per acre. Two applications may be used; the first application should be made before weeds become established but no earlier than 4 weeks before spear emergence and no later than the early cutting period (if weeds are controlled into the cutting period by cultural practices, application may be delayed until immediately after the last cultivation); a second application may be made immediately following completion of harvest provided rainfall is expected. When two applications are used in one season, do not exceed 3 lbs. per acre per application. In Washington (irrigated crop), apply only a single treat-

ment of 4 lbs. per acre in late November or December.

BARLEY (Winter)—Western Oregon and Western Washington: Apply a single treatment of 1 1/2 to 2 lbs. per acre as soon as possible after planting but before emergence of barley (see Soil Limitations). Do not apply to cloddy or compacted ground where seed is exposed or improperly planted. Treated area should not be replanted to any rotational crop within 1 year after last application as injury to the subsequent crop may result.

BIRDSFOOT TREFOIL (Lotus)—Western Oregon: Treat only established stands at least 1 year old. Apply a single treatment of 2 lbs. per acre when trefoil is dormant (October 15 to December 15; see Soil Limitations). Do not

apply to seedling trefoil as injury may result. Do not replant treated areas to any crop within 1 year after application as crop injury may result.


BLUEBERRIES, CANEBERRIES AND GOOSEBERRIES: Apply only to fields which have been established for at least 1 year. Do not apply to berries interplanted with fruit trees, do not apply to plants whose roots are exposed as injury may result, see Soil Limitations. Spray only ground at base of bushes, avoid spraying foliage as injury may result.

California — **RASPBERRIES, BLACKBERRIES, BOYSENBERRIES, DEWBERRIES and LOGANBERRIES:** For control of winter annual weeds, apply 2 lbs. per acre as a band application at base of canes or bushes in October or November.

A second treatment at the same rate in late spring controls summer annuals. A single application of 3 lbs. per acre in January or February will control both winter and summer annuals in some areas but the separate fall and spring schedule is preferred.

Western Washington and Western Oregon—**BLUEBERRIES, CANEBERRIES and GOOSEBERRIES:** Same schedule as recommended in California.

Indiana, Michigan and Ohio—**BLUEBERRIES:** Make a band application of 2 to 4 lbs. per acre in late spring but before germination and growth of annual weeds. As an alternative, apply 2 lbs. per acre in the fall and repeat at the same rate in the spring.



Indiana, Michigan and Ohio—**RASPBERRIES:** Make a single application as a band treatment at a rate of 3 lbs. per acre in the spring before germination and growth of annual weeds.

Massachusetts—**BLUEBERRIES:** For control of summer annuals, make a single application as a band treatment at a rate of 2 lbs. per acre in late spring, but before germination and growth of weeds.

New Jersey—**BLUEBERRIES:** For control of winter annual weeds, apply 2 lbs. per acre as a band treatment in October, November or December.

12

✓ **CITRUS:** Use only under trees established in the grove for at least one year. Apply as a directed spray avoiding contact of foliage and fruit with spray or drift. Time application as indicated for specific areas, except application may be initiated any time of the year where sprinkler or flood irrigation can be timed to activate the herbicide. Established perennial weeds require other special control procedures. Do not apply under citrus trees that have been subjected to freezing within 6 months; do not apply in home plantings of citrus or in areas where the roots of other valuable plants or trees may extend as injury may result; see Soil Limitations.

Arizona (Except Yuma Area) and California


(Except Imperial and Coachella Valleys)—**ORANGES, LEMONS AND GRAPEFRUIT:** Make a single application of 3 to 4 lbs. per acre as a broadcast spray shortly after grove has been laid up in final form (non tillage program) in late fall or early winter. As an alternative, apply 2 lbs. per acre in October or November, and repeat at the same rate in March or April. Subsequent annual applications of 2 to 3 lbs. will usually give adequate weed control.

Florida (except Martin, Palm Beach, Broward and Dade Counties)—**ORANGES, GRAPEFRUIT, TANGELOS AND TANGERINES:** Apply 4 lbs. per acre followed by the same rate 4 to 6 months later. As an alternative, make a single

application of 4 to 8 lbs. per acre. On non-bearing trees, treat when winter banks are pulled down. On bearing citrus, apply any time when seasonal rains are expected.

For control of paragrass, guineagrass, maidencane, primrose willow, seamyrtle and loosestrife in ditches adjacent to citrus groves, use 1 lb. DIURON 80 Herbicide per 1000 sq. ft. (40 lbs. per acre) using sufficient spray volume (at least 4 gals. per 1000 sq. ft.) to provide thorough and uniform coverage of the ditch. Apply in the spring before weed growth starts or after removal of vegetation. Repeat treatment on a spot basis to control hard to kill species such as guineagrass. In flooded groves, do not treat water furrows between the beds as injury to the trees may result.

13



Texas—ORANGES AND GRAPEFRUIT: Apply a single treatment of 2 to 4 lbs. per acre for annual weeds. Use 4 to 6 lbs. per acre for control of johnsongrass seedlings. Best results accompany application in the spring; well established weeds should be eliminated by cultivation prior to treatment.

CORN (FIELD)—Post-emergence—Apply 3-4 lbs. per acre in combination with non pressure nitrogen solution. If nitrogen solution is not used, apply 1 lb. DIURON 80 Herbicide per acre and add 1 1/2 pts. Surfactant WK per 40 gals. spray mixture. Apply as a single directed post-emergence spray when the corn is at least 20 inches high and weeds are no taller than 3 inches. DO

NOT SPRAY OVER TOP OF CORN. Do not replant to any crop within one year except that cotton, corn and grain sorghum may be planted the spring following treatment.


Pre-emergence—Arkansas, Louisiana, Mississippi and Tennessee: Make a single treatment of 2-3 to 1 lb. per acre as a broadcast or band treatment using the higher dosage on heavier soils (loam, clay loam). Do not use on light (sand, loamy sand or gravelly) soils as injury may result; plant corn at least 1 1/2 inches deep; do not replant treated areas to crops other than corn or cotton within 4 months following band treatment and 6 months following broadcast treatment as crop injury may result.

COTTON — Pre plant — Arizona and California Only: Apply 1 to 1 1/2 lbs. per acre as a broadcast spray after furrows for pre planting irrigation have been formed; apply either just prior to planting or after the pre planting irrigation but before seed beds are dragged off in preparation for planting (see Soil Limitations)

Prior to planting, drag off the top of the seed bed and plant in untreated soil. Treated soil is returned to the bed after planting when irrigation furrows are re formed. If more than 2 furrowing-out operations are performed prior to lay-by, weed control in the furrow bottoms may be lost. A lay-by application also may be made but the combined total per season must not exceed 1.2 lbs. diuron per acre on sandy loam, nor 2.2 lbs. diuron per acre on clay.

Pre-emergence-(except Arizona and California): Make a single application as a broadcast or a band spray after planting but before cotton emerges. Use at the following rates:

(See next page)



BROADCAST TREATMENT

Soil Type*	Spray Mixture Lbs. DIURON 80 Herbicide 25 to 40 Gals. Water Per Acre	Lbs. Diuron Applied Per Acre
Loamy sand	0.6	0.5
Sandy loam, loam, silt loam and silt	1.0	0.8
Sandy clay loam, clay loam, silty clay loam, and sand clay	1.25	1.0
Silty clay and clay	2.0	1.6

*Do not use on sand as crop injury may result. For heavy clay soils (high in organic matter) use a Monuron Herbicide.

Handwritten notes:
 1000 lbs. DIURON 80 Herbicide
 25 to 40 Gals. Water Per Acre


BAND TREATMENT: Use proportionately less; for example, for 14 inch band on 42 inch row, use 1/3 of broadcast rate

Apply immediately after cotton is planted; whenever possible, planting and spraying should be combined in one operation. For best results, soil should be well prepared and as free as possible from trash and clods. Shallow incorporation (no deeper than 1/4 inch) with a rotary hoe or similar equipment following planting usually improves results particularly during dry weather. A wide press wheel following planting should be used to provide a level seed bed for subsequent early season post-emergence treatments.

Treatment usually provides weed control for a

period of 3 to 8 weeks. Sufficient moisture (usually 1 to 2 inches) in the form of rainfall or irrigation is necessary after treatment to carry the chemical into the root zone of germinating weeds; best results are obtained when this occurs within 2 weeks after application. If moisture is insufficient to activate DIURON 80 Herbicide or if soil becomes crusted before crop emerges, a shallow rotary hoeing (no deeper than 1/4 inch) should be made before weeds become well established.

If initial seeding fails to produce a stand, cotton may be replanted in soil treated with DIURON 80 Herbicide. Wherever possible, avoid disturbing original bed. If necessary to rework soil before replanting, use shallow cultivation such as discing; do not re-list nor move soil into the



original drill area; plant seed at least 1 inch deep; do not re-treat field with a second pre-emergence application of DIURON 80 Herbicide during the same crop year as injury to the crop may result.

leaves with spray or drift, or crop injury may result.

Post-emergence: Early Season—Apply in combination with Surfactant WK as a directed spray when cotton is at least 6 inches tall and when weeds do not exceed 2 inches in height; a second application may be made if needed. Control of weeds under drought stress or over 2 inches in height is usually impractical. Apply as a band treatment only, directing spray to cover weed foliage. **DO NOT SPRAY OVER TOP OF COTTON.** Use pressure of 20 to 25 psi and adjust nozzles to minimize contact of cotton


BAND TREATMENT

Amount Per Acre of Cropland when Applied to 14" Band on 42" Rows (In 10 to 15 Gals. Water)*

Weed Problem	DIURON 80 Herbicide	Active Diuron
Annual Weeds	0.18 lb. (2.8 ozs.)	0.14 lb. (0.4 lb.)**
Pigweed	0.09 lb. (1.4 ozs.)	0.07 lb. (0.2 lb.)**

* Include Surfactant WK at 1 pt. per 25 gals. of spray; dilute with 10 parts water and add as last ingredient to nearly full tank.

** Equivalent broadcast rates in parentheses.




Late Season (Lay-By)—Use 1 to 1 1/2 lbs. DIURON 80 Herbicide (1 to 2 lbs. in Arizona and California) in 25 to 40 gals. water per acre as a directed spray (see Soil Limitations). Apply when cotton is at least 12 inches high (at least 20 inches for Pima S 2). Keep contact of spray or drift on cotton plants to a minimum. **DO NOT SPRAY OVER TOP OF COTTON.** For control of germinating weed seedlings, apply immediately after last cultivation, directing spray to cover the soil beneath cotton plants and between rows. Alternatively, for control of emerged annual weeds (4 inches or less in height) at lay by time, add 1 pt. Surfactant WK for each 25 gals. spray, apply as a directed spray to cover weed foliage beneath cotton plants and between rows. **NOTE** Treatment of 1/2 to 3/4 lb. DIURON 80 Herbicide per acre plus

surfactant followed by the same treatment later, if needed, may be used as an alternate to the preceding recommendation.

In irrigated cotton, best pre-emergence weed control is obtained if the field is irrigated within 3 to 4 days after application; thoroughly wet the surface of the ground over the row to carry the herbicide into the root zone of germinating weeds.

SUBSEQUENT CROPS:

DIURON 80 Herbicide Type of Application	Crops That May Follow Treated Cotton
Band Pre or Post emergence	Any crop 4 months after last application
Band Pre plus Post emergence or - Broadcast Pre-emergence (and pre-Plant)	Cotton, soybeans, corn or grain sorghums (not sorghos or forage sorghums nor grass sorghums) the next spring. Do not re-plant treated areas to any other crop within one year after last application as injury to subsequent crops may result.
Broadcast Pre-emergence plus band post emergence	
Broadcast Post-emergence (lay by)	Cotton, corn, grain sorghums (not sorghos or forage sorghums nor grass sorghums) the next spring. Do not re-plant treated areas to any other crop within one year after last application as injury to subsequent crops may result.



NOTE: During a single crop season, do not exceed the following amount of Diuron per acre as injury to subsequent crops may result: 0.8 lbs. on loamy sand; 1.2 lbs. on sandy loam; 1.6 lbs. on clay loam; and 2.2 lbs. on clay.

GLADIOLUS- East of Rocky Mountains: Apply 1 to 2 lbs. per acre as pre-emergence and/or directed post-emergence treatments (see Soil Limitations); if used for both do not exceed 1 lb. of DIURON 80 Herbicide per acre per application, or a total of 2 lbs. per season. On Corniel plantings, apply 1 lb. per acre pre- or post-emergence, but not more than once. Do not use on Corniel plantings in Florida; do not spray over top of gladiolus foliage nor allow spray to drift onto foliage as injury may result.

GRAPES: Apply only to established vineyards (at least 3 years old) as a band treatment to grape rows. Do not apply to vines with trunks less than 1 1/2 inches in diameter as injury may result.

NOTE: On soils low in clay or organic matter (less than 2%) severe plant injury may result if unusually heavy rains follow treatment and this risk must be assumed by the user.

East of the Rocky Mountains: On soils low in clay or organic matter (1 to 2%), use 2 to 3 lbs. per acre; on soils high in clay or organic matter, use 3 to 6 lbs. (see Soil Limitations). Apply in the spring just prior to germination and growth of annual weeds.

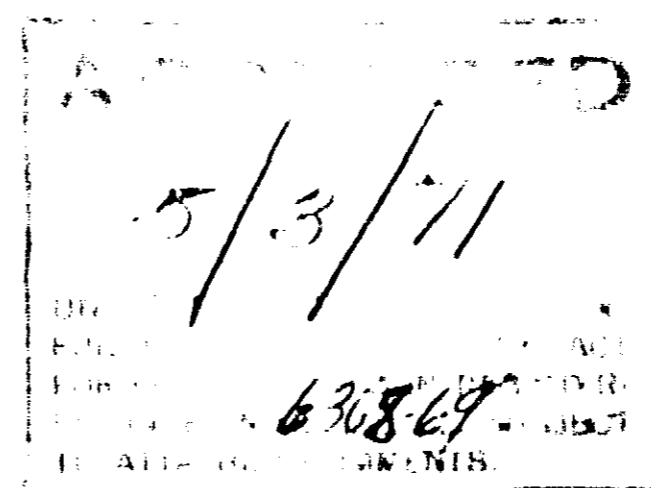
New York and Pennsylvania Control of Perennial Grasses: Apply only to established vineyards, at least 4 years old, to control perennial grasses such as quackgrass, timothy and orchardgrass, with a band treatment to a depth of 2 to 4 inches high under the trunk at the rate of 3 to 12 lbs. per acre. Band width should not exceed 30 inches. Make one application in the spring of the year and do not apply the 3 to 12 lbs. per acre rate more than once every 4 years. Use on heavy soil types such as loams, silt loams, clay loams. Do not use in areas where grape roots are shallow or exposed, because of high bedrock, poor drainage, or erosion, as injury to grapes may result.

West of the Rocky Mountains: Apply in December, January or February. For initial treatment,

apply 2 to 4 lbs. per acre in December or January. For subsequent treatments, apply 2 lbs. per acre. As an alternative to the above, apply 2 lbs. of Diuron 80 Herbicide per acre in October or November and repeat application at the same rate in March or April.

GRASS SEED CROPS (Perennial): In areas as specified, apply only to established plantings at least 1 year old; see Soil Limitations.

Colorado, Kansas, New Mexico and Oklahoma: On switchgrass, side oats grama and sand blue-stem, apply 2 to 3 lbs. per acre during the dormant period shortly before weed seedlings emerge. Do not apply after crop begins growth.



in the spring as crop injury may result. In fields where ash residues have accumulated from burning straw, use 3 lbs. per acre; spread unburned chaff or straw with a harrow or chopper before application.

Western Oregon: On alta fescue, Highland bentgrass, Astoria bentgrass, orchardgrass, Kentucky bluegrass (Merion bluegrass), apply 2 to 4 lbs. per acre between October 1 and November 15. In fields where ash residues have accumulated from burning straw, use 3 to 4 lbs. per acre; spread unburned chaff or straw with a harrow or chopper before application. If perennial velvetgrass (*Holcus lanatus*) is a problem, use 4 lbs. per acre. For best results, apply as soon as possible after fall rains start. Established weeds (beyond 2 to 4 leaf stage) should be removed

prior to treatment.

Well established vigorous stands of spring planted alta fescue, orchardgrass and Kentucky bluegrass may be treated the following fall provided the crop is planted before April 1 and treatment is not applied before October 15; use DIURON 80 Herbicide at 2 lbs. per acre.

✓ **OLIVES—California:** Use only under trees established in the grove for at least 1 year. Do not apply in areas where roots of other valuable plants or trees may extend as injury may result. Apply 2 lbs. per acre after the grove is laid-up in final form in late October or November (see Soil Limitations). A second application of 2 lbs. per acre should be made in March or April. Remove weed growth prior to treatment. Avoid


contact of foliage with spray or drift.

PINEAPPLE—Hawaii: Apply 4 to 8 lbs. per acre as a broadcast spray immediately after planting and prior to weed emergence. Use 4 lbs. per acre after harvesting plant crop (for ratoon crop). For plant crop only, a second and third broadcast or interspace application may be made prior to differentiation at the rate of 2 lbs. per acre at intervals of not less than 2 months. Additional applications to plant crop may be made as needed to interspace only using 2 lbs. per acre. Do not apply more than 3 broadcast sprays (maximum 12 lbs. per acre) prior to differentiation nor more than 16 lbs. total per acre per plant crop. Treated areas may be planted to pineapple or sugarcane 1 year after last application.

PLUMOSUS FERN—Florida: Treat only established stands at least 1 year old. Apply 3 lbs. per acre following hand weeding and 3 to 5 days after mowing of fern (see Soil Limitations). Do not cultivate or disturb soil after application as crop injury may result.

SORGHUM (GRAIN)—Southwestern States: Apply 1/4 to 1/2 lb. per acre as a directed post-emergence broadcast or band treatment after sorghum is 15 inches tall to control weeds 2 to 4 inches in height (see Soil Limitations). **DO NOT SPRAY OVER TOP OF SORGHUM.** Add 1 pt. Surfactant WK per 25 gals. spray. Apply at spray pressures of 20 to 25 psi to minimize drift.

Use the lower rate on broadleaved weeds up to 2 inches tall. Use the higher rate on grasses up to



2 inches and broadleaved weeds up to 4 inches tall. When the lower rate is used, a second application may be made if needed provided that the total herbicide applied in one crop year does not exceed 1/2 lb. of DIURON 80 Herbicide per acre. Treatment of weeds under drought stress is usually ineffective. Do not replant treated areas to crops other than cotton or corn within 4 months following band treatments and 6 months following broadcast treatment as crop injury may result.

SUGARCANE: To prevent possible crop injury on new cane varieties, tolerance to DIURON 80 Herbicide should be determined prior to adoption as field practice. Do not treat sugarcane growing on thinly covered sub-soils or rocky areas as crop injury may result; see Soil Limita-

tions. Temporary chlorosis of the crop may result from application over emerged cane; to minimize chlorosis, use directed post emergence sprays.

Florida: For high organic soils, apply 2 to 4 lbs. per acre as a broadcast or band spray prior to weed emergence after planting or after harvesting plant crop (for ratoon crop). A second and third application of 2 lbs. per acre may be made as needed by directed spray inter-row. Do not apply more than 3 treatments nor more than 6 lbs. total per acre between planting (or ratooning) and harvest.

Hawaii and Puerto Rico: Apply 4 to 8 lb. per acre as a broadcast spray prior to weed emergence after planting or after harvesting plant crop

(for ratoon crop). A second and third application of 2 to 4 lbs. per acre may be made as a broadcast spray over emerged cane or by directed spray inter-row.


If weeds are emerged, add a surfactant (such as Surfactant WK, "Osamul" 95 or "Sterox" SK) to the spray mixture at the rate of 1 to 2 qts. per 100 gals. and apply as a directed spray. **DO NOT SPRAY OVER TOP OF CANE**

Do not apply more than 3 treatments nor more than 10 lbs. (Puerto Rico) or 12 lbs. (Hawaii) total per acre between planting (or ratooning) and harvest. Treated areas may be planted to sugarcane or pineapple one year after last application.

Louisiana: Use on plant cane seeded on fallowed ground. Make a single application of 3 to 3 3/4 lbs. per acre at either of the following times.

Fall treatment (August through October)—Treat a 2 foot band over the row after planting of cane, but before weeds or cane emerge. **Spring treatment (January through April)** — If shoving and off-barring are practiced, treat a 2 foot band over the row before weeds or cane emerge.

WHEAT (WINTER): Seed bed must be well prepared before pre emergence application. Crop injury may result if application is made to ground which is cloddy or compacted, resulting in exposed or improperly planted seed. Whenever seed bed preparation and planting are carried out during abnormally dry weather, resulting



in a surface layer of dust over planted seeds, application should not be made until the dust is settled by rainfall or irrigation.

Do not use on thinly covered or exposed subsoil areas (clay knobs), as injury to the crop may result; see Soil Limitations. Treated areas should not be replanted to any other crop within 1 year after last application as injury to the subsequent crop may result.

Do not apply post emergence treatments where winter climatic conditions have caused heaving of wheat plants or after wheat has reached the boot stage as injury to the crop may result.

Kansas, Oklahoma and Texas: Make a single post emergence application at the rate of 1 1/2 to 2 lbs. per acre. Apply in the spring as soon as

wheat (fall planted) starts to grow and before weeds are 2 inches tall. Application later than May 1 may give poor results.

Washington, Oregon and Idaho:

East of Cascade Range: Make a single application at the rate of 1 to 1 1/2 lbs. per acre.

In areas having an average annual rainfall exceeding 16 inches: **Fall Treatment:** For early fall-planted wheat (seeded before September 10), apply 3 to 6 weeks after planting but before weeds are 3 to 4 inches tall. Treatment after October 1 has generally given best results. Application should not be made after soil freezes in the fall. Wheat planted in late October should not be treated until the following spring. **Spring Treatment:** Apply as soon as wheat starts to

grow in the spring. Treatment made prior to April 10 will usually give good results, provided weed growth is less than 4 inches tall. Application later than May 1 may give poor results.

In areas having an average rainfall from 10 to 16 inches: **Fall or Winter Treatment:** After wheat is planted in the fall, apply when sufficient moisture is available to germinate wheat seed. Make application before weeds are 2 inches tall and before the soil freezes. Application later than March 1 may give poor results.

NOTE: If fall planted wheat fails to grow due to winter kill or adverse growing conditions after fall treatment with DIURON 80 Herbicide only fields treated before November 1 may be replanted to spring wheat. Spring wheat should not be

planted before April 1, and only after deep discing and plowing to a depth of 4 to 6 inches prior to planting. Do not retreat field with a second application of DIURON 80 Herbicide during the same crop year or injury to the crop may result.

West of Cascade Range: Make a single application at the rate of 1 1/2 to 2 lbs. per acre. Apply as soon as possible following planting. If wheat and weeds have emerged, apply before weeds are 3 to 4 inches tall.

X, 81 are registered trademarks of The Ansul Company.

*DIURON 80 Herbicide is manufactured by The Ansul Company, Marinette, Wisconsin 54143.

Net contents 4 lbs. USDA Reg. No. 6308-69

Form No. C

29

