

ACCEPTED

MAR 27 1975  
6284 25-539  
UNDER THE FEDERAL INSECTICIDE  
FUNGICIDE AND RODENTICIDE ACT  
FOR MARKING PURPOSES REFER  
TO LABEL NO.

42 4237



AVAILABLE  
90%  
CHLORINE

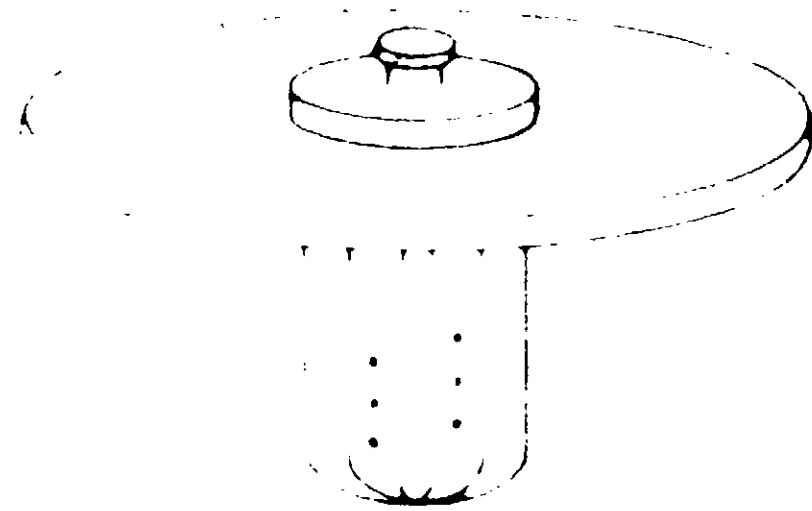
# tri-chlorine™ CONCENTRATE

## Tablet Cartridge

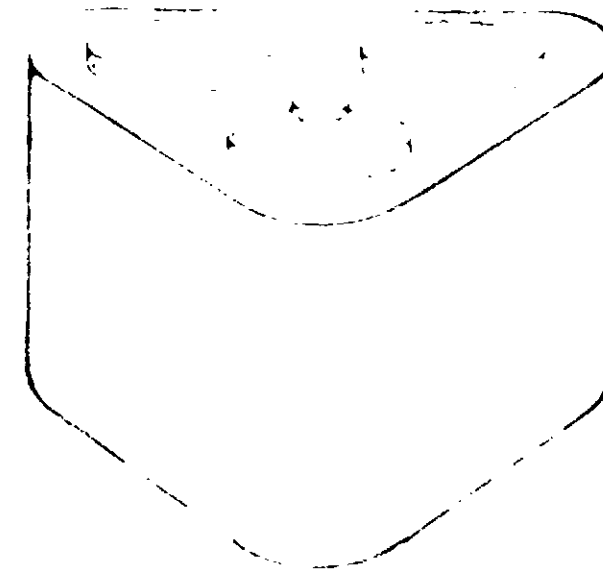
NET WEIGHT: 4 POUNDS

EPA REG. NO. 100-100-0100

### FLOATING CHLORINATOR



### REPLACEMENT CARTRIDGE



#### ACTIVE INGREDIENTS

Trichloro-s-triazinetriene

Available Chlorine

90%

#### DANGER

Keep Out of Reach of Children

See additional precautions and instructions on label page.

ACCEPTED

MAR 27 1975

6284-25-539

UNDER THE FEDERAL PESTICIDE  
FUNGICIDE AND ROVEMENTS ACT  
FOR MONITORING POLSON REGISTER  
ED UNDER NO.

42 4237



AVAILABLE  
90%  
CHLORINE

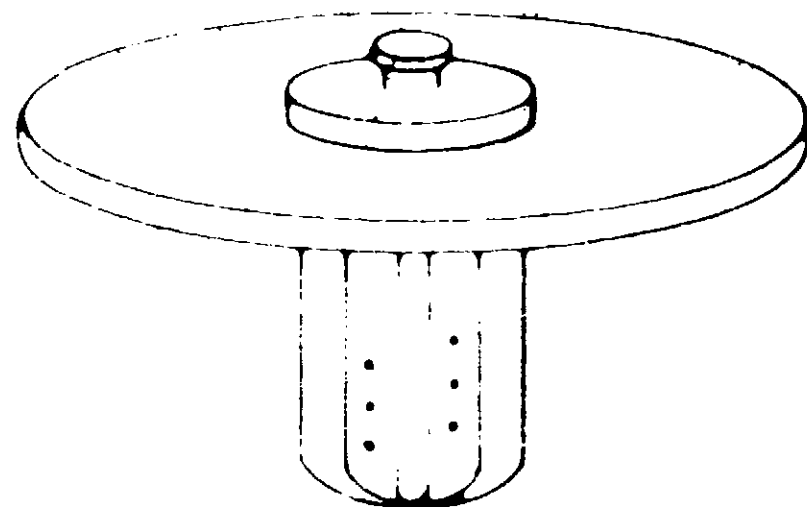
**tri-chlorine™**  
CONCENTRATE

**Tablet  
Cartridge**

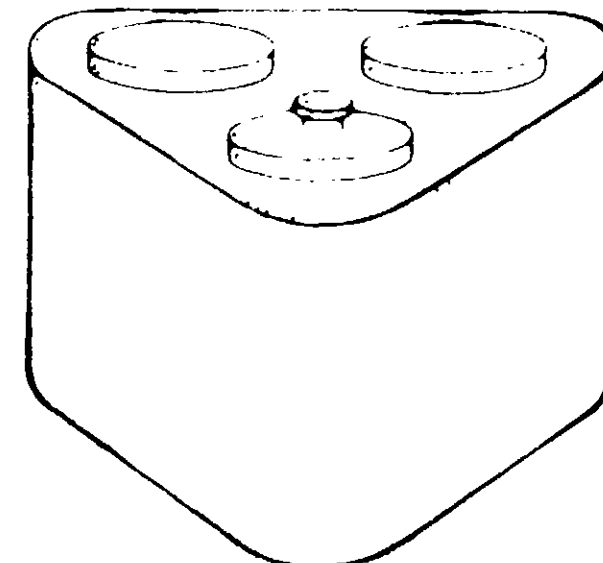
NET WEIGHT: 4 POUNDS

E.P.A. REG. NO. 6284-25-539

FLOATING CHLORINATOR



REPLACEMENT CARTRIDGE



ACTIVE INGREDIENT

Trichloro-s Triazinetrione  
Available Chlorine

90%

100%

**DANGER**

Keep Out of Reach of Children

see additional precautions and first aid on back panel

ACCEPTED

MAR 27 1975

6284-25-539  
UNDER THE FEDERAL INSECTICIDE  
FUNGICIDE AND ROENTICIDE ACT  
FOR ECONOMIC POISON REGISTER  
EP 8796A NO.

42 4237

AVAILABLE  
90%  
CHLORINE

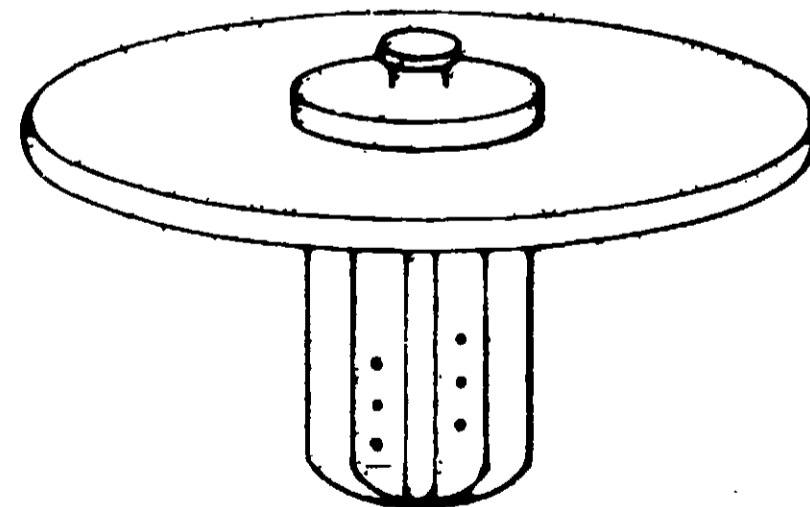
**tri-chlorine™**  
CONCENTRATE

**Tablet  
Cartridge**

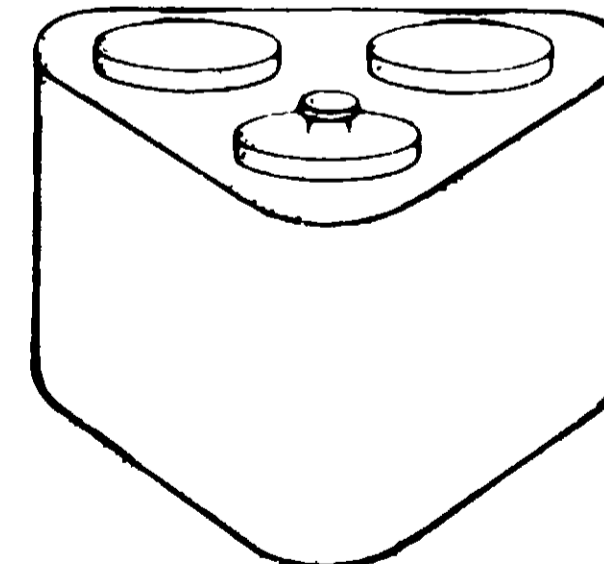
NET WEIGHT: 4 POUNDS

E.P.A. REG. NO. 6284-25 AA-539

FLOATING CHLORINATOR



REPLACEMENT CARTRIDGE



ACTIVE INGREDIENT

Trichloro-s-Triazinetrione

Available Chlorine

90%

100%

**DANGER**

Keep Out of Reach of Children

See additional precautions and first aid on back panel

# CONCENTRATED CHLORINE TABLET CARTRIDGE

NET WEIGHT 4 POUNDS

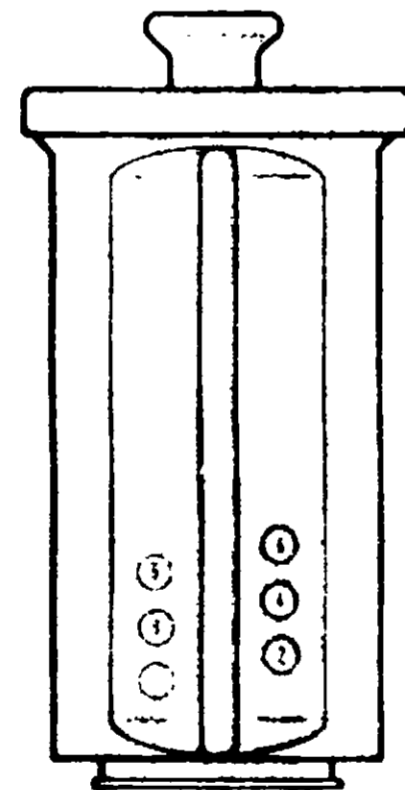
## FLOATING CHLORINATOR AND OR REPLACEMENT CARTRIDGE FOR MECHANICAL FEEDERS

### POOL START-UP (PRE-CONDITIONING) INSTRUCTIONS

When filling your new pool or refilling with fresh water at any time:

1. Bring pool water pH to a range reading between 7.2 and 7.6 on your Sears Test Kit 42-4204 and add Sears Water Conditioner 42-4273.
2. Chlorinate and stabilize pool water by adding Sears Pool Shock 42-4282 or Sears di-chlorine 2 Granular Concentrate 42-4420 as prescribed on label.
3. Start tablet feeding program.

**DO NOT THROW CHLORINE TABLETS DIRECTLY INTO POOL - LINER SPOTTING WILL OCCUR**  
**HOW TO ACTIVATE YOUR TABLET CARTRIDGE**



**STEP 1.** Remove red plug from hole indicated for gallonage nearest your pool size.

Hole Number	Gallonage	Hole Number	Gallonage
1	10,000	4	40,000
2	20,000	5	50,000
3	30,000	6	60,000

**STEP 2.** Remove all red plugs below the one you removed in Step 1.

**STEP 3.** Check Chlorine level daily with Sears Test Kit. Maintain readings of 3.0 to 5.0 PPM during the swimming season.

**TO RAISE CHLORINE LEVEL** — remove next highest red plug

**TO LOWER CHLORINE LEVEL** — re-insert plug in top open hole

Maintain pH reading in a range from 7.2 to 7.6 on your test kit

**STEP 4.** FOR MAXIMUM PROTECTION SUPER CHLORINATE (SHOCK) YOUR POOL WATER WITH SEARS POOL SHOCK 42-4282 EVERY TWO WEEKS AS PRESCRIBED ON LABEL.

**NEVER MIX CONCENTRATED CHLORINE (TRICHLORO-S-TRIAZINETRIONE)  
WITH OTHER CHEMICALS OR OTHER TYPES OF CHLORINE.  
DO NOT REUSE CONTAINER — RINSE AND DISCARD WHEN EMPTY**

This product is toxic to fish. Treated effluent should not be discharged where it will drain into lakes, streams, ponds or public water. Do not contaminate water by cleaning of equipment, or disposal of wastes. Apply this product only as specified on this label.

### **DANGER: KEEP OUT OF REACH OF CHILDREN**

**DANGER CORROSIVE.** Causes eye damage. May cause burns on broken skin. Irritating to nose and throat if inhaled. May be harmful or fatal if swallowed. Do not get in eyes, on skin or on clothing. Protect eyes when handling. Avoid breathing dust. **STRONG OXIDIZING MATERIAL.** Contact with organic matter or any foreign material may result in fire or explosive decomposition. Moisture contamination or fire may liberate irritating and hazardous chlorine containing gases. Avoid contamination with combustible materials. Keep away from heat and moisture. Store in cool dry well-ventilated area. Keep container tightly closed when not in use. Use only dry, clean measures. Mix only with water. Rinse container thoroughly clean with water before discarding. **FIRST AID.** Internal—feed cooked cereal or bread soaked in milk, followed by olive oil or cooking oil. External—in case of contact, immediately flush eyes or skin with cold water for at least 15 minutes. Call a physician immediately in case of oral ingestion or contact with the eyes.

# CONCENTRATED CHLORINE TABLET CARTRIDGE

NET WEIGHT 4 POUNDS

## FLOATING CHLORINATOR AND/OR REPLACEMENT CARTRIDGE FOR MECHANICAL FEEDERS

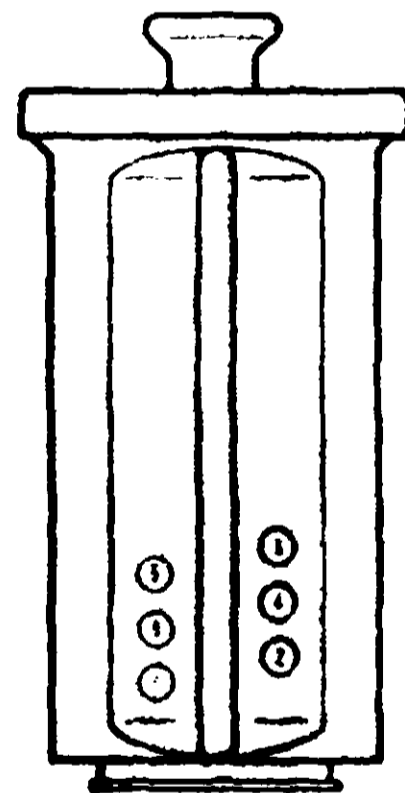
### POOL START-UP (PRE-CONDITIONING) INSTRUCTIONS

When filling your new pool or refilling with fresh water at any time:

1. Bring pool water pH to a range reading between 7.2 and 7.6 on your Sears Test Kit 42-4204 and add Sears Water Conditioner 42-4273.
2. Chlorinate and stabilize pool water by adding Sears Pool Shock 42-4282 or Sears di-chlorine-2 Granular Concentrate 42-4420 as prescribed on label.
3. Start tablet feeding program.

**DO NOT THROW CHLORINE TABLETS DIRECTLY INTO POOL - LINER SPOTTING WILL OCCUR**

### HOW TO ACTIVATE YOUR TABLET CARTRIDGE



**STEP 1.** Remove red plug from hole indicated for gallonage nearest your pool size.

Hole Number	Gallonage	Hole Number	Gallonage
1	10,000	4	40,000
2	20,000	5	50,000
3	30,000	6	60,000

**STEP 2.** Remove all red plugs below the one you removed in Step 1.

**STEP 3.** Check Chlorine level daily with Sears Test Kit. Maintain readings of 3.0 to 5.0 PPM during the swimming season.  
TO RAISE CHLORINE LEVEL — remove next highest red plug.  
TO LOWER CHLORINE LEVEL — re-insert plug in top open hole.  
Maintain pH reading in a range from 7.2 to 7.6 on your test kit.

**STEP 4.** FOR MAXIMUM PROTECTION SUPER CHLORINATE (SHOCK) YOUR POOL WATER WITH SEARS POOL SHOCK 42-4282 EVERY TWO WEEKS AS PRESCRIBED ON LABEL.

**NEVER MIX CONCENTRATED CHLORINE (TRICHLORO-S-TRIAZINETRIONE)  
WITH OTHER CHEMICALS OR OTHER TYPES OF CHLORINE.  
DO NOT REUSE CONTAINER — RINSE AND DISCARD WHEN EMPTY.**

This product is toxic to fish. Treated effluent should not be discharged where it will drain into lakes, streams, ponds, or public water. Do not contaminate water by cleaning of equipment, or disposal of wastes. Apply this product only as specified on this label.

### **DANGER: KEEP OUT OF REACH OF CHILDREN**

**DANGER: CORROSIVE.** Causes eye damage. May cause burns on broken skin. Irritating to nose and throat if inhaled. May be harmful or fatal if swallowed. Do not get in eyes, on skin or on clothing. Protect eyes when handling. Avoid breathing dust. **STRONG OXIDIZING MATERIAL.** Contact with organic matter or any foreign material may result in fire or explosive decomposition. Moisture contamination or fire may liberate irritating and hazardous chlorine containing gases. Avoid contamination with combustible materials. Keep away from heat and moisture. Store in cool, dry, well-ventilated area. Keep container tightly closed when not in use. Use only dry, clean measures. Mix only with water. Rinse container thoroughly clean with water before discarding. **FIRST AID.** Internal—feed cooked cereal or bread soaked in milk, followed by olive oil or cooking oil. External—in case of contact, immediately flush eyes or skin with cold water for at least 15 minutes. Call a physician immediately in case of oral ingestion or contact with the eyes.

Printed in U.S.A.

SOLD BY SEARS, ROEBUCK AND COMPANY, CHICAGO, IL. 60684

UNDER THE FEDERAL INQUIRY ACT  
MURKIN ACT  
CIVIL RIGHTS ACT  
1964

Complaint No. \_\_\_\_\_

File No. \_\_\_\_\_

# GPC

## POOL CHEMICALS

# ALGAE-BURN

### WITH KILLING POWER ON BLACK AND GREEN ALGAE



NET WEIGHT - 2 POUNDS

DIRECTIONS

1. Pour contents of container into a bucket of water.  
2. Stir thoroughly.  
3. Pour into pool.  
4. Allow to settle.  
5. Repeat if necessary.

MADE IN U.S.A.