

MOSQUITO & GNAT BARRIER SPRAY AND REPELLENT

- UP TO 4 WEEKS CONTROL
- WATER BASED
- KILLS AND REPELLS
- ACTS AS A BARRIER SPRAY FOR MOSQUITOES AND OTHER FLYING INSECTS
- ALSO KILLS GNATS, FLEAS, DEER TICKS, BROWN DOG TICKS & MORE

Contains Permethrin, a long lasting insecticide which provides contact and residual control for up to 4 weeks.

ACTIVE INGREDIENTS:

Permethrin* _____ 2.5%

[*(3-Phenoxyphenyl) methyl (+) cis / trans 3-(2,2-dichloroethenyl)-2,2-dimethylcyclopropanecarboxylate]

OTHER INGREDIENTS _____ 97.5%
100.00%

* Cis / trans isomer ratio: Min. 35% (+) cis
Max. 65% (+) trans

ACCEPTED
DEC 20 2001

Under the Federal Insecticide, Fungicide, and Rodenticide Act, as amended, for the pesticide registered under EPA Reg. No. 6218-76

KEEP OUT OF REACH OF CHILDREN


CAUTION

See side / Back Label Panel for Additional Precautionary Statements

NET CONTENTS

MANUFACTURED BY

EPA Reg. No. 6218-TA Summit Responsible Solutions
 EPA Est. No. 6218-MD-2 7657 Canton Center Dr.
 Baltimore, MD 21224



PRECAUTIONARY STATEMENTS

Hazards to Humans and Domestic Animals:

CAUTION: May be harmful if swallowed or absorbed through the skin. Avoid breathing spray mist. Avoid contact with skin, eyes or clothing. Wash thoroughly with soap and water after handling.

First Aid

If swallowed: Call poison control center or doctor immediately for treatment advise.
Do not induce vomiting unless told to do so by the poison control center or doctor.
Do not give anything by mouth to an unconscious person.
Have person sip a glass of water if able to do so.

If on skin or clothing: Take off contaminated clothing.
Rinse skin immediately with plenty of water for 15-20 minutes.
Call poison control center or doctor for treatment advise.

If in eyes: Hold eye open and rinse slowly and gently with water for 15-20 minutes.
Remove contact lenses, if present, after the first 5 minutes, then continue rinsing eye.
Call poison control center or doctor for treatment advise.


If Inhaled: Move person to fresh air.
If person is not breathing, call 911 or an ambulance, then give artificial respiration, preferably by mouth to mouth, if possible.
Call a poison control center or doctor for further treatment advice.

HOT LINE NUMBER

Have the product container or label with you when calling a posion control center or doctor, or going for treatment. For information regarding medical emergencies, call the International Poison Center 1-888-740-8712.

Environmental Hazards:

This pesticide is extremely toxic to fish. Do not apply directly to water. Drifts and runoff from treated areas may be hazardous to aquatic organisms in treated areas. Do not contaminate water when disposing of equipment washwaters. This product is highly toxic to bees exposed to direct treatment on blooming crops or weeds. Do not apply this product or allow it to drift to blooming crops or weeds while bees are actively visiting the treatment area.



LIMITED WARRANTY AND LIABILITY

This product conforms to the description and is suitable for the uses set forth on this label but is strictly limited to these uses solely as directed under the specified label conditions, and only if purchased in the original unopened container. Seller disclaims any and all other warranties, express or implied, including but not limited to those relating to merchantability and fitness for particular purpose. Buyer and all users shall assume all risk, liability and damage if this product is used, stored, handled or applied other than as specifically set forth on this label. Seller's liability and buyer's or users remedies shall be to refund of the purchase price or replacement of the specific quantity involved. In no event shall seller be liable for special, incidental or consequential damages.

DIRECTIONS FOR USE

It is a violation of federal law to use this product in a manner inconsistent with its labeling. Do not apply this product through any type of irrigation systems.


DIRECTIONS FOR USE THROUGH HOSE END SPRAYER

MIXING DIRECTIONS


Make sure the spray equipment to be used is clean, dry and odor free. The attached sprayer is calibrated to deliver a 1 to ⁵⁰/₁₀₀ dilution.

HOSE END SPRAYER DIRECTIONS:

Make sure knob is twisted fully to off position. Shake well before attaching to hose. Bend safety tab down and turn control knob to "water". Avoid squeezing bottle. Only clear water will spray when water is turned on. Point nozzle toward item to be sprayed and turn the control knob to "on" to automatically mix insecticide with water. When finished spraying turn control knob to "off/closed" position. Store away from children.



**Hose-end convenience!
Automatically mixes with water!
No measuring or separate applicator!**



1. Attached garden hose to spray nozzle and turn on water supply.



3. Point nozzle toward item to be sprayed and turn water control knob to "On" to automatically mix with water.



2. Ben safety tab down and turn control to "Water". Clear water will spray.



4. Hold bottle level. Use with average water pressure. When finished spraying turn knob to off/closed position.

APPLICATION INSTRUCTIONS

- The best times to spray are early evening and early morning.
- The target pest and plant should be completely covered with spray solution to be effective.
- Spray until leaves are wet to the point of run-off.

NUISANCE PESTS IN OUTDOOR AREAS:

PESTS: Ants, Clover mites, Crickets, Earwigs, Millipedes, Sowbugs (pillbugs).

To help prevent infestation of buildings, treat the building foundation to a height of 2 to 3 feet, where pests are active and may find entrance. Also, apply as a residual spray to outside surfaces of building, including porches, screens, windows frames, eaves, patios, garages, refuse dumps and other areas where these pests congregate or have been seen. Repeat the treatment as needed to maintain effectiveness.

OTHER OUTDOOR AREAS:

PESTS: Ants, Crickets, Earwigs, Fleas, DEERTICKS and Brown Dog Ticks::

For treatment of localized infestations of these insects in areas where there are weeds or bushy areas, spray infested areas thoroughly. For ANTS, thoroughly wet hills and runways. Repeat application as reinfestation occur.

BARRIER SPRAY:

PESTS: Cluster flies, Flying moths, Gnats, House Flies, Mosquitoes


For use as an aid in reducing annoyance from these insects. Spray outside surfaces of screens, doors, window frames or wherever these insects may enter the house. Also treat surfaces around light fixtures on porches and other places where these insects land or congregate. May be used as a barrier spray for mosquitoes. Treat lawns, shrubs, and trees surrounding the home. Repeat as necessary.

TREES & SHRUBS:

PESTS: Tent caterpillars

Application should be made when caterpillars are young and tents are first noticed. For best results apply in the late afternoon or evening, when caterpillars have returned to their tents. Wet tents with spray on all sides. A few caterpillars may be seen escaping from the tent, however, they should die within several hours.

**Do not spray animals.
People and pets should not be allowed
In treated areas until spray has dried.**



HOME LAWNS:

Bent, Bermuda, Bluegrass, Dichondra, Fescue, Irish Moss, Merion, St. Augustine

PESTS: Ants, Armyworms, Ticks, Chinch bugs, Crickets, Cutworms, Fleas, Grasshoppers, Japanese beetle grubs, Mole crickets, Sod worms

Thoroughly wet down grass a few hours before applying. Home lawns should be no taller than 3 inches at time of application. For heavy infestations repeat application after 2 weeks.

TREES & SHRUBS:

Arizona cypress, Azalea, Birch, Non-bearing citrus, Conifers, Elm, English ivy, Euonymus, Weeping fig, Fir, Pointsettia, Tulip, Poplar, Rhododendron, Taxus:

PESTS: Aphids, Bagworms, Cicadas, Exposed thrips, Fall cankerworms, Inchworms, Leafminers, Leafrollers, Mealybugs, Spider mites, Whiteflies

Cherry Honeysuckle:

PESTS: Fall webworms

Conifer:

PESTS: budworms

Elm:

PESTS: Elm leaf beetles, Elm spanworm, Fall webworms

Douglas and Grand Firs:

PESTS: Tussock moths

Non-bearing Citrus:

PESTS: Citrus black flies

Oak:

PESTS: Oakworm

Pine:

PESTS: Pine beetles, Pine moths, Pine needleminers, Needle scales

STORAGE AND DISPOSAL

STORAGE: Store in a cool, dry place, preferably a locked storage area. Store above freezing. Do not store diluted spray. Store with container tightly closed. Keep pesticide in original container. Do not transfer to food or drink container. Avoid contamination of food, feed and domestic water supplies.

PESTICIDE STORAGE: If you no longer wish to use this product, give it to a friend who will use it, offer it to a garden club, or call your local solid waste agency for disposal instructions. Never pour pesticides down a toilet, drain, into the gutter or on the ground. Unless instructed otherwise, you may discard this product in the trash.

CONTAINER DISPOSAL: Do not reuse empty container. Do not rinse unless required for recycling. Use rinsate for product dilution. Place container in trash or offer for recycling, if recycling option exists in your area.