

5905-508

1/3/2003

1/19

Please read instructions on reverse before completing form.

Form Approved. OMB No. 2070-0060. Approval expires 2-28-95



United States
Environmental Protection Agency
Washington, DC 20460

<input type="checkbox"/>	Registration
<input checked="" type="checkbox"/>	Amendment
<input type="checkbox"/>	Other

OPP Identifier Number

Application for Pesticide - Section I

1. Company/Product Number 5905-508	2. EPA Product Manager <i>J. Miller</i>	3. Proposed Classification <input checked="" type="checkbox"/> None <input type="checkbox"/> Restricted
4. Company/Product (Name) Weed Knap LV-60	PM# 23	
5. Name and Address of Applicant (Include ZIP Code) Helena Chemical Company 225 Schilling Boulevard, Suite 300 Collierville, Tennessee 38017 <input type="checkbox"/> Check if this is a new address	6. Expedited Review. In accordance with FIFRA Section 3(c)(3) (b)(i), my product is similar or identical in composition and labeling to: EPA Reg. No. _____ Product Name _____	

Section - II

<input checked="" type="checkbox"/> Amendment - Explain below.	<input type="checkbox"/> Final printed labels in response to Agency letter dated _____	NOTIFICATION JAN 3 - 2003
<input type="checkbox"/> Resubmission in response to Agency letter dated _____	<input type="checkbox"/> "Me Too" Application.	
<input checked="" type="checkbox"/> Notification - Explain below.	<input type="checkbox"/> Other - Explain below.	

Explanation: Use additional page(s) if necessary. (For section I and Section II.)

Amended draft labeling by notification per PR Notice 98-10 to correct typographical errors. Certification attached in correspondence.

Section - III

1. Material This Product Will Be Packaged In:

Child-Resistant Packaging <input type="checkbox"/> Yes <input type="checkbox"/> No	Unit Packaging <input type="checkbox"/> Yes <input type="checkbox"/> No	Water Soluble Packaging <input type="checkbox"/> Yes <input type="checkbox"/> No	2. Type of Container <input type="checkbox"/> Metal <input type="checkbox"/> Plastic <input type="checkbox"/> Glass <input type="checkbox"/> Paper <input type="checkbox"/> Other (Specify) _____
* Certification must be submitted		If "Yes" Unit Packaging wgt. No. per container	If "Yes" Package wgt. No. per container

3. Location of Net Contents Information
 Label Container

4. Size(s) Retail Container

5. Location of Label Directions

6. Manner in Which Label is Affixed to Product
 Lithograph Paper glued Stenciled Other _____

Section - IV

1. Contact Point (Complete items directly below for identification of individual to be contacted, if necessary, to process this application.)


Name Emily Smathers Ratliff	Title Product Registration Supervisor	Telephone No. (include Area Code) 901/752-4421
--------------------------------	--	---

Certification
I certify that the statements I have made on this form and all attachments thereto are true, accurate and complete. I acknowledge that any knowingly false or misleading statement may be punishable by fine or imprisonment or both under applicable law.

2. Signature <i>Emily Smathers Ratliff</i>	3. Title Product Registration Supervisor	6. Date Application Received (Stamped)
4. Typed Name Emily Smathers-Ratliff	5. Date 12/19/2002	



HELENA CHEMICAL COMPANY
225 Schilling Blvd., Suite 300
Collierville, Tennessee 38017
Telephone: 901/761-0050



VIA FEDERAL EXPRESS

December 19, 2002

Document Processing Desk (NOTIF)
Office of Pesticide Programs (7504C)
U. S. Environmental Protection Agency
1921 Jefferson Davis Highway
Crystal Mall #2; Room 266A
Arlington, VA 22202

RE: AMENDMENT BY NOTIFICATION TO CORRECT TYPOGRAPHICAL/PRINTING ERROR

- | | |
|---|----------|
| 1. 2,4-D AMINE | 5905-72 |
| 2. 2,4-D LV ESTER | 5905-93 |
| 3. 2,4-D LV ESTER 4 | 5905-90 |
| 4. 3 LB. CHLORATE DEFOLIANT-DESICCANT | 5905-118 |
| 5. 3.5 LB. LIQUID COPPER CONCENTRATE | 5905-483 |
| 6. 6 LB. SODIUM CHLORATE DEFOLIANT-DESICCANT | 5905-461 |
| 7. ATRAZINE 4L | 5905-470 |
| 8. ATRAZINE 90DF | 5905-522 |
| 9. BRUSH RHAP LV 4-D HERBICIDE | 5905-98 |
| 10. CITRUSPERSE SULPHUR | 5905-350 |
| 11. COPPER-Z 6/2 GRANULAR | 5905-524 |
| 12. DUSTING SULPHUR | 5905-288 |
| 13. HELENA 3.5 LB LIQUID COPPER CONCENTRATE | 5905-483 |
| 14. LIQUID SULFUR SIX | 5905-437 |
| 15. MSMA PLUS HC | 5905-164 |
| 16. MSMA PLUS | 5905-66 |
| 17. MSMA ARSONATE LIQUID | 5905-67 |
| 18. PAR F 70 SOLUBLE OIL | 5905-520 |
| 19. SOL OIL 97 | 5905-294 |
| 20. WEED RHAP A-4D | 5905-501 |
| 21. WEED RHAP A-6D | 5905-503 |
| 22. WEED RHAP LOW VOLATILE GRANULAR D HERBICIDE | 5905-507 |
| 23. WEED RHAP LV-6D | 5905-508 |
| 24. WEED RHAP LV-4D | 5905-505 |

Dear Sherada:

Attached is draft amended labeling for the above referenced Helena Chemical Company products. All of these products are being amended by notification as allowed by PR Notice 98-10. The change consists only of a correction to the First Aid Statement which had a typographical/printing error caused by copy and paste on all items (except Weed Rhap A-4D 5905-501 – we are also doing a warranty update on

3/19

Letter from Helena Chemical Company to Sherada Hobgood – U. S. EPA December 19, 2002

that label). Per the PM's on this topic, as well as Linda, this type of correction, which would usually be just a non-notification is better done by a notification in this case, therefore:


I hereby certify that these notifications are consistent with the provisions of PR Notice 98-10 and EPA regulations at 40 CFR 152.46, and no other changes have been made to the labeling or the confidential statement of formula of this product. I understand that it is a violation of 18 U.S.C. Sec. 1001 to willfully make any false statement to EPA. I further understand that if this notification is not consistent with the terms of PR Notice 98-10 and 40 CFR 152.46, this product may be in violation of FIFRA and I may be subject to enforcement action and penalties under sections 12 and 14 of FIFRA.

In support of this action, please find the following enclosed for each of the listed products:


- 1. EPA Form 8570-1 – Application for Registration for Each
- 2. Two (2) Copies of Draft Amended Labeling for Each

If there are any questions about this submission, please contact me at 901-752-4421. Thank you for your attention to and assistance with this matter.

Sincerely,
HELENA CHEMICAL COMPANY



Emily Smathers Ratliff
Product Registration Supervisor



4/19

WEED RHAP LV-6D

2,4-D LOW VOLATILE HERBICIDE

ACTIVE INGREDIENT:

2-Ethylhexyl Ester of 2,4-Dichlorophenoxyacetic Acid 89.5%

INERT INGREDIENTS: 10.5%

TOTAL 100.0%

Equivalent to 59.4% of 2,4-Dichlorophenoxyacetic acid or 5.6 lbs./gal.*

KEEP OUT OF REACH OF CHILDREN

CAUTION

**PRECAUTIONARY STATEMENTS
HAZARDS TO HUMANS AND DOMESTIC ANIMALS**

CAUTION

Avoid contact with skin, eyes, or clothing. Harmful if swallowed. Avoid inhaling vapor or spray mist.

FIRST AID

IF ON SKIN:	• Take off contaminated clothing.
OR CLOTHING:	• Rinse skin immediately with plenty of water for 15-20 minutes.
	• Call a poison control center or doctor immediately for treatment advice.

IF SWALLOWED:	• Call a poison control center or doctor immediately for treatment advice.
	• Do not induce vomiting unless told to do so by a poison control center or doctor.
	• Have a person sip a glass of water if able to swallow.
	• Do not give anything to an unconscious or convulsing person.

IF IN EYES:	• Hold eyelid open and rinse slowly and gently with water for 15-20 minutes.
	• Remove contact lenses, if present, after the first 5 minutes, then continue rinsing.
	• Call a poison control center or doctor immediately for treatment advice.

IF INHALED:	• Move victim to fresh air.
	• If not breathing, call 911 or an ambulance, then give artificial respiration, preferably mouth-to-mouth if possible.

HOT LINE NUMBER

Have the product container or label with you when calling a poison control center or doctor or going for treatment. In case of emergency, call ChemTrec at 1-800-424-9300.

SEE INSIDE PANEL FOR ADDITIONAL PRECAUTIONARY STATEMENTS

EPA REG. NO. 5905-508

NET CONTENTS:

EPA EST. NO.

**MANUFACTURED BY
HELENA CHEMICAL COMPANY
225 SCHILLING BOULEVARD, SUITE 300
COLLIERVILLE, TENNESSEE 38017**

NOTIFICATION

JAN 3 - 2003

PERSONAL PROTECTIVE EQUIPMENT

Applicators and other handlers must wear:

- Long-Sleeved shirt and long pants
- Waterproof gloves
- Shoes plus socks
- Protective Eyewear

If this container contains over 1 gallon and less than 5 gallons, mixers and loaders who do not use a mechanical system (probe and pump) to transfer the contents of this container must wear coveralls or a chemical-resistant apron in addition to the other required PPE.

Follow manufacturer's instructions for cleaning/maintaining PPE. If no such instructions for washables, use detergent and hot water. Keep and wash PPE separately from other laundry. After each day of use, clothing or PPE must not be reused until it has been cleaned.

Engineering Controls Statements

If this container contains 5 gallons or more in capacity, do not open pour. A mechanical system (such as a probe and pump or spigot) must be used for transferring the contents of this container. If the contents of a non-refillable pesticide container are emptied, the probe must be rinsed before removal. If the mechanical system is used in a manner that meets the requirements listed in the Worker Protection Standard (WPS) for agricultural pesticides [40 CFR 170.240(d)(4)], the handler PPE requirements may be reduced or modified as specified in the WPS.

When handlers use enclosed cabs, or aircraft in a manner that meets the requirements listed in the Worker Protection Standard (WPS) for agricultural pesticides [40 CFR 170.240 (d)(4-6)], the handler PPE requirements may be reduced or modified as specified in the WPS.

USER SAFETY RECOMMENDATIONS

Users should:

- Wash hands before eating, drinking, chewing gum, using tobacco or using the toilet.
- Remove clothing immediately if pesticide gets inside. Then wash thoroughly and put on clean clothing.
- Remove PPE immediately after handling this product. Wash the outside of gloves before removing. As soon as possible, wash thoroughly and change into clean clothing.

ENVIRONMENTAL HAZARDS

This product is toxic to aquatic invertebrates. Drift or runoff may adversely affect aquatic invertebrates and nontarget plants. Do not contaminate water when disposing of equipment washwaters.

Do not apply directly to water, or to areas where surface water is present or to intertidal areas below the mean high water mark. Do not apply when weather conditions favor drift from target area. Spray equipment used in applying this product should be thoroughly cleaned before using for any other purpose. Use repeated flushing with soap and warm water or suitable chemical cleaner. It is best to use a separate sprayer for application of insecticides and fungicides. This product will kill or seriously injure many desirable forms of vegetation. Do not apply directly to flowers, fruits, vegetables, grapes, ornamentals, cotton, or other desirable plants. Do not use when there is a hazard from drifting mists. (Coarse sprays are less likely to drift.) Vapors from this product may injure susceptible plants in the immediate vicinity. Avoid contamination of water used for domestic purposes and irrigation purposes. Excessive amounts of this product in the soil may temporarily inhibit seed germination and plant growth.

GROUNDWATER CONTAMINATION

Most cases of groundwater contamination involving phenoxy herbicides such as 2,4-D have been associated with mixing/loading and disposal sites. Caution should be exercised when handling 2,4-D pesticides at such sites to prevent contamination of groundwater supplies. Use of closed systems for mixing or transferring this pesticide will reduce the

6/19

probability of spills. Placement of the mixing/loading equipment on an impervious pad to contain spills will help prevent groundwater contamination.

CHEMIGATION PROHIBITION

Do not apply this product through any type of irrigation system.

DIRECTIONS FOR USE

It is a violation of federal law to use this product in a manner inconsistent with its labeling.

Do not apply this product in a way that will contact workers or other persons, either directly or through drift. Only protected handlers may be in the area during application. For any requirements specific to your State or Tribe, consult the agency responsible for pesticide regulation.

AGRICULTURAL USE REQUIREMENTS

Use this product only in accordance with its labeling and with the Worker Protection Standard, 40 CFR part 170. This Standard contains requirements for the protection of agricultural workers on farms, forests, nurseries, and greenhouses, and handlers of agricultural pesticides. It contains requirements for training, decontamination, notification, and emergency assistance. It also contains specific instructions and exceptions pertaining to the statements on this label about personal protective equipment (PPE), and restricted-entry interval. The requirements in this box only apply to uses of this product that are covered by the Worker Protection Standard.

Do not enter or allow worker entry into treated areas during the restricted entry interval (REI) of 12 hours.

PPE required for early entry to treated areas that is permitted under the Worker Protection Standard and that involves contact with anything that has been treated, such as plants, soil, or water, is:

- Coveralls
- Waterproof gloves
- Shoes plus socks
- Protective Eyewear

NON-AGRICULTURAL USE REQUIREMENTS

The requirements in this box apply to uses of this product that are NOT within the scope of the Worker Protection Standard for agricultural pesticides (40 CFR Part 170). The WPS applies when this product is used to produce agricultural plants on farms, forests, nurseries, or greenhouses. Do not allow people (other than applicator) or pets on treatment area during application. Do not enter treatment areas until spray has dried.

STORAGE AND DISPOSAL

PROHIBITIONS: Do not contaminate water, food, or feed by storage or disposal. Open dumping is prohibited. Do not store under conditions which might adversely affect the container or its ability to function properly.

STORAGE: Do not store below temperature of 0°F. If frozen, warm to 40°F and redissolve before using by rolling or shaking the container. This product can be stored in an unheated building. Store in a safe manner. Store in original container only. Keep container tightly closed when not in use. Reduce stacking height where local conditions can affect package strength. Personnel should use clothing and equipment consistent with good pesticide handling.

PESTICIDE DISPOSAL: Pesticide wastes are toxic. Improper disposal of excess pesticide, spray mixture, or rinsate is a violation of Federal law and may contaminate groundwater. If these wastes cannot be disposed of by use according to label instructions, contact your State Pesticide or Environmental Control Agency, or the Hazardous Waste representative at the nearest EPA Regional Office for guidance.

CONTAINER DISPOSAL:

Metal: Triple rinse (or equivalent). Then offer for recycling or reconditioning, or puncture and dispose of in a sanitary landfill, or by other procedures approved by state and local authorities.

Plastic: Triple rinse (or equivalent). Then offer for recycling or reconditioning, or puncture and dispose of in a sanitary landfill, or incineration, or if allowed by state and local authorities, by burning. If burned, stay out of smoke.

RETURNABLE - REFILLABLE CONTAINER (Drum):

After use, return the container to the point of purchase or designated locations. This container must only be filled with **WEED RHAP LV-6D**. **DO NOT RE-USE THIS CONTAINER FOR ANY OTHER PURPOSE**. Prior to refilling, inspect thoroughly for damage such as cracks, punctures, abrasions, and damaged or worn out threads on closure devices. Do not refill or transport damaged or leaking containers. Check for leaks after refilling and before transportation. If the container is not being refilled, return to the point of purchase.

This product can reach groundwater as a result of mixing and loading. To minimize groundwater contamination from spills during mixing, loading, and cleaning of equipment, take the following steps:

Mixing and Loading: The mixing and loading of spray mixtures into the spray equipment must be carried out on an impervious pad (i.e., concrete slab, plastic sheeting) large enough to catch any spilled material. If spills occur, contain the spill by using an absorbent material (e.g., sand, earth, or synthetic absorbent). Dispose of the contaminated absorbent material by placing in a plastic bag and following disposal instructions on this label.

Triple rinse empty containers and add the rinsate to the mixing tank.

Cleaning of Equipment: When cleaning equipment, do not pour the washwater on the ground; spray or drain away from wells and other water sources.

GENERAL INFORMATION

Performance of this product may be affected by local conditions, crop varieties, and application method. User should consult local extension service, agricultural experiment station, or university weed specialists, and state regulatory agencies for recommendations in your area.

Best results are obtained when product is applied to young succulent weeds that are actively growing. Application rates lower than recommended will be satisfactory on susceptible annual weeds. For perennial weeds and conditions such as the very dry area of the western states, where control is difficult, the higher recommended rates should be used. When product is used for weed control in crops, the growth stage of the crop must be considered.

Some plants and weeds, especially woody varieties, are difficult to control and may require repeat applications. Application rates should be 2 to 10 gallons of total spray by air or 5 to 25 gallons by ground equipment unless otherwise directed. In either case, use the same amount of 2,4-D recommended per acre. For crop uses, do not mix with oil, surfactants, or other adjuvants unless specifically recommended on label. To do so may reduce herbicide's selectivity and could result in crop damage.

Aerial application should be used only when there is no danger of drift to susceptible crops. Many states have regulations concerning aerial application of 2,4-D formulations. Consult local regulatory authorities before making applications. Although this product is a low volatile formulation, at temperatures above 95°F vapors may damage susceptible crops growing nearby.

Because coarse sprays are less likely to drift than fine, do not use equipment (such as hollow cone small orifice nozzles) or conditions (such as high pressure) that produce such sprays.

Product should not be allowed to come into contact with desirable, susceptible plants such as beans, cotton, fruit trees, grapes, legumes, ornamentals, peas, tomatoes, and other vegetables. Product should not be used in greenhouses. Excessive amounts of this product in the soil may temporarily inhibit seed germination and all plant growth.

If stored below freezing, it may be necessary to warm product to 40°F and agitate before using. This does not affect the efficiency of the product.

Spray equipment used to apply 2,4-D should not be used for any other purpose until thoroughly cleaned with a suitable chemical cleaner.

Spray Preparation: Add the recommended amount of product to approximately one-half the volume of water to be used for spraying. Agitate well, then add the remainder of the water. Continue agitation during application until spray tank is empty.

Use in Liquid Nitrogen Fertilizer: Product may be combined with liquid nitrogen fertilizer suitable for foliage application on corn, grass, pastures, or small grains in one operation. Use product according to directions on this label for those crops. Use liquid fertilizer at rates recommended by supplier or extension service specialist. Mix the product and fertilizer according to the following instructions:

Fill the spray tank approximately 1/2 full with the liquid fertilizer. Add the product while agitating the tank. Add the remainder of the liquid fertilizer while continuing to agitate. Apply immediately maintaining agitation during application until tank is empty. **DO NOT APPLY DURING COLD (NEAR FREEZING) WEATHER.** Spray mixture must be used immediately and may not be stored.

WHERE TO USE

This product is used to control broad-leaved weeds in cereal crops, corn, potatoes, soybeans, sorghum, weeds, and brush in rangeland, pastures, rights-of-way, and similar noncrop uses.

WEEDS CONTROLLED

Product will kill or control the following in addition to many other noxious plants susceptible to 2,4-D:

- | | | |
|----------------------|----------------|--------------------|
| alder | Florida pusley | puncturevine |
| alfalfa | frenchweed | purslane |
| American lotus | galinsoga | rabbitbrush |
| | goatsbeard | ragweed |
| artichoke, Jerusalem | goldenrod | rape, wild |
| aster | goosefoot | Russian thistle |
| Austrian fieldcress | ground ivy | sagebrush |
| beggartick | gumweed | salisfy |
| biden | halogeton | sand shinnery oak |
| bindweed, hedge | hawkweed | shepherd's-purse |
| bindweed, field | healall | sicklepod |
| bindweed, European | hemp | smartweed* |
| bitter wintercress | henbit | sneezeweed |
| bitterweed | hoary cress | southern wild rose |
| blackeyed susan | honeysuckle | sowthistle |
| blessed thistle | | spanishneedles |
| blue lettuce | Indiana mallow | St. Johnswort |
| blueweed, Texas | indigo | starthistle |
| boxelder | ironweed | stinging nettle |
| broomweed | jewelweed | stinkweed |
| buckbrush | jimsonweed | sumac |
| buckhorn | klamathweed | sunflower |
| buckwheat, wild | knotweed | sweetclover |
| bullthistle | kochia* | tansymustard |
| bur-ragweed | ladysthumb | tansyragwort |

burdock	lambsquarter	tanweed
burhead	loco, big bend	tarweed
buttercup	locoweed	thistles
catnip	lupine	toadflax
Canada thistle	mallow, Venice	tumbleweed
carpetweed	manzanita	velvetleaf
catnip	marijuana	vervain
chamise	many-flowered aster	vetch
Cherokee rose	marshelder	virginia creeper
chickweed	mexicanweed	vetch
chicory	milkvetch	wild buckwheat
cinquefoil	morningglory	wild carrot
coastal redstem sage	musk thistle	wild garlic*
cockle	mustard	wild lettuce
cocklebur	nettle	wild mustard
coffeebean	nutgrass	wild onion*
coffeeweed	orange hawkweed	wild parsnip
common sowthistle		wild radish
corn flower	parsnip	wild rape
coyotebrush	pennycress*	wild strawberry
creeping jenny	pennywort	wild sweet potato
croton	peppergrass	willow
curly indigo	pepperweed	witchweed
dandelion	pigweed (hybrid)*	wormwood
devil's-claw	plantains	yellow rocket
dogbane	poison-hemlock	yellow star thistle
dogfennel	poison ivy*	and many other
elderberry	pokeweed	broadleaf weeds
fanweed	poorjoe	
fiddleneck	provertyweed	
fleabane (daisy)	prickly lettuce	
flixweed	primrose	

Some of these species may require repeat applications and/or use of higher rate recommended on this product label even under ideal conditions for application. Control of pigweeds in the High Plains area of Texas and Oklahoma may not be satisfactory with this product.

* Partially controlled.

CROPS:

Small Grains Not Underseeded With a Legume (Barley, Oats, Wheat, Rye):

See table for recommended use rates.

Spray when weeds are small after grain begins tillering but before boot stage (usually 4 to 8 inches tall). Do not apply before the tiller stage nor from early boot through milk stage. To control large weeds that will interfere with harvest or to suppress perennial weeds, preharvest treatment can be applied when the grain is in the dough stage. Best results will be obtained when soil moisture is adequate for plant growth and weeds are growing well.

Spring Planted Oats: Use 1/3 pint per acre in sufficient water to give good coverage. Apply after the fully tillered stage, except during the boot to dough stage.

10/19

Fall Planted Oats): Apply 1/6 to 5/6 pints per acre after full tillering but before early boot stage. Some difficult weeds may require higher rates of 1/2 to 5/6 pints per acre for maximum control, but injury may result. Do not spray during or immediately following cold weather.

Preharvest Treatment: Apply 3/4 to 1-1/3 pints with recommended amount of water per acre when grains are in the hard dough stage to control large weeds that may interfere with harvest. Best results will be obtained when soil moisture is sufficient to cause succulent weed growth.

Note: Oats are less tolerant to 2,4-D than wheat or barley and more likely to be injured. Do not forage or graze treated grain fields within 2 weeks after treatment with 2,4-D. Do not feed treated straw to livestock.

Wheat and Barley: Control of wild garlic and wild onion

For improved control of difficult weeds including wild garlic and wild onion, apply 2/3 to 1-1/3 pints of product per acre. Since these rates may injure the crop, do not use unless possible crop damage is acceptable. For the higher rates on spring wheat and barley, consult your local State Agricultural Experiment Station or Extension Service weed specialist for recommendations or suggestions to fit local conditions.

Control of Wild Garlic in Stubble Grain :

Following the harvest of small grains, and wild garlic often produces new fall growth. This should be sprayed with 1-1/3 to 2 quarts of product in 20 to 40 gallons of water per acre. This is a useful practice as one part of wild garlic control program. Do not plant any crop for three months after treatment. Do not forage for 14 days following applications.

Corn (Field, Sweet, Pop): See table for recommended use rates.

Preemergence: Apply product from 3 to 5 days after planting but before corn emerges. Do not use on very light, sandy soils. Use the higher rates on heavy soils. Plant corn as deep as practical.

Post Emergence: Best results are usually obtained when weeds are small and corn is 4 to 18 inches tall. When corn is over 8 inches tall, use drop nozzles. Do not apply from tasseling to dough stage. If corn is growing rapidly and temperature and soil moisture content is high, use 1/3 pint per acre rate to reduce possibility of crop damage. Delay cultivation for 8 to 10 days to prevent stalk breakage due to temporary brittleness caused by 2,4-D. Application rates of up to 2/3 pint per acre may be used to control some hard to control weeds. However, the possibility of injury to the corn is increased.

If corn is over 8 inches tall, use drop nozzles to keep spray off corn foliage as much as possible. Do not use with oil, atrazine, or other adjuvants. Since the tolerance to 2,4-D of individual hybrids varies, consult your local Extension Service, Agricultural Experiment Station, or University Weed Specialist for information.

Pre-Harvest: After the hard dough or denting stage, apply 2/3 to 1-1/3 pints per acre by air or ground equipment to suppress perennial weeds, decrease weed seed production, and control tall weeds such as bindweed, cocklebur, dogbane, jimsonweed, ragweed, sunflower, velvetleaf, and vines that interfere with harvesting. Do not forage or feed corn fodder to livestock for 7 days following application.

Post-Harvest: Following the harvest of corn, wild garlic often produces new fall growth. This should be sprayed with 1-1/3 to 2 quarts of product per acre. This is a useful practice as one part of a wild garlic control program. Do not forage 7 days following application. Do not plant any crop for three months after treatment.

11/19

Sorghum (Milo): See table for recommended rate.

Apply to sorghum when crop is 4 to 12 inches high with secondary roots well established. Use drop nozzles when crop is over 10 inches high. Do not apply from flowering to dough stage. Rates of up to 2/3 pint per acre may be used to control some hard to control weeds. However, the chance of crop injury is increased with the higher rates. Do not use with oil. Use lower rate if conditions of high temperature and high soil moisture exist. Varieties vary in tolerance to 2,4-D and some hybrids are quite sensitive. Spray only varieties known to be tolerant to 2,4-D. Contact seed company or your Agricultural Experiment Station or Extension Service weed specialists for this information.

Recommended Rates of Weed Rhap LV-6D Per Acre**

Crop (See Detailed Instructions Above)	Rate, Average Conditions	Rate, Dry Conditions as in Western States*
--	--------------------------	--

Small Grains (Wheat Barley, Rye):

Annual Weeds	1/3 to 2/3 pint	2/3 to 1-1/3 pints
Perennial Weeds	2/3 pint	5/6 to 1-1/3 pints
Preharvest	3/4 to 1-1/3 pints	

Oats:

Spring	1/3 pint	
Fall	1/3 to 1/2 pint	

Corn:

Preemergence	2/3 to 1-1/3 quarts	
Postemergence	1/3 pint	1/3 to 1/2 pint
Preharvest	2/3 to 1-1/3 pints	

Sorghum (Milo):

Postemergence	1/3 pint	1/3 to 1/2 pint
---------------	----------	-----------------

*Arizona, Idaho, Montana, Nevada, Oregon, Utah, Washington, Wyoming.

**If band treatment is used, base the dosage rate on the actual area sprayed.

RED POTATOES (Grown for fresh market): Properly timed applications of this product generally enhance red color, aid in storage retention of red color, improve skin appearance, increase tuber set, and improve tuber size uniformity (fewer jumbos). Crop response may vary depending on variety, stress factors, and local conditions. Consult with Agricultural Extension Service and other qualified crop advisors for local treatment. Apply 1.6 fl. oz. of this product per acre in 5 to 25 gallons of water using ground or aerial equipment. The specific spray volume selected should be sufficient for good coverage of plants. Make first application when potatoes are in the pre-bud stage (about 7 to 10 inches high) and make a second application about 10 to 14 days later. Do not exceed two applications per crop. Do not harvest within 45 days of application. Uneven application or mixture with other pesticides and additives may increase the risk of crop injury.

SOYBEANS (PREPLANT ONLY): For use in crop residue management systems: Apply 1/2 to 2/3 pint per acre not less than 7 days prior to planting soybeans or 2/3 to 1-1/3 pints per acre not less than 30 days prior to planting. For best weed control, apply to postemergent weeds when small, actively growing, and free of stress caused by extremes in climatic conditions, diseases, or insect damage. The response of individual weed species is variable. Consult your local county agent or state Agricultural Extension Service or crop consultant for advice. Use the higher rate on larger weeds when perennials are present.

WEEDS CONTROLLED

alfalfa*	ironweed	ragweed, giant
bindweed*	lambsquarters, common	shepherd's-purse
bullnettle	lettuce, prickly	smartweed, Pennsylvania*
bittercress, smallflowered	morningglory, annual	sowthistle, annual
buttercup, smallflowered	mousetail	speedwell
Carolina geranium	mustard, wild	thistle, Canada*
cinquefoil, common & rough	onion, wild*	thistle, bull
clover, red*	pennycress, field	velvetleaf
cocklebur, common	peppergrass*	vetch, hairy*
dandelion*	plantains	Virginia copperleaf
dock, curly	purslane, common	
evening primrose, cutleaf	ragweed, common	
garlic, wild		
*Partially controlled		

Apply using air or ground equipment in sufficient gallonage to obtain adequate coverage of weeds. Use 2 or more gallons of water per acre in aerial equipment and 10 or more gallons of water per acre in ground equipment.

After applying, plant soybean seed as deep as practical or at least 1-1/2 to 2 inches deep. Adjust the planter press wheel, if necessary, to ensure that planted seed is completely covered.

If desired, this product may be applied preplant to soybeans in tank mixtures with other herbicides such as Poast®, Poast® Plus, Roundup®, Roundup® D-Pak, Honcho®, Gramoxone® Extra, Prowl®, Pursuit® Plus, Scepter® 70DG, Squadron®, and others that are registered for preplant soybean use.

Compatible crop oil concentrates, nonionic surfactants, and fluid fertilizers approved for use on growing crops may increase the herbicidal effectiveness of 2,4-D on certain weeds and may be added to the spray tank. Read and follow all directions and precautions on this label and on all labels of adjuvants or fertilizers mixed with this product.

NOTE: Unacceptable injury to soybeans planted in treated fields may occur. Whether or not soybean injury occurs and the extent of the injury will depend on weather (temperature and rainfall) from herbicide application until soybean emergence and agronomic factors such as the amount of weed vegetation and previous crop residue present. Injury is more likely under cool, rainy conditions and where there is less weed vegetation and crop residue present.

Not registered for use in California.

USE RESTRICTIONS AND LIMITATIONS

Do not apply this product prior to planting soybeans if you are not prepared to accept the results of soybeans injury, including possible loss of stand and yield.

Do not use on low organic sandy soils (less than 1.0%).

Do not apply this product when weather conditions such as temperature, air inversions, or wind favor drift from treated areas to susceptible plants.

13/19

Do not mow or cultivate weeds prior to treating with this product as poor control may result.

Do not use any tillage operations between application and planting.

Do not feed treated hay, forage, or fodder. Restrict livestock from grazing treated fields. Do not feed or graze treated cover crops to livestock.

Only one application may be made prior to planting soybeans per growing season.

Do not replant fields treated with this product in the same growing season with crops other than those labeled for 2,4-D use.

Ornamental Turf, such as Lawns, Golf Courses (Fairways, Aprons, Tees and Roughs), Sod Farms, Cemeteries, and Parks: Use 2/3 to 2.9 pints of product in 40 to 180 gallons or enough water to give good coverage to one acre on established stands of perennial grasses, depending on type of weeds and stage of growth. Usually 2-2/3 pints per acre provides good weed control under average conditions. On turf, apply a maximum of 2.9 pints of this product per acre per application per site. Treat when weeds are young and actively growing. Do not apply to newly seeded grasses until well established. Use higher rate for hard-to-kill weeds. Use higher rate when using higher volume of water per acre. Do not exceed specified application dosages for any area. Deep-rooted perennial weeds may require repeated treatments in the same season or in subsequent years. Spray when air temperature is between 50° and 85° F. Avoid applying during excessively dry or hot periods unless irrigation (watering) is used before treatment. Do not apply if rainfall is expected within 48 hours, nor should lawns be irrigated for 48 hours following application. For optimum results, turf should not be mowed for 1 to 2 days before and after application. Reseed no sooner than 3 to 4 weeks after application of this product. Adding oil, wetting agent, or other surfactant to the spray may be used to increase effectiveness on weeds, but doing so may reduce selectivity to turf resulting in turf damage. Maximum kill of weeds will be obtained by applying in spring and early fall when weeds are actively growing. Do not use on golf greens nor on dichondra or other broadleaf herbaceous ground covers. Do not use on creeping grasses such as bent grass and St. Augustine except for spot spraying. Newly seeded turf should not be treated until after the second mowing and the lower dosage rate should be used.

Notes for all Turf Sites (excluding Sod Farms): The maximum number of broadcast applications per treatment site is 2 per year.

Grass Seed Crops:

Apply 2/3 to 2-2/3 pints per acre of product in the spring or fall to control broadleaf weeds in grass being grown for seed. Do not apply from early boot to milk stage. Spray seedling grass only after the five leaf stage, using 1/2 to 2/3 pint per acre to control small seedling weeds. After the grass is well established, higher rates of up to 2-2/3 pints per acre can be used to control hard to kill annual or perennial weeds. For best results, apply when soil moisture is adequate for good growth. Do not use on bent grass unless injury can be tolerated. Keep dairy animals off treated areas for 7 days. Do not cut grass for hay for 30 days after treatment. Do not slaughter for meat animals for 3 days after treatment.

Fallow Land:

On established perennial species such as Canada thistle and field bindweed, apply up to 4 pints per acre of product. For annual broadleaf weeds, apply 1-1/3 to 2-2/3 pints per acre. Do not plant any crop for 3 months after treatment or until 2,4-D has disappeared from soil.

Established Pastures and Rangelands:

Use 2/3 to 2-2/3 pints in sufficient water to give good coverage to one acre depending on type of weeds and stage of growth. Use only on established stands of perennial grasses. Keep dairy animals off treated areas for 7 days. Do not cut grass for hay for 30 days after treatment. Do not slaughter for meat animals for 3 days after treatment.

Wild Garlic and Wild Onion Control: Apply 2-2/3 to 2-3/4 pints of product per acre making three applications, fall-spring-fall or spring-fall-spring, starting in the late fall or early spring. Do not graze dairy cattle within 7 days of application. Do not

apply this product within 30 days of cutting grass for hay. Remove meat animals from treated areas 3 days prior to slaughter.

General Weed Control (Airfields, Roadsides, Vacant Lots, Fence Rows, Industrial Sites, and similar areas):

Use 1-1/3 to 4 pints of product per acre. Apply when most annual broadleaf weeds are still young and growing vigorously. Apply when perennial and biennial weeds are actively growing and near the bud stage, but before flowering. For best results on tansy ragwort and musk thistle, treat in rosette stage, before bolting. A second application is usually needed for best results on thistle, nettle, and bindweed. Treat wild onion or garlic in early spring and in fall when they are young and growing actively. Mix 2-2/3 of this product in 2 quarts kerosene or diesel oil, then add this mixture to 100 gallons of water. Apply 300 to 500 gallons of spray per acre, depending on the stand. The addition of a wetting agent (spray adjuvant) is suggested. Usually 2-2/3 pints per acre will give adequate control. Do not use on herbaceous ground covers or creeping grass such as bent. Legumes will usually be damaged or killed. Deep-rooted perennials may require repeat applications. Do not use on freshly seeded turf until grass is well established. Delay reseeding for 30 days or until 2,4-D has disappeared from soil.

Bitterweed, Broomweed, Croton, Kochia, Marshelder, Musk Thistle and Other Broadleaf Weeds: Use 2-2/3 to 3 pints of this product in 10 to 30 gallons of water per acre. If weeds are young and growing actively, 1-1/3 pints per acre will provide control of some species. Deep-rooted perennial weeds may require repeated treatments in the same year or in subsequent years.

Weed Control in Newly Sprigged Coastal Bermudagrass: Apply 1-1/2 to 2-3/4 pints of this product in 20 to 100 gallons of water per acre pre-emergence and/or postemergence.

Control of Southern Wild Rose: On roadsides and fencerows, use 2/3 gallon of this product plus 4 to 8 oz. of a nonionic surfactant, such as Induce®, per 100 gallons of water and spray thoroughly as soon as foliage is well developed. Two or more treatments may be required. On rangeland, apply a maximum of 2.9 pints of this product per acre pre application per site.

Spot Treatment in Non-Crop Areas: To control broadleaf weeds in small areas with a hand or back pack sprayer, use 2-2/3 fluid ounces of this product per gallon of water and spray to thoroughly wet all foliage.

Grasses in Conservation Reserve Program Areas: To control annual broadleaf weeds, apply when weeds are actively growing. Use 1/3 to 2/3 pint per acre when weeds are small; use higher rates on older weeds. Excessive injury may result if applied to young grasses with fewer than 6 leaves or prior to grasses being well established. To control biennial and perennial broadleaf weeds in established grasses, apply at a rate of 1-1/3 to 2-2/3 pints per acre. Apply to actively growing weeds. Treat when biennial weeds are in the seedling to rosette stage and before flower stalks become apparent. Treat perennial weeds in the bud to bloom stage.

NOTE: It is suggested that at least 2 gallons of water per acre by air and 5 gallons of water per acre by ground be used. Do not harvest or graze treated Conservation Reserve Program areas. Do not apply to grasses in the boot to dough stage if grass seed production is desired.

Woody Plant Control:

To control woody plants susceptible to 2,4-D, such as alder, buckbrush, elderberry, sumac, and willow on non-crop areas, use 1-1/3 to 2 quarts of product in 100 gallons of water. Wet all parts of the plants thoroughly, including stem and foliage, to the point of runoff. Higher volumes of up to 400 gallons per acre are necessary where the brush is very dense and over 6 to 8 feet high. Applications are more effective when made on actively growing plants. Treatment should not be made during time of severe drought or in early fall when leaves lose their green color. Hard to control species may require re-treatment next season. In general it is better to cut tall wood plants and spray sucker growth when 2 to 4 feet tall.

Sand Shinnery Oak and Sand Sagebrush: On the oak, use 1-1/2 pints of this product in 5 gallons of oil or in 4 gallons of water plus 1 gallon of oil per acre. Apply by aircraft between May 15 and June 15. On the sagebrush, use 1-1/2 pints in 3 gallons of oil per acre and apply by aircraft when foliage is fully expanded and the brush is actively growing.

Big Sagebrush and Rabbitbrush (for pastures and rangelands, see note below): Use 1-1/2 to 4 pints per acre in 2 to 3 gallons of oil or in 3 to 5 gallons of oil-water emulsion spray. For rabbitbrush, the 4 pints per acre rate is usually required. Brush should be leafed out and growing actively when treated. Retreatment may be necessary. Chamise, manzanita, buckbrush, coastal sage, coyotebrush and certain other chaparral species - use 1-1/2 to 4 pints per acre in 5 to 10 gallons of water. One gallon of fuel oil may be included in the spray mixture for added effectiveness. Make applications by aircraft or ground equipment to obtain uniform spray coverage. For effective control, the brush must be fully leafed out and growing actively when sprayed. Retreatment may be needed. Consult state of local brush control specialists for most effective rate, volume and timing of spray application.

NOTE: May be applied to pastures and rangeland at a maximum rate of 2.9 pints per acre per application per site.

USES IN FOREST MANAGEMENT

Conifer Release:

For control of alder, apply 2/3 to 2 quarts of product per acre per site in 8 to 25 gallons of water as a foliage spray. Treat when 3/4 of the brush foliage has attained full size leaves and before new conifer growth reaches 2" in length. This is usually between early May and mid-June. Adjust treatment date depending on stage of growth and brush species. This may cause leader deformation on exposed firs, but they should overcome this during the second year after spraying.

For control of susceptible brush species such as Ceanothus spp, Chinquapin, madrone, manzanita, oak, tanoak, and similar species to release hemlock, spruce, and firs, apply 2 quarts of product per acre per site in 8 to 25 gallons of water, just prior to or during budbreak of Douglas fir. To control Manzanita and Ceanothus in Ponderosa Pine, apply up to 2-2/3 quarts per acre before pine growth begins in spring. To increase performance, add 2 to 4quarts of diesel, fuel oil, kerosene, or a suitable approved nonionic surfactant at recommended label rate.

After northern conifers, jack pine, red pine, black spruce, and white spruce cease growth and "harden off" in late summer, a spray of 1 to 2 quarts of product in 8 to 25 gallons of water per acre per site may be applied by air to control certain competing hardwood species such as alder, aspen, birch, hazel, and willow. Since this treatment may cause occasional conifer injury, do not use if such injury cannot be tolerated. Consult your regional or extension forester or state herbicide specialist for recommendations to fit local conditions.

Tree Injections (Pine Release): To control hardwoods, such as Oaks, Hickory, Maple, Pecan, Elm, Sumac, Sweetgum and Hawthorn in forest and other noncrop areas, apply undiluted product in a concentrate tree injector calibrated to apply .7 ml. per injection. Space injections 2" apart, edge to edge, completely around the tree and close to the base. The injector bit must penetrate the inner bark. On hard-to-kill species, such as Hickory, Dogwood, Red maple, Blue beech and Ash, make injections 1 to 1-1/2 inches apart, edge to edge. Treatment may be made at any time of the year. For best results, injections should be made during growing season, May 15-October 15. For dilute injections, mix 2/3 gallon of product in 19 gallons of water.

Dormant Application (other than Pine): For the control of susceptible deciduous brush species, such as alder, cascara, cherry, poplar, and serviceberry, apply up to 2 quarts of product per acre in sufficient diesel, fuel oil or kerosene for good coverage. Application may be made by ground or air and should be made before conifer bud break.

Pine Only: Make application while pine buds are still dormant. Apply 1-1/3 quarts of product per acre in sufficient water for good coverage by air or ground equipment. Do not use this application unless some pine injury is acceptable. Use of diesel, kerosene, or other oil, or addition of surfactants to spray mix may cause unacceptable pine injury.

Christmas Tree Plantations: For control of labeled broadleaf weeds in Douglas fir Christmas trees, use 2/3 to 1-1/3 pints of this product per acre. Apply over the top of Douglas fir by ground or aerial application, e.g., only when the trees are dormant, prior to bud break. Do not spray over the top of pine or true firs (Abies spp.) Directed sprays may be made to weeds in Christmas tree plantations of all conifer species, but the spray must not contact tree foliage as injury may occur. Do not apply to weakened, diseased, or stressed seedlings, since unacceptable injury may occur. This product may be mixed with Atrazine for Christmas tree application (see Tank Mix section.)

Herbaceous Weed Control: To control over-wintering susceptible weeds, such as false dandelion, klamathweed, plantain, and tansyragwort, apply 2/3 to 2 quarts of product per acre in sufficient water for good coverage. Make application at rates and timing indicated above if pines are present. For control of hazel brush and similar species in the Lake States area, apply 1-1/3 quarts of product per acre per site in 8 to 25 gallons of water, when new shoot growth of hazel is complete.

Site Preparation:

(As Dormant Spray) - For control of alder prior to planting seedlings, apply 1-1/3 to 2-2/3 quarts of product per acre in 8 to 25 gallons of water, after alder budbreak but before foliage is 1/4 full size.

(As Foliage Spray) - For control of alder prior to planting seedlings, apply 1-1/3 - 2-2/3 quarts of product per acre in 8 to 25 gallons of water, after most alder leaves are full size.

To increase penetration, 2 to 4 quarts per acre of diesel, fuel oil, kerosene, or a suitable approved nonionic surfactant at recommended label rates may be added to the spray mixture.

TANK MIXES

Read and follow the label of each tank mix product used for precautionary statements, directions for use, geographic and other restrictions.

CEREAL GRAINS

Weed Rhap LV-6D and Buctril® ME4 for weed control on cereal grains (wheat, barley and rye): Buctril® ME4 Broadleaf Herbicide will control some annual weeds that are resistant to this product and may be tank mixed with Weed Rhap LV-6D for broader spectrum weed control on small grains. In cereal areas except Washington, Oregon and Idaho, use 1/3 to 2/3 pint of this product plus 1/2 to 3/4 pint of Buctril® ME4 per acre. In Washington, Oregon and Idaho: use 1/3 to 2/3 pint of this product plus 3/4 to 1 pint Buctril® ME4 per acre. First mix the Weed Rhap LV-6D in water, then add the Buctril® ME4. Use the higher rates for larger weeds or where weed growth is slow due to dry or cold weather. Apply before weeds are 6 inches high. Use 10 to 20 gallons total spray volume per acre with ground equipment or 5 to 10 gallons total spray volume with air application. Use higher volume on larger weeds.

Weed Rhap LV-6D and Amber® Tank Mix for Control in Wheat, Barley, Pastures, Rangeland and Conservation Reserve Program Areas: Use Amber® recommended rates and application guidelines in combination with Weed Rhap LV-6D in the following applications:

- To control broadleaf weeds beyond optimum treatment size for Amber.
- To control broadleaf weeds not listed on the Amber® label.
- To control sulfonylurea resistant weeds.
- For henbit control, apply with Amber® in early post-emergent applications.

Weed Rhap LV-6D with Banvel® (or Banvel® SGF) and Ally® (or Express®) to provide more complete Kochia control: Offers quick burndown. Provides residual activity with Ally to control later weed flushes making harvesting easier and reducing post-harvest weed control needs. Controls broader weed spectrum while offering better control of Russian thistle, mustards, flixweed and wild buckwheat. Allow for early treatment. Apply 5.3 ounces of this product with 0.1 ounce of Ally plus either 2 to 3 ounces of Banvel® or 4 to 6 ounces of Banvel® SGF per acre. The tank mix can be applied to winter wheat from the four-leaf stage (tillering) to prior to joint. It can be applied to spring wheat from the four-leaf stage through the five-leaf stage. Growers who want to rotate to a sensitive crop following wheat and are concerned about carryover from Ally® can substitute Express® in the tank mix which allow crop rotation 60 days after application. The recommended rate of Express® is 1/6 ounce peracre.

Weed Rhap LV-6D and Peak® for Post-emergent Weed Control in Grain Sorghum: Use 2-1/2 to 5 ounces per acre of Weed Rhap LV-6D in combination with Peak® herbicide. Application should be made as a directed spray when sorghum reaches 5-8" or 8-24" in height. For Applications in Wheat, Barley and Rye: Use the lower tank mix rate for Peak® in

17/19

conjunction with 5 to 8 ounces per acre of Weed Rhap LV-6D to control thistles and field bindweed. Application limited to spring after tillering and prior to jointing. For Control of Kochia (1-6"), Lambsquarter (1-6"), Morningglories (1-6") and Pigweeds (1-8") in Wheat and Fall Seeded Barley: Apply tank mix rate of Peak in combination with 5 to 8 ounces per acre of Weed Rhap LV-6D after tillering and prior to jointing.

Weed Rhap LV-6D and Finesse® for Post-emergent Applications to Control Broadleaf Weeds in Wheat and Barley: Combine label recommended use rates of Finesse with 5 to 10 ounces per acre of Weed Rhap LV-6D. Follow all spray application guidelines as outlined on the Finesse label.

SOYBEANS

Weed Rhap LV-6D and Turbo® 8EC in reduced-tillage or no-till systems: Weed Rhap LV-6D may be applied in combination with Turbo® 8EC for the control of annual grasses and broadleaf weeds and the suppression of emerged perennial weeds when soybeans are directly seeded into a stale seedbed, cover crop or in previous crop residues. Special precautions: poor weed control and/or crop injury may result if directions are not followed. Do not use a rib-type press wheel on your no-till planter or crop injury may result. Apply at a rate of 1-1/3 pints Weed Rhap LV-6D (1 Lb. a.i.) per acre with labeled rates of Turbo® 8EC. Application is recommended 30 days prior to planting.

Weed Rhap LV-6D and Poast® as a burndown prior to planting soybeans: For broad spectrum post-emergence weed control, a tank mix application of Weed Rhap LV-6D with Poast® may be made for control of emerged broadleaf and grass weeds before planting soybeans. Apply at a rate of 2/3 pints this product (1/2 Lb. a.i.) per acre with labeled rates of Poast® up to 30 days prior to planting.

Weed Rhap LV-6D with Scepter®, Scepter 70DG or Squadron® in preplant applications on no-till soybeans: For broad spectrum post-emergence weed control, a tank mix application of Weed Rhap LV-6D with Scepter®, Scepter® 70 DG or Squadron® herbicides may be made for the control of emerged broadleaf and grass weeds before planting soybeans. Apply at a rate of 1/2 lb. a.i. of this product (Approximately 2/3 pint) per acre up to 7 days prior to planting, or 1 lb. a.i. (approximately 1-1/3 pints) per acre up to 30 days prior to planting with labeled rates of Scepter®, Scepter® 70DG or Squadron® herbicides.

Weed Rhap LV-6D and Sencor® as knockdown herbicides for no-till. Weed Rhap LV-6D with Sencor® DF alone or in combination with Dual®, Lasso®, Surflan® or Prowl® may be applied as an early preplant surface application for the control of certain broadleaf weeds and grasses in soybeans in minimum or no-till products. Application is recommended 30 days prior to planting. Apply at a rate of 1-1/3 pints this product (1 Lb. a.i.) per acre with labeled rates of Sencor®. Where grass herbicide is used in tank mix, apply at the rates specified on that product's label.

CHRISTMAS TREES

Weed Rhap LV-6D and Atrazine for weed control in forest and Christmas tree plantings: A tank mix of these two products can be used to control weeds and thus aid in establishment of young transplants of Douglas fir, grand fir, nobel fir, white fir, Austrian pine, bishop pine, Jeffrey pine, Knobcone pine, loblolly pine, lodgepole pine, Monterey pine, ponderosa pine, scotch pine, slash pine, blue spruce and Sitka spruce.

The mix should be applied between fall and early spring, preferably in February or March, while trees are still dormant, or soon after transplanting. Weeds should not be more than 1-1/2 inches high. It can be applied with either ground or air equipment. Helicopters have been highly effective for reforestation applications or steep terrain. Uniform application is the key to good weed control. Use 20 to 40 gallons of water per acre for ground application. When applying by air, use a minimum of 5 gallons of water. Be sure equipment is properly calibrated. All screens in the spray system -- nozzles, and in-line and suction strainers -- should be 15 mesh or coarser. Use a pump with capacity to maintain a nozzle pressure of 35 to 40 psi, and sufficient agitation to keep the mixture in suspension in the spray tank. If a nurse tank is used, keep the mixture agitated while awaiting transfer to the spray tank. Mix 2 to 4 quarts atrazine 4L or 2-1/2 to 5 pounds atrazine 80W with 2/3 to 2 quarts per acre of Weed Rhap LV-6D. The actual rate of atrazine used should depend on soil type. Soils high in organic matter require higher rates than light to medium soils. Band application to Christmas Trees - Calculate the amount to be applied per acre. The band width in inches, divided by the rows spacing in inches, times the rate per acre for broadcast

18/19

treatment will equal the amount needed per acre for band treatment. For example, when treating a 4-foot band over trees planted in rows of 8 feet apart, apply 1-1/4 to 2-1/2 pounds of atrazine per acre. Please read atrazine label(s) for additional instructions.

NON-CROP & WOODY PLANT CONTROL

Weed Rhap LV-6D and Garlon® 4 or Garlon® 3A Tank Mixtures for Non-Crop Area: Broadleaf Weed Control: Use 1-1/3 to 2-2/3 pints Weed Rhap LV-6D plus 2 to 6 pints Garlon® 4 or 3 to 8 pints Garlon® 3A per acre. For wider spectrum control of broadleaf weeds and woody plants, apply as a broadcast spray in enough water to deliver 20 to 100 gallons total spray per acre. Apply when broadleaf weeds are actively growing. **Woody Plant Control - Broadcast Foliar Spray:** Use 2/3 to 1-1/3 gallons Weed Rhap LV-6D plus 1-1/2 to 3 quarts Garlon® 4 or 2 to 4 quarts Garlon® 3A per acre. Apply as a broadcast spray in enough water to deliver 20 to 100 gallons total spray per acre. Apply when woody plants are actively growing. **Woody Plant Control High Volume Leaf-Stem Treatment with Ground Equipment:** Use 2/3 to 5-1/3 quarts Weed Rhap LV-6D plus 1-1/2 to 12 pints Garlon® 4 or 2 to 16 pints Garlon® 3A per acre. Mix 1/2 to 1-1/3 quarts product, plus 1-1/2 to 3 pints Garlon® 4 or 2 to 4 pints Garlon® 3A in enough water to make 100 gallons of spray. Apply at a volume of 100 to 400 gallons of total spray per acre depending on size and density of woody plants. Thoroughly wet all leaves, stems, and root collars of plants to be controlled. **Woody Plant Control Aerial Application (Helicopter only):** Use 2/3 to 1-1/3 gallons Weed Rhap LV-6D plus 3 to 4 quarts Garlon® 4 or 4 to 6 quarts Garlon® 3A per acre. Apply in a total spray volume of 10 to 30 gallons per acre using drift control equipment or an effective drift control agent such as Sta-Put® or Strike Zone®. Use the higher rates and volumes when plants are dense or under drought conditions.

Weed Rhap LV-6D and Banvel® Herbicide tank mix for Non-Crop Areas: Annual Broadleaf Weeds: Use 1-1/3 to 2-2/3 pints this product per acre plus 1/2 to 1-1/2 pints Banvel®. For wider spectrum control of broadleaf weeds and woody plants, apply as a broadcast spray in enough water to deliver 20 to 100 gallons total spray per acre. Apply when broadleaf weeds are actively growing. Use the higher rates when treating dense or tall vegetative growth. **Perennial and Biennial Broadleaf Weeds:** Use 2 to 4 pints this product per acre plus 1/2 to 6 pints Banvel®. Apply as a broadcast spray in enough water to deliver 20 to 100 gallons total spray per acre. Apply when broadleaf weeds are actively growing but prior to flowering. Use the lower rates for biennials less than 3 inches rosette diameter. Use the higher rate for perennial weeds or for biennial weeds past the 3 inch rosette stage. **Woody Plant Control Broadcast, High Volume, Stem Foliage or Aerial Application:** Use 2/3 to 1-1/3 gallons this product per acre plus 2 to 8 quarts Banvel®. Apply as a broadcast spray in enough water to deliver 20 to 100 gallons total spray per acre or apply as a high volume stem foliage spray in enough volume to thoroughly wet leaves, stems, and root collars (100 to 400 gallons per acre) or apply aerially in enough water to deliver total spray volume of 10 to 30 gallons per acre using drift control equipment or an effective drift control agent such as Sta-Put or Strike Zone. Use the higher rates and volumes when plants are dense or under drought conditions.

Tank Mixes of Weed Rhap LV-6D and Escort®, Oust® or Telar® herbicides improve control of some target species and may also be tank mixed with these products for post-emergent weed control. Tank mixes have shown improved control where resistant bio-types are present.

NOTE: All intended tank mix combinations should be used only in recommended areas on the same broadleaf weed species found on both labels. For application methods and other use specifications, use the most restricted limitations from labeling of both products.

CONDITIONS OF SALE - LIMITED WARRANTY AND LIMITATIONS OF LIABILITY AND REMEDIES

Read the Conditions of Sale - Warranty and Limitations of Liability and Remedies before using this product. If the terms are not acceptable, return the product, unopened, and the full purchase price will be refunded.

The directions on this label are believed to be reliable and should be followed carefully. Insufficient control of pests and/or injury to the crop to which the product is applied may result from the occurrence of extraordinary or unusual weather conditions or the failure to follow the label directions or good application practices, all of which are beyond the control of Helena Chemical Company (the "Company") or seller. In addition, failure to follow label directions may cause injury to

crops, animals, man or the environment. The Company warrants that this product conforms to the chemical description on the label and is reasonably fit for the purpose referred to in the directions for use subject to the factors noted above which are beyond the control of the Company. The Company makes no other warranties or representations of any kind, express or implied, concerning the product, including no implied warranty of merchantability or fitness for any particular purpose, and no such warranty shall be implied by law.

The exclusive remedy against the Company for any cause of action relating to the handling or use of this product shall be limited to, at Helena Chemical Company's election, one of the following:

1. Refund of the purchase price paid by buyer or user for product bought, or
2. Replacement of the product used

To the extent allowed by law, the Company shall not be liable and any and all claims against the Company are waived for special, indirect, incidental, or consequential damages or expense of any nature, including, but not limited to, loss of profits or income. The Company and the seller offer this product and the buyer and user accept it, subject to the foregoing conditions of sale and limitation of warranty, liability and remedies.

© Copyright Helena Chemical Company, 2003.

Induce® is a registered trademark of Helena Chemical Company.

Sencor® is a registered trademark of Bayer Corporation.

Garlon® and Surflan® is a registered trademark of DowAgro Sciences.

Buctril® is a registered trademark of Aventis Crop Science.

Escort®, Oust®, Telar®, Ally®, and Express® are registered trademarks of E. I. DuPont de Nemours & Co., Inc.

Dual®, Amber®, Gramoxone® Extra, and Peak® are registered trademarks of Syngenta Crop Protection, Inc.

Roundup®, Lasso®, Roundup® D-Pak, and Honcho® are registered trademarks of Monsanto Company.

Banvel®, Squadron®, Scepter®, Pursuit®, Poast®, and Prowl®, is a registered trademark of BASF Ag Products.