


PM 23 5905-503

10/13

Please read instructions on reverse before completing form.

Form Approved. OMB No. 2070-0060. Approval expires 11-30-93

(A) 	United States Environmental Protection Agency Office of Pesticide Programs (H7505C) Washington, DC 20460	<input type="checkbox"/> Registration <input type="checkbox"/> Amendment <input checked="" type="checkbox"/> Other	OPP Identifier Number 210261
	Application for Pesticide:		

Section I

1. Company/Product Number 5905-503	2. EPA Product Manager JOANNE MILLER	3. Proposed Classification <input checked="" type="checkbox"/> None <input type="checkbox"/> Restricted
4. Company/Product (Name) WEED RHAP A-6D	PM# 23	
5. Name and Address of Applicant (Include ZIP Code) HELENA CHEMICAL COMPANY 6075 POPLAR AVENUE, SUITE 500 MEMPHIS, TN 38119 <input type="checkbox"/> Check if this is a new address	6. Expedited Review. In accordance with FIFRA Section 3(c)(3)(b)(i), my product is similar or identical in composition and labeling to: EPA Reg. No. _____ Product Name _____	

Section II

<input type="checkbox"/> Amendment - Explain below	<input type="checkbox"/> Final printed labels in response to Agency letter dated _____
<input type="checkbox"/> Resubmission in response to Agency letter dated _____	<input type="checkbox"/> "Me Too" Application.
<input checked="" type="checkbox"/> Notification - Explain below.	<input type="checkbox"/> Other - explain below.



Explanation: Use additional page(s) if necessary. (For section I and Section II.)

TO ADD SPIGOTS FOR TRANSFER OF 2,4-D CLEARED BY EPA 1/26/95

Section III

1. Material This Product Will Be Packaged In:				2. Type of Container	
Child-Resistant Packaging <input type="checkbox"/> Yes* <input type="checkbox"/> No	Unit Packaging <input type="checkbox"/> Yes <input type="checkbox"/> No	Water Soluble Packaging <input type="checkbox"/> Yes <input type="checkbox"/> No	<input type="checkbox"/> Metal <input type="checkbox"/> Plastic <input type="checkbox"/> Glass <input type="checkbox"/> Paper <input type="checkbox"/> Other (Specify) _____		
* Certification must be submitted.		If "Yes," Unit Package wgt.	No. per container	If "Yes," Package wgt.	No. per container
3. Location of Net Contents Information <input type="checkbox"/> Label <input type="checkbox"/> Container		4. Size(s) of Retail Container		5. Location of Label Directions <input type="checkbox"/> On Label <input type="checkbox"/> On Labeling accompanying product	
6. Manner In Which Label Is Affixed To Product <input type="checkbox"/> Lithograph <input type="checkbox"/> Paper glued <input type="checkbox"/> Stenciled		<input type="checkbox"/> Other (_____)			

Section IV

1. Contact Point (Complete items directly below for identification of individual to be contacted, if necessary, to process this application.)		
Name BEVERLEY NEALE	Title REGISTRATION SPECIALIST	Telephone No. (Include Area Code) 901-537-8611
Certification I certify that the statements I have made on this form and all attachments thereto are true, accurate and complete. I acknowledge that any knowingly false or misleading statement may be punishable by fine or imprisonment or both under applicable law.		6. Date Application Received (Stamped)
2. Signature 	3. Title REGISTRATION SPECIALIST	 10/13
4. Typed Name BEVERLEY NEALE	5. Date JUNE 1, 1995	

BEST COPY AVAILABLE

20713

WEED RHAP A-6D

2,4-D AMINE HERBICIDE

ACTIVE INGREDIENT:

Dimethylamine Salt of 2,4-Dichlorophenoxyacetic Acid 66.3%

INERT INGREDIENTS: 33.7%

TOTAL 100.0%

Equivalent to 55.1% of 2,4-Dichlorophenoxyacetic acid or 5.6 lb./gal.

Isomer specific by AOAC Method 6.275, 13th Ed., 1980.

KEEP OUT OF REACH OF CHILDREN

CAUTION


See Side Panel for Additional Precautionary Statements.

EPA REG. NO. 5905-503

EPA EST. NO.

NET CONTENTS:

**MANUFACTURED BY
HELENA CHEMICAL COMPANY
MEMPHIS, TN 38119**



- 13

**PRECAUTIONARY STATEMENTS
HAZARDS TO HUMANS AND DOMESTIC ANIMALS**

CAUTION

Avoid contact with skin, eyes, or clothing. Harmful if swallowed. Avoid inhaling vapor or spray mist.

PERSONAL PROTECTIVE EQUIPMENT

Applicators and other handlers must wear:

- Coveralls over short-sleeved shirt and short pants
- Waterproof gloves
- Chemical-resistant footwear plus socks
- Protective Eyewear
- Chemical-resistant headgear for overhead exposure
- Chemical-resistant apron when cleaning equipment, mixing or loading

Follow manufacturer's instructions for cleaning/maintaining PPE. If no such instructions for washables, use detergent and hot water. Keep and wash PPE separately from other laundry. After each day of use, clothing or PPE must not be re-used until it has been cleaned.

Engineering Controls Statements

If this container contains 5 gallons or more in capacity, do not open or pour. A mechanical system (such as a probe and pump or spigot) must be used for transferring the contents of this container. If the contents of a non-refillable pesticide container are emptied, the probe must be rinsed before removal. If the mechanical system is used in a manner that meets the requirements listed in the Worker Protection Standard (WPS) for agricultural pesticides [40 CFR 170.240 (d) (4)], the handler PPE requirements may be reduced or modified as specified in the WPS.

When handlers use enclosed cabs, or aircraft in a manner that meets the requirements listed in the Worker Protection Standard (WPS) for agricultural pesticides [40 CFR 170.240 (d)(4-6)], the handler PPE requirements may be reduced or modified as specified in the WPS.

USER SAFETY RECOMMENDATIONS

Users should:

- Wash hands before eating, drinking, chewing gum, using tobacco or using the toilet.
- Remove clothing immediately if pesticide gets inside. Then wash thoroughly and put on clean clothing.
- Remove PPE immediately after handling this product. Wash the outside of gloves before removing. As soon as possible, wash thoroughly and change into clean clothing.

STATEMENT OF PRACTICAL TREATMENT

IF ON SKIN: Wash with plenty of soap and water. Get medical attention if irritation persists.

IF SWALLOWED: Call a physician or poison control center. Drink 1 or 2 glasses of water and induce vomiting by touching back of throat with finger. Do not induce vomiting or give anything by mouth to an unconscious person.

IF IN EYES: Flush with plenty of water. Get medical attention if irritation persists.

IF INHALED: Move victim to fresh air. Give artificial respiration if needed. Get medical attention.

ENVIRONMENTAL HAZARDS

For terrestrial uses, do not apply directly to water, or to areas where surface water is present or to intertidal areas below the mean high water mark.. Do not apply when weather conditions favor drift from target area. Spray equipment used in applying this product should be thoroughly cleaned before using for any other purpose. Use repeated flushing with soap and warm water or suitable chemical cleaner. It is best to use a separate sprayer for application of insecticides and fungicides. Do not contaminate water by cleaning of equipment or disposal of washwaters. This product will kill or seriously injure many desirable forms of vegetation. Do not apply directly to flowers, fruits, vegetables, grapes, ornamentals, cotton or other desirable plants. Do not use when there is hazard from drifting mists. (Coarse sprays are less likely to drift.) Vapors from this product may injure susceptible plants in the immediate vicinity. Avoid contamination of water used for domestic purposes and irrigation purposes. Excessive amounts of this product in the soil may temporarily inhibit seed germination and plant growth.

This product is toxic to aquatic invertebrates. Drift or runoff may adversely affect aquatic invertebrates and nontarget plants. Do not apply directly to water except as specified on this label. Do not contaminate water when disposing of equipment washwaters.

GROUNDWATER CONTAMINATION

Most cases of groundwater contamination involving phenoxy herbicides such as 2,4-D have been associated with mixing/loading and disposal sites. Caution should be exercised when handling 2,4-D pesticides at such sites to prevent contamination of groundwater supplies. Use of closed systems for mixing or transferring this pesticide will reduce the probability of spills. Placement of the mixing/loading equipment on an impervious pad to contain spills will help prevent groundwater contamination.

CHEMIGATION PROHIBITION

Do not apply this product through any type of irrigation system.

DIRECTIONS FOR USE

It is a violation of Federal law to use this product in a manner inconsistent with its labeling.

Do not apply this product in a way that will contact workers or other persons, either directly or through drift. Only protected handlers may be in the area during application. For any requirements specific to your State or Tribe, consult the agency responsible for pesticide regulation.

AGRICULTURAL USE REQUIREMENTS

Use this product only in accordance with its labeling and with the Worker Protection Standard, 40 CFR part 170. This Standard contains requirements for the protection of agricultural workers on farms, forests, nurseries, and greenhouses, and handlers of agricultural pesticides. It contains requirements for training, decontamination, notification, and emergency assistance. It also contains specific instructions and exceptions pertaining to the statements on this label about personal protective equipment (PPE), and restricted-entry interval. The requirements in this box only apply to uses of this product that are covered by the Worker Protection Standard.

Do not enter or allow worker entry into treated areas during the restricted entry interval (REI) of 48 hours.

PPE required for early entry to treated areas that is permitted under the Worker Protection Standard and that involves contact with anything that has been treated, such as plants, soil, or water, is:

- Coveralls over short-sleeved shirt and short pants
- Waterproof gloves
- Chemical-resistant footwear plus socks
- Protective Eyewear
- Chemical-resistant headgear for overhead exposure

NON-AGRICULTURAL USE REQUIREMENTS

The requirements in this box apply to uses of this product that are NOT within the scope of the Worker Protection Standard for agricultural pesticides (40 CFR Part 170). The WPS applies when this product is used to produce agricultural plants on farms, forests, nurseries, or greenhouses. For Turf Sites (excluding sod farms): Do not allow people (other than applicator) or pets on treatment area during application. Do not enter treatment areas until spray has dried.

STORAGE AND DISPOSAL

PROHIBITIONS: Do not contaminate water, food, or feed by storage or disposal. Do not store under conditions which might adversely affect the container or its ability to function properly.

STORAGE: Do not store below temperature of 0°F. If frozen, warm to 40°F and redissolve before using by rolling or shaking container. This product can be stored in an unheated building. Store in a safe manner. Store in original container only. Keep container tightly closed when not in use. Reduce stacking height where local conditions can affect package strength. Personnel should use clothing and equipment consistent with good pesticide handling.

PESTICIDE DISPOSAL: Pesticide wastes are toxic. Improper disposal of excess pesticide, spray mixture, or rinsate is a violation of Federal law and may contaminate groundwater. If these wastes cannot be disposed of by use according to label instructions, contact your State Pesticide or Environmental Control Agency, or the Hazardous Waste representative at the nearest EPA Regional Office for guidance.

CONTAINER DISPOSAL:

Metal: Triple rinse (or equivalent). Then offer for recycling or reconditioning, or puncture and dispose of in a sanitary landfill, or by other procedures approved by state and local authorities.

Plastic: Triple rinse (or equivalent). Then offer for recycling or reconditioning, or puncture and dispose of in a sanitary landfill, or incineration, or, if allowed by state and local authorities, by burning. If burned, stay out of smoke.

This product can reach groundwater as a result of mixing and loading. To minimize groundwater contamination from spills during mixing, loading, and cleaning of equipment, take the following steps:

Mixing and Loading:

The mixing and loading of spray mixtures into the spray equipment must be carried out on an impet-

vious pad (i.e., concrete slab, plastic sheeting) large enough to catch any spilled material. If spills occur, contain the spill by using an absorbent material (e.g., sand, earth, or synthetic absorbent). Dispose of the contaminated absorbent material by placing in a plastic bag and following disposal instructions on this label.

Triple rinse empty containers and add the rinsate to the mixing tank.

Cleaning of Equipment: When cleaning equipment, do not pour the washwater on the ground; spray or drain over a large area away from wells and other water sources.

GENERAL INFORMATION

Performance of this product may be affected by local conditions, crop varieties, and application method. User should consult local extension service, agricultural experiment, or university weed specialists, and state regulatory agencies for recommendations in your area.

Best results are obtained when product is applied to young succulent weeds that are actively growing. Application rates lower than recommended will be satisfactory on susceptible annual weeds. For perennial weeds and conditions such as the very dry areas of the western states, where control is difficult, the higher recommended rates should be used.

When product is used for weed control in crops, the growth stage of the crop must be considered.

Some plants and weeds, especially woody varieties, are difficult to control and may require repeat applications. Application rates should be 1 to 5 gallons of total spray by air or 5 to 25 gallons by ground equipment unless otherwise directed. In either case, use the same amount of 2,4-D recommended per acre. For crop uses, do not mix with oil, surfactants, or other adjuvants unless specifically recommended on label. To do so may reduce herbicides selectivity and could result in crop damage.

Aerial application should be used only when there is no danger of drift to susceptible crops. Many states have regulations concerning aerial application of 2,4-D formulations. Consult local regulatory authorities before making applications. Weed Rhap A-6D contains the Dimethylamine salt of 2,4-D, one of the least volatile forms of 2,4-D. Vapors released by this product are insufficient to cause damage to adjacent susceptible crops.

Because coarse sprays are less likely to drift than fine, do not use equipment (such as hollow cone small orifice nozzles) or conditions (such as high pressure) that produce such sprays.

Product should not be allowed to come into contact with desirable, susceptible plants such as beans, cotton, fruit trees, grapes, legumes, ornamentals, peas, tomatoes, and other vegetables. Product should not be used in greenhouses. Excessive amounts of this product in the soil may temporarily inhibit seed germination and all plant growth.

Users should note that herbicide treatment of public water requires a permit from appropriate state agencies in most states. Your state Conservation Department, or Game and Fish Commission will aid you in securing a permit in your state.

If stored below freezing, product should be warmed to at least 70°F and agitated before using. This

does not affect the efficiency of the product.

Spray equipment used to apply 2,4-D should not be used for any other purpose until thoroughly cleaned with a suitable chemical cleaner.

Spray Preparation: Add the recommended amount of product to approximately one-half the volume of water to be used for spraying. Agitate well, then add the remainder of the water. Continue agitation during application until spray tank is empty.

Use in Liquid Nitrogen Fertilizer: Product may be combined with liquid nitrogen fertilizer suitable for foliar application on corn, grass, pastures, or small grains in one operation. Use Weed Rhap A-6D according to directions on this label for those crops. Use liquid nitrogen fertilizer at rates recommended by supplier or extension service specialist. Mix the Weed Rhap A-6D and fertilizer according to the following instructions:

Fill the spray tank approximately 1/2 full with the liquid nitrogen fertilizer. In a separate container, mix the amount of Weed Rhap A-6D to be used with an equal amount of water. Add Weed Rhap A-6D mixture to the spray tank while agitating. Add the remainder of the liquid fertilizer while continuing to agitate. Apply immediately, maintaining agitation during application until tank is empty. **DO NOT APPLY DURING COLD (NEAR FREEZING) WEATHER.** Spray mixture must be used immediately and may not be stored.

NOTE: Pre-mixing the Weed Rhap A-6D with an equal amount of water is important.

WHERE TO USE

Weed Rhap A-6D is used to control broadleaved weeds in cereal crops, corn, sorghum, weeds and brush in rangeland, pastures, rights-of-way, similar noncrop uses, tree injection, and for aquatic weed control.

PLANTS CONTROLLED

Weed Rhap A-6D will kill or control the following in addition to many other noxious plants susceptible to 2,4-D:

Arrowhead	Cocklebur	Morningglory	Sow thistle
Artichoke	Coffee bean	Mustard	Stinkweed
Bindweed (hedge, field, and European)	Creeping jenny	Nutgrass	Sumac
Bitter wintercress	Curley indigo	Parrot feather	Sunflower
Boxelder	Duckweed	Pennywort	Virginia creeper
Buckhorn	Elderberry	Pigweed	Water hyacinth,
Bull thistle	Goldenrod	Plaintain	Water lily . . .
Bulrush	Ground Ivy	Poison Ivy	Water primrose
Burdock	Hemp	Pokeweed	Wild garlic
Bur ragweed	Hoary cress	Povertyweed	Wild lettuce . . .
Buttercup	Honeysuckle	Puncture vine	Wild Onion . . .
Canada thistle	Indigo	Purslane	Wild radish . . .
	Ironweed	Rush	Willow . . .
	Jimsonweed	Russian thistle	Witchweed . . .

80712

Catnip
Chickweed
Chicory

Lambsquarters
Locoweed
Mexican weed

Sagebrush
Shepherdspurse
Smartweed

CROPS:

SMALL GRAINS NOT UNDERSEEDED WITH A LEGUME (BARLEY, OATS, WHEAT, RYE): See table for recommended use rates.

Spray when weeds are small after grain begins tillering but before boot stage (usually 4 to 8 inches tall). Do not apply before the tiller stage nor from early boot through milk stage. To control large weeds that will interfere with harvest or to suppress perennial weeds, preharvest treatment can be applied when the grain is in the dough stage. Best results will be obtained when soil moisture is adequate for plant growth and weeds are growing well.

Spring Planted Oats: Apply in sufficient water to give good coverage. Apply after the fully tillered stage, except during the boot to dough stage.

Fall Planted Oats: Apply after full tillering but before early boot stage. Some difficult weeds may require higher rates of 2/3 to 1 pint per acre for maximum control, but injury may result. Do not spray during or immediately following cold weather.

Note: Oats are less tolerant to 2,4-D than wheat or barley and more likely to be injured. Do not forage or graze treated grain fields within 2 weeks after treatment with 2,4-D. Do not feed treated straw to livestock.

CORN: See table for recommended use rates.

Preemergence: Apply Weed Rhap A-6D from 3 to 5 days after planting but before corn emerges. Do not use on very light, sandy soils. Use the higher rates on heavy soils. Plant corn as deep as practical.

Post Emergence: Best results are usually obtained when weeds are small and corn is 5 to 18 inches tall. When corn is over 8 inches tall, use drop nozzles. Do not apply from tasseling to dough stage. If corn is growing rapidly and temperature and soil moisture content is high, use 1/3 pint per acre rate to reduce possibility of crop damage. Delay cultivation for 8 to 10 days to prevent stalk breakage due to temporary brittleness caused by 2,4-D. Application rates of up to 2/3 pint/acre may be used to control some hard to control weeds. However, the possibility of injury to the corn is increased. If corn is over 8 inches tall, use drop nozzles to keep spray off corn foliage as much as possible. Do not use with oil, atrazine, or other adjuvants. Since the tolerance to 2,4-D of individual hybrids varies, consult your local Extension Service, Agricultural Experiment Station, or University Weed Specialist for information.


Pre-Harvest: After the hard dough or denting stage, apply 2/3 to 1-1/3 pints per acre of Weed Rhap A-6D by air or ground equipment to suppress perennial weeds, decrease weed seed production, and control tall weeds such as bindweed, cocklebur, dogbane, jimsonweed, ragweed, sunflower, velvetleaf, and vines that interfere with harvesting. Do not forage or feed corn fodder to livestock for 7 days after treatment.

days following application.

SORGHUM (Milo): See table for recommended rate. Apply to sorghum when crop is 4 to 12 inches high with secondary roots well established. Use drop nozzles when crop is over 10 inches high. Do not apply from flowering to dough stage. Rates of up to 2/3 pint per acre may be used to control some hard to control weeds. However, the chance of crop injury is increased with the higher rates. Do not use with oil. Use lower rate if conditions of high temperature and high soil moisture exist.

RICE: See table for recommended rate. Apply Weed Rhap A-6D in sufficient water to cover one acre when weeds are in active growth stage. Rice plants are sensitive to 2,4-D in early stages of growth; therefore, it is advisable to delay spraying until the second or third week after flooding. Water in the field should be shallow enough to perrait direct application of the spray material to the weeds. Make all treatments well in advance of heading.

SUGARCANE: See table for recommended rate. Apply as a pre- or post-emergent spray according to state recommendations. Do not apply within 6 weeks of harvest. Up to 4 applications per season may be used in accordance with state recommendations.



1D413

**RECOMMENDED RATES OF
WEED RHAP A-6D PER ACRE**

Crop	Normal Rates (usually safe to crop)	Higher rates for Special Situations* (more likely to injure crop)
<i>SMALL GRAINS</i>		
Spring Postemergence		
wheat, barley, rye	1/2 to 1 pint	1-1/3 to 2 pints
oats	1/3 to 2/3 pint	1 to 1-1/3 pints
Preharvest (dough stage)		
wheat, barley, oats	2/3 to 1-1/3 pints	1-1/3 to 2 pints
<i>CORN</i>		
Preemergence	1-1/3 to 2-2/3 pint	
Emergence	2/3 pint	1 pint
Postemergence		
up to 8 inches tall	1/3 to 2/3 pint	
8 inches to tasseling (use only directed spray)	2/3 pint	1 to 1-1/3 pints
Preharvest	2/3 to 1-1/3 pints	
<i>SORGHUM</i>		
Postemergence		
6 to 8 inches tall	1/2 to 2/3 pint	
8 to 15 inches tall (use only directed spray)	2/3 pint	1 to 1-1/3 pints
<i>RICE</i>		
	2/3 to 1-2/3 pints	1-1/3 to 2 pints
<i>SUGARCANE</i>		
	1-1/3 to 2-2/3 pints	

Note: The higher rates as recommended above may be necessary to control difficult weed problems, such as dry conditions in the Western States. They should not be used, however, unless possible crop injury is acceptable. User should consult local Extension Service or Agriculture Experiment Station Weed Specialist for recommendations on special conditions.

*Arizona, Idaho, Montana, Nevada, Oregon, Utah, Washington, Wyoming.

****If band treatment is used, base the dosage rate on the actual area sprayed.**

ORNAMENTAL TURF: Use $2/3$ to 2 pints of Weed Rhap A-6D in enough water to give good coverage to one acre on established stands of perennial grasses, depending on type of weeds and stage of growth. Do not use on creeping grasses such as bentgrass except for spot spraying. Newly seeded turf should not be treated until after the second mowing and the lower dosage rate should be used.

NOTES FOR ALL TURF SITES: (excluding sod farms)

The maximum number of broadcast applications per treatment site is 2 per year.

GRASS SEED CROPS: Apply $2/3$ to $2-2/3$ pints of Weed Rhap A-6D per acre in the Spring or Fall to control broadleaf weeds in grass being grown for seed. Do not apply from early boot to milk stage. Spray seedling grass only after the five leaf stage, using $1/2$ to $2/3$ pint per acre to control small seedling weeds. After the grass is well established, higher rates of up to $2-2/3$ pints per acre can be used to control hard-to-kill annual or perennial weeds. For best results, apply when soil moisture is adequate for good growth. Do not use on bentgrass unless injury can be tolerated. Keep dairy animals off treated areas for 7 days. Do not cut grass for hay for 30 days after treatment. Do not slaughter for meat animals for 3 days after treatment.

FALLOW LAND: On established perennial species such as Canada thistle and field bindweed, apply up to 2 quarts per acre of Weed Rhap A-6D. For annual broadleaf weeds, apply $2/3$ to $1-1/3$ quarts per acre. Do not plant any crop for 3 months after treatment or until 2,4-D has disappeared from soil.

ESTABLISHED PASTURES AND RANGELANDS: Use $2/3$ to $2-2/3$ pints of Weed Rhap A-6D in sufficient water to give good coverage to one acre depending on type of weeds and stage of growth. Use only on established stands of perennial grasses. Keep dairy animals off treated areas for 7 days. Do not cut grass for hay for 30 days after treatment. Do not slaughter for meat animals for 3 days after treatment.

GENERAL WEED CONTROL: (Airfields, roadsides, vacant lots, drainage ditch banks, fence rows, industrial sites and similar areas): Use $2/3$ to 2 quarts of Weed Rhap A-6D per acre. Usually $1-1/3$ quarts per acre will give adequate control. Do not use on herbaceous ground covers or creeping grass such as Bent grass. Legumes will usually be damaged or killed. Deep-rooted perennials may require repeat applications. Do not use on freshly seeded turf until grass is well established. Delay reseeding for 3 months or until 2,4-D has disappeared from soil.

WOODY PLANT CONTROL: To control woody plants susceptible to 2,4-D, such as alder, buckbrush, elderberry, sumac, and willow on non-crop areas, use $1-1/3$ to 2 quarts of Weed Rhap A-6D per acre in 100 gallons of water. Wet all parts of the plants thoroughly, including stem and foliage, to the point of run off. Higher volumes of up to 400 gallons per acre are necessary where the brush is very dense and over 6 to 8 feet high. Applications are more effective when made on actively growing plants. Treatment should not be made during time of severe drought or in early Fall when leaves lose their green color. Hard to control species may require re-treatment next season.

TREE INJECTION: For the control of unwanted hardwoods such as elm, oak, hickory, and sweetgum in forest and other non-crop areas, apply undiluted Weed Rhap A-6D by injecting $2/3$ mi

through the bark, using one injection per inch of trunk diameter measured at breast height (4 1/2 feet). For harder to control species (ash, maple, dogwood), use 1-1/3 ml of undiluted Weed Rhap A-6D per injection. All injections should be as near the root collar as possible and should be evenly spaced around the trunk. Injections may be made at any time of the year but are most effective during the growing season. Maples should not be treated during the spring sap rise.

AQUATIC APPLICATIONS

WEEDS AND BRUSH ON IRRIGATION CANAL DITCHBANKS - *Seventeen Western States:* Arizona, California, Colorado, Idaho, Kansas, Montana, Nebraska, New Mexico, Nevada, North Dakota, Oklahoma, Oregon, South Dakota, Texas, Utah, Washington, Wyoming.

For control of annual and perennial broadleaf weeds, apply 2/3 to 1-1/3 quarts of Weed Rhap A-6D per acre in approximately 20 to 100 gallons of total spray. Treat when weeds are young and actively growing before the bud or early bloom stage. For harder to control weeds, a repeat spray may be needed after 3 to 4 weeks for maximum results, using the same rates.

Apply no more than 2 treatments per season. For woody brush and patches of perennial broadleaf weeds, mix 2-2/3 quarts of Weed Rhap A-6D in 150 gallons of water. Wet foliage thoroughly, using approximately 1 gallon of spray solution per square rod.

SPRAYING INSTRUCTIONS: Low pressure (10 to 40 psi) power spray equipment should be used and mounted on a truck, tractor, or boat. Apply while traveling upstream to avoid accidental concentration of chemical into water. Spray when the air is calm, 5 mph or less. Do not use on small canals (less than 10 CFS) where water will be used for drinking purposes.

Boom spraying onto water surface must be held to a minimum and no cross-stream spraying to opposite banks should be permitted. When spraying shoreline weeds, allow no more than 2-foot overspray onto water with an average of less than one-foot overspray to prevent introduction of greater than negligible amounts of chemical into the water.

Do not allow dairy animals to graze on treated areas for at least 7 days after spraying. Water within treated banks should not be fished.

For Aquatic Weeds in Lakes, Ponds, Drainage Ditches, and Marshes: Use 1-2/3 to 3 pints of Weed Rhap A-6D in 50 to 100 gallons of water per acre. Spray to wet foliage thoroughly. Application should be made when leaves are fully developed above waterline and plants are actively growing. Your State Conservation Department or Game and Fish Commission will assist you in determining the best time and rate for application under local conditions.

DO NOT APPLY to more than 1/3 to 1/2 of a lake or pond in any one month, because excessive decaying vegetation may deplete oxygen content of water and kill fish.

Do not contaminate water used for irrigation or domestic purposes.

Perennial and other hard to control weeds may require a repeat application to give adequate control.

130413

**CONDITIONS OF SALE - LIMITED WARRANTY
AND LIMITATIONS OF LIABILITY AND REMEDIES**

The directions on this label are believed to be reliable and should be followed carefully. Insufficient control of pests and/or injury to the crop to which the product is applied may result from the occurrence of extraordinary or unusual weather conditions, the failure to follow the label directions, or good application practices, all of which are beyond the control of Helena Chemical Company (the "Company") or seller. In addition, failure to follow label directions may cause injury to crops, animals, man, or the environment. The Company warrants that this product conforms to the chemical description on the label and is reasonably fit for the purpose referred to in the directions for use subject to the factors noted above which are beyond the control of the Company. The Company makes no other warranties or representations of any kind, express or implied, concerning the product, including no implied warranty of merchantability or fitness for any particular purpose, and no such warranty shall be implied by law.

The exclusive remedy against the Company for any cause of action relating to the handling or use of this product is a claim for damage and in no event shall damages or any other recovery of any kind against the Company exceed the price of the product which causes the alleged loss, damage, injury, or other claim. The Company shall not be liable and any and all claims against the Company are waived for special, indirect, incidental, or consequential damages or expense of any nature, including, but not limited to, loss of profits or income.

The Company and the seller offer this product and the buyer and user accept it, subject to the foregoing conditions of sale and limitation of warranty, liability, and remedies.