

PM 12 5457-82

1042

RESTRICTED USE PESTICIDE

Due to very high acute toxicity to Humans and Birds

For retail sale to and use only by certified applicators or persons under the direct supervision and only for those uses covered by the certified applicator's certification. Direct supervision for this product is defined as the certified applicator being physically present during application, mixing, loading, repair and cleaning of application equipment. Commercial certified applicators must also ensure that all persons involved in these activities are informed of the precautionary statements.



PARATHION 4-E Emulsifiable Liquid An Agricultural Insecticide

ACTIVE INGREDIENTS:

Parathion (O,O-Diethyl O-p-nitrophenyl phosphorothioate) ...

Related Compounds

INERT INGREDIENTS

TOTAL

(By Weight)

44.08%

1.41%

54.51%

100.00%

One gallon of Helena Parathion 4-E contains 4 pounds of Ethyl Parathion.

POISON

See Inside for
Antidote and Precautions



DANGER

Keep Out of Reach
of Children

PELIGRO: AL USARIO: Si usted no lee ingles no use este producto hasta que la etiqueta le haya sido explicado ampliamente.

SN-1084/0188
E.P.A. Reg. No. 5905-82
First letters of product batch code
indicate producing establishment:
5905-GA-1=CG • 5905-AA-1=WA •
5905-OK-1=AO • 5905-TX-2=AT •
5905-CA-1=KC

RQ, PARATHION MIXTURE,
LIQUID, POISON B, NA 2783

NET CONTENTS:




Manufactured by
HELENA CHEMICAL COMPANY
Memphis, TN 38117

ACCEPTED

SEP 21 1990

Under the Federal Insecticide,
Fungicide, and Rodenticide Act,
as amended, for the pesticide
registered under
EPA Reg. No. 5905-82



204

**Precautionary Statements
Hazards to Humans And Domestic Animals**

DANGER - POISON

POISONOUS IF SWALLOWED



IF SWALLOWED—Drink 1 or 2 glasses of water and induce vomiting by touching back throat with finger or blunt object. Do not induce vomiting or give anything by mouth to unconscious person. Get medical attention.

POISONOUS BY SKIN CONTACT



Poisonous if touched by hands or spilled or splashed on skin, in eyes or on clothing (liquid goes through clothes).

POISONOUS IF BREATHED



Breathing vapors, spray mist or dust may be fatal.

STATEMENT OF PRACTICAL TREATMENT

POISONING SYMPTOMS

Parathion is a very dangerous poison. It rapidly enters the body by contact with all skin surface and eyes. Clothing wet with this material must be removed immediately. Exposed persons must receive prompt medical treatment or they may die.

Some of the signs and symptoms of poisoning are: Headache, nausea, vomiting, cramps, weakness, blurred vision, pin-point pupils, tightness in chest, labored breathing, nervousness, sweating, watering of eyes, drooling or frothing of mouth and nose, muscle spasms and coma.

Call a doctor (physician), clinic or hospital immediately. Explain that the victim has been exposed to parathion and describe his condition.

FIRST AID TREATMENT

Call a doctor (physician), clinic or hospital immediately. Explain that the victim has been exposed to parathion and describe his condition.

If breathing has stopped, start artificial respiration immediately and maintain until doctor sees victim.


IF SWALLOWED—Drink 1 or 2 glasses of water and induce vomiting by touching back of throat with finger. Do not induce vomiting or give anything by mouth to an unconscious person. Get medical attention.

In case of contact, immediately flush eyes or skin with plenty of water for at least 15 minutes while removing contaminated clothing and shoes. See doctor immediately.

NOTE TO PHYSICIAN

Since any symptoms from absorption of this combination product are likely to be those of parathion intoxication, treatment should be directed towards the relief of cholinesterase inhibition.

ANTIDOTE—administer atropine sulfate in large doses. **TWO to FOUR** mg. intravenously or intramuscularly as soon as cyanosis is overcome. Repeat at 5 to 10 minute intervals until signs of atropinization appear. **2-PAM** chloride is also antidotal and may be administered in conjunction with atropine. **DO NOT GIVE MORPHINE OR TRANQUILIZERS.** Parathion is a strong cholinesterase inhibitor.



terase inhibitor affecting the central and peripheral nervous systems and producing cardiac and respiratory depression. At first sign of pulmonary edema, the patient should be given supplemental oxygen and treated symptomatically. Continued absorption of the poison may occur and fatal relapses have been reported after initial improvement: **VERY CLOSE SUPERVISION OF THE PATIENT IS INDICATED FOR AT LEAST 48 HOURS.**

Consult your State Agricultural Extension Service or Experiment Station regarding posting treated areas.

ENVIRONMENTAL HAZARDS

This pesticide is highly toxic to fish and wildlife. Fish and other aquatic organisms may be killed at recommended application rates. Do not contaminate water by cleaning of equipment or disposal of waste.

This product is extremely toxic to bees exposed to direct treatment or residues on blooming crops or weeds. Do not apply this product or allow to drift to blooming crops or weeds if bees are visiting the treatment area.

PHYSICAL OR CHEMICAL HAZARDS

Do not use or store near heat or open flame.

DIRECTIONS FOR USE

It is a violation of Federal Law to use this product in a manner inconsistent with its labeling.

CHEMIGATION PROHIBITION

Do not apply this product through any type of irrigation system.


RE-ENTRY STATEMENT

Re-entry into treated fields before expiration of the re-entry interval specified on this product is prohibited, unless the protective clothing and equipment, specified on this label are used

CROP	RE-ENTRY LEVEL	STATE(S)
Citrus and Grapes	21 days (less than 4 lb. a.i./A)	CA, AZ, NV, NM, OK, TX, UT
	35 days (between 4 and 8 lb. a.i./A)	CA, AZ, NV, NM, OK, TX, UT
	45 days (more than 8 lb. a.i./A)	CA, AZ, NV, NM, OK, TX, UT
	5 days	All other states
Apples, Peaches, Corn, Olives, Tree Fruits and Tree Nuts	6 days	All states
Cotton and All Other Crops	3 days	All states

Do not apply this product in such a manner as to directly or through drift expose workers or other persons. The area being treated must be vacated by unprotected persons.

Protective clothing means, at least, a hat or other suitable head covering, a long sleeved shirt and long legged trousers or a coverall type garment (all of closely woven fabric covering the body, including the arms and legs), shoes and socks.



4/04/10

Because certain states may require more restrictive reentry intervals for various crops treated with this product, consult your State Department of Agriculture for further information.

Written or oral warnings must be given to workers who are expected to be in a treated area or in an area about to be treated with this product. Inform workers of areas or fields that may not be entered without specific protective clothing, period of time field must be vacated and appropriate actions to take in case of accidental exposure. An example of such information is given under written warnings. When oral warnings are given, warnings shall be given in a language customarily understood by workers. Oral warnings must be given if there is reason to believe that written warnings cannot be understood by workers. Written warnings must include the following information:

DANGER

Area treated with Ethyl Parathion on (insert date). Do not enter without appropriate protective clothing for (see times specified above) (insert State Department of Agriculture's re-entry interval, if more restrictive).

In case of accidental exposure to pesticide spray or dust, wash the skin thoroughly with soap and water. Remove contaminated clothing and wash before reuse. If in eyes, flush with plenty of water. If inhaled, go to an area where the pesticide has not been applied. Get medical attention if needed.

WORK SAFETY RULES

THIS PRODUCT MAY BE FATAL IF SWALLOWED, INHALED, OR IF ALLOWED TO CONTACT SKIN. FAILURE TO PROPERLY FOLLOW ALL INSTRUCTIONS FOR PROTECTIVE CLOTHING AND EQUIPMENT WILL INCREASE YOUR RISK.

USE ONLY WHEN WEARING THE FOLLOWING PROTECTIVE CLOTHING AND EQUIPMENT DURING MIXING/LOADING, APPLICATION, REPAIR AND CLEANING OF APPLICATION EQUIPMENT, DISPOSAL OF PESTICIDE, AND EARLY REENTRY INTO TREATED FIELDS:

Waterproof pants and coat; heavy-duty chemical-resistant gloves; rubber boots or rubber overshoes; hood or wide-brimmed hat; safety goggles or face shield; NIOSH approved respirator. In addition, mixer/loaders must wear a chemical resistant apron when using the concentrated product. During aerial application in nonenclosed cockpits, a helmet with a visor may be substituted for the hood or wide-brimmed hat and safety goggles or face shield requirements.

IF MIXING/LOADING IS PERFORMED USING A CLOSED SYSTEM, THE FOLLOWING PROTECTIVE CLOTHING AND EQUIPMENT MAY BE WORN AS AN ALTERNATIVE.


Heavy-duty chemical resistant gloves; chemical resistant apron, long-sleeved shirt (or gauntlets and short sleeve shirt) and long-legged pants; shoes and socks.

Safety goggles or a faceshield must be worn when the system is under pressure. All other protective clothing and equipment required for use with open systems must be available nearby.

IF APPLICATION IS PERFORMED USING AN ENCLOSED CAB OR COCKPIT, THE FOLLOWING PROTECTIVE CLOTHING AND EQUIPMENT MAY BE WORN AS AN ALTERNATIVE.

Clean long-sleeved shirt and long-legged pants. All other protective clothing and equipment required for use during application must be available in the cab and must be worn when exiting the cab into treated areas. If used for this purpose, contaminated clothing may not be brought back into the cab unless in an enclosure such as a plastic bag.

REMEMBER — THIS CLOTHING IS NOT INTENDED TO PROTECT YOU DURING REPAIR AND



CLEANING OF APPLICATION EQUIPMENT OR DURING EARLY REENTRY! REFER TO THE INSTRUCTIONS ABOVE.

HUMAN FLAGGERS ARE STRICTLY PROHIBITED DURING AERIAL APPLICATION.

IMPORTANT! If pesticide comes in contact with skin, wash off with soap and water, and contact a physician immediately. Always wash hands, face, and arms with soap and water before smoking, eating, drinking, or toileting.

AFTER WORK: Wash gloves with soap and water before removing. Take off all work clothes and shoes. Store protective clothing separately from personal clothing. Launder protective clothing after each use. Shower using soap and water. Wear only clean clothes when leaving job. Do not wear contaminated clothing. Personal clothing worn during mixing/loading, application, repair and cleaning of application equipment, disposal of pesticide, and early reentry into treated fields must be stored and laundered separately from household articles. Clothing and equipment heavily contaminated or drenched with parathion must be destroyed according to state and local regulations.

HEAVILY CONTAMINATED OR DRENCHED CLOTHING CANNOT BE ADEQUATELY DECONTAMINATED.

Respirators should be cleaned and cartridges replaced according to instruction included with respirators. Replace gloves frequently.

STORAGE AND DISPOSAL

Pesticide Storage

Do not store below 20°F. (-7°C).

Do not use or store near heat, open flame or hot surfaces.

Keep out of reach of children and animals. Store in original containers only. Store in a cool, dry place and avoid excess heat. Carefully open containers. After partial use, replace lids and close tightly. Do not put concentrate or dilute material into food or drink containers. Do not contaminate other pesticides, fertilizers, water, food, or feed by storage or disposal.

In case of spill, avoid contact, isolate area and keep out animals and unprotected persons. Confine spills. Call 901-761-0050.

To confine spill: If liquid, dike surrounding area or absorb with sand, cat litter or commercial clay dry material, cover to prevent dispersal. Place damaged package in a holding container. Identify contents.


Pesticide Disposal

Pesticide wastes are acutely hazardous. Improper disposal of excess pesticide, spray mixture or rinseate is a violation of Federal Law. If these wastes cannot be disposed of by use according to label instructions, contact your State Pesticide or Environmental Control Agency, or the Hazardous Waste representative at the nearest EPA Regional Office for guidance.

Container Disposal

Metal containers—Triple rinse (or equivalent). Then offer for recycling or reconditioning, or purchase and dispose of in a sanitary landfill, or by other procedures approved by state and local authorities.

Plastic containers—Triple rinse (or equivalent). Then offer for recycling or reconditioning, or purchase and dispose of in a sanitary landfill, or incineration, or, if allowed by state and local authorities,



by burning. If burned, stay out of smoke.

DIRECTIONS FOR MIXING AND SPRAYING

Mix in water with agitation: agitate while spraying. Apply to row and field crops in 3 to 10 gals. (California only: use 20 to 100 gals.) of water per acre by ground spray rig or 1 to 3 gal. (California only use 5 to 15 gals.) of water by airplane.

COMPATIBILITY—Avoid combinations containing highly alkaline materials such as lime-sulfur solutions or lime. Alkaline compounds will reduce the effectiveness of Parathion.

ALFALFA, CLOVER: Armyworms, Alfalfa Weevil Larvae, Webworms— $\frac{1}{2}$ to $\frac{3}{4}$ pint per acre. Do not apply within 15 days of harvest.

ALMONDS: Peach Twig Borer, San Jose Scale, Parlatoria Scale, Mite Eggs—(Dormant Application) 1 pint plus dormant oil emulsion or dormant emulsive oil at the dosage recommended for the specific oil product per 100 gals. Fruit Tree Leafroller, Tent Caterpillar, Peach Twig Borer—1 pint per 100 gals. Do not apply after hulls open. Do not exceed 600 gals. Dilute spray per acre. Do not apply within 14 days of harvest. Do not feed treated hulls to livestock. (For control of Peach Twig Borer—Make applications during appearance of the moths in early to late summer. Apply 2 or 3 sprays to trunk from ground to scaffold limbs timed with moth flight).

APPLES: European Sawfly, Mealybug, Leafhopper, Grasshopper, (European, Red, Two-Spotted, Pacific, Schoenic, Willamette and Clover Mites). (For certain mites, such as Two-Spotted and Willamette, repeat application at 7 to 10 day intervals during summer months), Rosy and Green Apple Aphid, Orange Tortrix Moth, (San Jose, Forbes, Parlatone, and Scurly Scales), Red-banded Leaf Roller, Woolly Apple Aphids—1-4 pints per 100 gals. Codling Moth, Apple Maggot, Oriental Fruit Moth and Plum Curculio— $\frac{3}{4}$ 1 pint per 100 gals. Apply at petal fall and every 10-14 days thereafter until control is achieved. Do not apply within 14 days of harvest. Do not apply to susceptible varieties. Application may cause injury to fruit and foliage of Golden Delicious, Jonathan and McIntosh apples, as well as related varieties, such as Cortland, Kendall, Macoun and Melba.


APRICOTS: Peach Twig Borer (Dormant Application)—1 pint plus dormant oil emulsion or dormant emulsive oil at the dosage recommended for the specific oil product per 100 gals. Mealybug, Mealy Plum Aphid— $\frac{1}{2}$ pint per 100 gals. Codling Moth, Orange Tortrix, Peach Twig Borer—1 pint per 100 gals. Do not apply within 14 days of harvest. Do not apply until danger of bee poisoning has passed. Do not exceed 700 gals. Dilute spray per acre. (For control of Peach Twig Borer: Make applications during appearance of the moths in early to late summer. Apply 2 or 3 sprays to trunk from ground to scaffold limbs timed with moth flight.) (For control of Codling Moth: Apply at petal fall and every 10 to 14 days thereafter until control is achieved.)

ARTICHOKES: Artichoke Plume Moth, Aphids—1 quart per acre. Do not apply within 7 days of harvest.

AVOCADOS: Tortricid Moths (including Amorbia Moth)—apply 1 to 2 $\frac{1}{2}$ quarts per acre. Do not apply within 21 days of harvest.

BARLEY, OATS, WHEAT: Aphids, Armyworms, Black Grass Bug, Stink Bugs, Greenbugs, Winter Grain Mites, Thrips, White Spider Mites, Leafhoppers, Cutworms, Grasshoppers, Brown Wheat Mites, Say's Plant Bugs—1 to 1 $\frac{1}{2}$ pints per acre. Chinch Bugs, False Chinch Bugs—1 $\frac{1}{2}$ pints per acre. Do not apply within 15 days of harvest.

BEANS: Aphids, Armyworms, Leafhopper, Leaf Roller, Lima Pod Borer, Mexican Bean Beetle,



Stink Bugs, Thrips—apply 1 pint per acre in sufficient water for thorough coverage. **Leafminer** to 1½ pints per acre. Do not apply within 15 days of harvest. **Garden Symphylan**—5 quarts per acre. Spray broadcast on soil before planting and work into upper 6 inches by discing or rototilling. **plant soil treatment only.** Keep all persons and animals out of treated area for 48 hours. Do not contaminate ponds or streams. Repeat application at 7 to 10 day intervals until controlled. Do not apply within 15 days of harvest.

BEETS, TABLE: **Aphids, Blister Beetles, Sugar Beet Webworm**—1 pint per acre. Do not apply within 21 days of harvest if tops are to be used for food or feed, within 15 days of harvest if tops to be discarded. **Wireworms**—1 gallon per acre. Spray broadcast on soil before planting and work into upper 6 inches by discing or rototilling. Pre-plant soil treatment only. Keep all persons and animals out of treated area for 48 hours. Do not contaminate ponds or streams.

BLACKBERRY, BOYSENBERRY, DEWBERRY, LOGANBERRY, RASPBERRY: **Aphids**—1 pint per acre. **Raspberry Crown Borer**—1 quart per acre. Do not apply within 15 days of harvest.

BLUEBERRIES: **Maggots, Thrips**—1 pint per acre. Do not apply within 14 days of harvest.

BROCCOLI: **Aphids, Vegetable Weevil, Cabbage Looper, Diamond Back Moth Larvae, Imported Cabbage Worm, Climbing Cutworms, Armyworms**—1 pint per acre. Do not apply to Broccoli within 7 days of harvest.


BRUSSELS SPROUTS: **Aphids, Climbing Cutworms, Thrips, Vegetable Weevil, Cabbage Looper, Diamond Back Moth Larvae, Imported Cabbage Worm, Armyworms**—1 quart per acre. Do not apply within 21 days of harvest.

CABBAGE, CAULIFLOWER: **Aphids, Vegetable Weevil, Cabbage Looper, Diamond Back Moth Larvae, Imported Cabbage Worm, Climbing Cutworms, Armyworms**—1 pint per acre. **Wireworms, Garden Symphylan**—5 quarts per acre. Spray broadcast on soil before planting and work into upper 6 to 9 inches by discing or rototilling. Pre-plant soil treatment only. Keep all persons and animals out of treated area for 48 hours. Do not contaminate ponds or streams. Do not apply to Cabbage within 10 days of harvest; to Cauliflower within 7 days of harvest. For application to cabbage grown from seed only to control cabbage seed pod weevils, use 1 quart per acre.

CARROTS: **Rusty Banded Aphid, Petroselinus Mite, Vegetable Weevil**—1 pint per acre. **Tulip Bulb Aphid**—1½ pints per acre. Do not apply within 15 days of harvest. Do not use treated carrot tops for food or feed. **Wireworms, Garden Symphylan**—5 quarts per acre. Spray broadcast on soil before planting and work into upper 6 to 9 inches by discing or rototilling. Pre-plant soil treatment only. Keep all persons and animals out of treated area for 48 hours. Do not contaminate ponds or streams.

CELERY: **Leafminer and Whiteflies**—1½ pints per acre. **Aphids, Climbing Cutworms, Cabbage Looper, Leafhoppers, Celery Leafminers, Spider Mites**—1 pint per acre. **Symphylans, Wireworms**—5 quarts per acre. Do not apply within 21 days of harvest. Spray broadcast on soil before planting and work into upper 6 to 9 inches by discing or rototilling. Pre-plant soil treatment only. Keep all persons and animals out of treated area for 48 hours. Do not contaminate ponds or streams.

CHERRIES: **Brown Apricot Scale, Aphids, San Jose Scale, Black Scale, Black Cherry, Aphid Eggs, Brown Mite**—(Dormant Application) 1 pint plus dormant oil emulsion or dormant emulsive oil at the dosage recommended for the specific oil product per 100 gals. **Orange Tortrix, Leaf Miner, Mites, Casebearers (during growing season), Red Spider Mites, Black Cherry Aphid**—½ pint per 100 gals. **Cherry Fruitworm, Bud Moth, Cankerworm, San Jose Crawlers**—½ pint per 100 gals of water. **Plum Curculio, Oriental Fruit Moth**—(apply at petal fall and every 10 to 14 days thereafter until control is achieved)—use ¾ pint per 100 gals. of water. For San Jose Scale Crawlers, apply



after emergence **Fruit Fly**— $\frac{1}{4}$ to $\frac{3}{8}$ pint per 100 gallons of water. Apply within 5 days after first fly emerges and repeat every 10 days. Repeat immediately after every rain. For additional protection use the same dosage in a post-harvest spray. **Shothole Borer** (following petal fall and in late summer)— $\frac{1}{4}$ to $\frac{1}{2}$ pint per 100 gals. of water. Do not apply within 14 days of harvest. Do not exceed 400 gals. Dilute spray per acre.

CITRUS (ORANGES, LEMONS, GRAPEFRUIT): Purple, Florida Red, Cottony-cushion and Snow Scales and Mealy Bug—Use $\frac{3}{8}$ pint per 100 gallons of water between June and September or use 6 ozs. per 100 gallons of water in two sprays, the first in the spring and a second between June and September. Do not apply more than 4 quarts of this material per acre. Do not apply within 14 days of harvest.

COLLARDS: Armyworms, Climbing Cutworms, Diamond-Sack Moth, Thrips, Aphid, Cabbage Looper, Imported Cabbage Worm, Vegetable Weevil—1 pint per acre. Do not apply within 10 days of harvest.

CORN: European Corn Borers (in the whorl)—1 pint per acre. Apply the first spray when 75% of the corn plants show shot hole feeding and follow with two additional sprays at 5 to 7 day intervals. Use sufficient water per acre to provide complete coverage and be certain whorls of plant are well treated. Consult your State Agricultural Experiment Station for proper timing of treatments. **Corn Leaf Aphids**— $\frac{1}{2}$ pint per acre. **Fall Armyworms, Corn Rootworm adults, Armyworms, Cutworms, Budworm, Mites, Grasshoppers and Japanese Beetles**—1 pint per acre. **Corn Earworms**—1 pint per acre. Apply to silks as soon as they appear. Make 3 to 4 applications at 2 to 3 day intervals as infestation warrants. Reapply immediately after rain. **Stink Bugs and Spider Mites**—1 pint per acre. **Chinch Bugs**— $1\frac{1}{2}$ pints per acre. Do not apply within 12 days of harvest.

COTTON: Aphids, Mites, Cotton Leaf Worm, Cotton Fleahoppers, Garden Webworms and Thrips— $\frac{1}{2}$ pint per acre. **Spider Mites**— $\frac{1}{4}$ to $\frac{1}{2}$ pint per acre. **Cabbage Looper, Boll Weevil**—1 pint per acre. **Stink Bugs**—1 to $1\frac{1}{2}$ pints per acre. **Salt Marsh Caterpillars**—1 to 2 pints per acre. **Bollworms, Cotton Leaf Perforators, Lygus Bugs, False Chinch Bugs, Serpentine Leaf Miners and Southern Garden Leafhoppers**—2 pints per acre. Use enough water for complete coverage. Make first application when insects appear and repeat at 7 day intervals if required. If desired, this information may be combined with other insecticides in a complete cotton spray program. Workers entering fields within 72 hours after application should wear protective clothing. Do not handpick or harvest within 7 days.

CRANBERRY: Sparganothis Fruitworm, Girdler Tipworms, Cranberry Fruitworm, Fireworm, Leafhopper— $1\frac{1}{2}$ pints per acre. Do not apply within 15 days of harvest.

CUCUMBERS: Aphids, Cucumber Beetles, Flea Beetles, Stink Bugs, Vine Borer, Leafhoppers, Thrips, Spider Mites, Squash Bug, Leaf Miner—1 pint per acre. Do not apply within 15 days of harvest. Do not apply before vining.

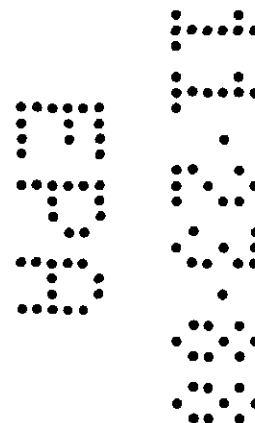
CURRENT: Aphids—Use $\frac{1}{4}$ to $\frac{1}{2}$ pint as leaf buds open in spring. **Red Spider Mites**—Use $\frac{1}{2}$ to 1 pint before bloom. Do not apply within 30 days of harvest.

EGGPLANT: Aphids, Leaf Miners, Mites, Thrips, Red Spider Mites, Whiteflies—1 pint per acre in sufficient water for thorough coverage. Do not apply within 15 days of harvest.

ENDIVE ESCAROLE: Aphids, Leafhopper—1 pint per acre. Do not apply within 21 days of harvest.

FIGS: Fig Scale Crawlers—1 to $2\frac{1}{2}$ pints per acre as a full coverage spray. Do not apply within 30 days of harvest.

GARLIC: Leaf Miner, Thrips, Petrobia Mite—1 pint per acre. Do not apply within 15 days of harvest.



GRAPES: Hopla Beetle, Leafroller, Thrips, Mites, Berry Moths, Grape Mealy Bug—(Dormant Application) 1½ to 3 pints plus 2 gals. dormant oil emulsion per 100 gals. per acre. Apply 100 to 150 gals. spray solution per acre by ground sprayer. (Summer application) 1 pint per 100 gals. per acre. Use 300 gals. spray solution per acre by ground sprayer in late June or early July. Do not apply within 15 days of harvest.

HOPS: Aphids, Spider Mites—1 quart per acre. Do not apply within 15 days of harvest.

KALE: Aphids, Armyworms, Climbing Cutworms, Diamond-Back Moth, Thrips, Vegetable Weevil, Cabbage Looper, Imported Cabbage Worm—1 pint per acre. Do not apply within 10 days of harvest.

KOHLRABI: Armyworms, Climbing Cutworm, Diamond Back Moth, Thrips, Vegetable Weevil, Aphids, Cabbage Looper, Imported Cabbage Worm—1 pint per acre. Do not apply within 7 days of harvest.

LETTUCE: (Head, Bibb, Leaf): Leaf Miners—1 pint plus 5 lbs. of brown sugar per acre. **Aphids, Banded Cucumber Beetle, Leafhopper, Lygus Bugs**—1 pint per acre. Do not apply within 7 days of harvest for head lettuce or within 21 days of harvest for bibb and leaf lettuce.

LETTUCE: (Head) Garden Symphylan—5 quarts per acre. Spray broadcast on soil surface and work into top 6 to 9 inches by discing or rototilling. Pre-plant soil application only. Keep all persons and animals out of treated area for 48 hours. Do not contaminate ponds or streams.

MELONS: (CANTALOPE, MUSKMELON, HONEYDEW, WATERMELONS): Stink Bugs, Vine Borer, Aphids, Thrips, Spider Mites, Cucumber Beetle, Leafhoppers—1 pint per acre. Do not apply within 7 days of harvest.

MUSTARD: Aphids, Cabbage Looper, Climbing Cutworms, Diamond Back Moth, Imported Cabbage Worm, Vegetable Weevil, Armyworms, and Thrips—Apply ½ to 1 pint per acre in sufficient water for thorough coverage. Do not apply within 14 days of harvest. **Cabbage Loopers and Leafminers**—1 pint per acre.


OKRA: Aphids, Leafminer, Stink Bug—1 pint per acre. Do not apply within 21 days of harvest.

ONIONS: Parlatoria Scale, Black Scale—1 to 1½ gallons per acre as a full coverage spray. Do not apply after August 1.

ONIONS: Leafminer, Thrips, Petroble Mite—1½ pints per acre. Do not apply within 15 days of harvest.

ORNAMENTALS: (Outdoor Only): Aphids, Whitefly, Spider Mites, Leafhoppers, Thrips, Lacebug, Bagworm, Cottony-Cushion Scale—use 1 pint with 3 gals. of water and spray until runoff. For Spider Mites and Leafhoppers repeat in 7 to 10 days. **Juniper Webworm, Lecanium Scale**—Use 1½ pints with 3 gals. of water and spray until runoff. **Mealybugs, Scales, Leaf Tiers**—Use 1½ pints with 3 gals. of water and spray until runoff against young or crawler stages. Repeat in 3 weeks, if necessary. Spray foliage until thoroughly covered. **CHRISTMAS TREES**—To control aphids and mites, use ½ pint per 100 gallons of water.

PEACHES, NECTARINES: San Jose Scale, Brown Apricot Scale, Walnut Scale, Parlatoria Scale, Peach Twig Borer—(Dormant Application) 1 pint plus dormant oil emulsion or dormant emulsive oil at the dosage recommended for the specific oil product per 100 gals. **Peach Twig Borer, Oriental Fruit Moth**—1 pint per 100 gals. (For control of Peach Twig Borer: Make applications during appearance of the moths in early to late summer. Apply 2 or 3 sprays to trunk from ground to scaffold limbs timed with moth flight.) (For control of Oriental Fruit Moth: Apply at petal fall and every 10 to 14 days thereafter until control is achieved.) **Thrips (Nectarines only)**—½ pint per 100 gals. Do not apply more than 5 lbs. actual parathion per acre between January 1 and harvest. In Califor-



nia do not apply more than once after bloom; do not exceed 250 gals. diluted spray per acre.

PEACHES, NECTARINES—(AREAS OTHER THAN CALIFORNIA): Fruit Tree Leaf Roller, Cottony Peach Scale, Green Peach Aphid, Spider Mites, Shot-Hole Borer (apply during peak of adult beetle activity), Red Banded Leaf Roller, Plum Curculio, Oriental Fruit Moth, Peach Tree Bore Cat-Facing Insects— $\frac{1}{2}$ pint per 100 gallons of water. (For control of Plum Curculio and Oriental Fruit Moth: Apply at petal fall and every 10 to 14 days thereafter until control is achieved.) Lecanium Scale and San Jose Scale (apply after all eggs have hatched)— $\frac{1}{4}$ pint per 100 gallons of water. Do not apply within 14 days of harvest.

PEARS: Blister Mite— $\frac{1}{2}$ pint per 100 gallons of water in pre-blossom spray. Pear Psylla— $\frac{1}{2}$ pint per 100 gallons of water in pre-blossom or post-blossom sprays. Codling Moth, Mealy Bug, Woolly Aphid and certain Spider Mites—dosages listed under apples. (For control of Codling Moth: Apply at petal fall and every 10 to 14 days thereafter until control is achieved). Injury may occur on Bost variety. Do not apply within 14 days of harvest.

PEAS, BLACK EYE: Leafminer, Aphids—1 pint per acre. Do not apply within 15 days of harvest.

PEAS, GARDEN: Thrips, Climbing Cutworm, Armyworms, Leafminers, Aphids, Pea Weevil—1 pint per acre. Do not apply within 10 days of harvest. Do not use for feed or forage.

PEANUTS: Fall Armyworms, Red Necked Pea nutworms—1 pint per acre. Lesser Cornstall Borers—1 pint per acre. Direct spray to soil surface and base of plants. Do not apply within 15 days of harvest.

PEPPERS: Aphids, Flea Beetles, Leaf Miner, Thrips—1 pint per acre. Do not apply within 15 days of harvest.


PLUMS, PRUNES: Parlatoria Scale, San Jose Scale, Brown Apricot Scale, Mealy Plum Aphid Egg, Leaf Curl Aphid Eggs—(Dormant Application)—1 pint plus dormant oil emulsion or dormant emulsive oil at the dosage recommended for the specific oil product per 100 gals. Fruit Tree Leafroller, Peach Twig Borer, Codling Moth—1 pint per 100 gals. of water. (For control of Peach Twig Borer: Make application during appearance of the moths in early to late summer. Apply 2 or 3 sprays to trunk from ground to scaffold limbs timed with moth flight.) (For control of Codling Moth: Apply at petal fall and every 10 to 14 days thereafter until control is achieved.) Bud Moth, Orange Tortrix— $\frac{1}{2}$ pint per 100 gals. of water. Tussock Moth— $\frac{1}{2}$ pint per 100 gals. of water. Do not apply within 14 days of harvest. Do not apply more than 8 pints per acre.

POTATO: Aphids, Colorado Potato Beetle, Flea Beetle, Grasshoppers, Whiteflies, Plant Bugs, Blister Beetles, Vegetable Weevil, Leafhoppers, Leaf Miners, Stink Bugs, Thrips, Armyworms, Banded Cucumber Beetle, Looper, Leaf-Footed Plant Bugs—1 pint per acre. Russet Mite and Potato Psylla—2 pints per acre. Do not apply within 5 days of harvest. Garden Symphylan—5 quarts per acre. Broadcast spray on soil surface and work into top 6 to 9 inches by discing or rototilling. Pre-plant soil application only. Keep all persons and animals out of treated area for 48 hours. Do not contaminate ponds or streams.

PUMPKIN: Aphids, Cucumber Beetle, Squash Bug—1 pint per acre. Do not apply within 10 days of harvest.

RADISHES: Aphids, Leaf Miners, Thrips—1 pint per acre. Do not apply within 15 days of harvest.

RICE: Tadpole Shrimp, Rice Leafminer—3 2 Fl oz. per acre. Do not apply within 1 day of harvest. Shrimp, crabs and crawfish may be killed. Do not apply where they are important resources. Do not apply within 14 days before or after an application of propanil.



RUTABAGAS: Aphids, Armyworms, Climbing Cutworms, Diamond-Back Moth, Vegetable Cabbage Looper, Imported Cabbage Worm—1 pint per acre. Do not apply within 7 days of

SAFFLOWER: Aphids, Lygus Bugs, Grasshoppers, Thrips—1 pint per acre. Do not apply during flowering.

SORGHUM: Sorghum Midge—1 to 2 pints per acre. 2 applications 3 to 5 days apart when maturely 90% of the heads have completely emerged from the boot or not later than start of flowering. Corn Leaf Aphids, Mites—½ pint per acre. Sorghum Web Worms, Fall Armyworms, Fall Worms—¾ to 1 pint per acre. Chinch Bugs—1½ pints per acre. Leaf injury may occur on hybrid varieties of sorghum. Spray a few rows a week or so before booting to test effects. Do not treat within 12 days of harvest or cutting for storage.

SOYBEANS: Webworms—½ pint per acre. Velvet Bean Caterpillars, Green Cloverworm, Spotted Mites, Stink Bugs—1 pint per acre. Corn Earworms, Fall Armyworms—1½ pints per acre. White Grub, Wireworms—broadcast 1 gallon per acre just prior to planting and thoroughly incorporate into upper 4 to 6 inches of soil. Do not apply more than two applications per growing season. Do not apply within 20 days of grazing or harvest.

SPINACH: Cabbage Looper, Vegetable Weevils, Flea Beetles, Seed Corn Maggot on crown, Crown Mite—1 pint per acre. Do not apply within 14 days of harvest.

SQUASH, SUMMER, WINTER: Cucumber Beetle, Flea Beetles, Leafhoppers, Thrips, Squash Bugs, Leaf Miner—1 pint per acre. Do not apply within 15 days of harvest. Do not apply before plants start to vine.

STRAWBERRY: Flea Beetles, Field Crickets, Flower Thrips, Parnassia, Red Spider Mite, Lygus Bugs, Potato Leafhopper, Strawberry Leaf Roller, Strawberry Root Weevil, White Grub—1 pint per acre. Do not apply within 15 days of harvest.

SUGAR BEETS: Alfalfa Looper, Armyworms, Cutworms, Grasshoppers, Stink Bugs, Flea Beetles, Sugarbeet Webworm, Aphids, Leaf Miner, Lygus Bugs, Blister Beetles, Beet Leafhopper, Beet Root Weevil—1 pint per acre. Sugar Beet Crown Borers, False Celery Leaf Tier—1½ pints per acre. Do not feed treated tops to dairy animals or animals being finished for slaughter. Garden Symphylan—5 quarts per acre. Spray broadcast on soil before planting and thoroughly incorporate into upper 6 inches by discing or rototilling. Pre-plant soil treatment only. White Grubs, Wireworms—broadcast 1 gallon per acre just prior to planting and thoroughly incorporate into upper 4 to 6 inches of soil. Keep all persons and animals out of treated area for 48 hours. Do not contaminate streams.


SUGARCANE: Wireworms—use 2 quarts in 10 to 12 inch band in open furrow at time of planting. Do not apply within 13 days of harvest.

SWEET POTATOES: Aphids, Leafminers—1 pint per acre. Do not apply within 15 days of harvest.

SWISS CHARD: Aphids, Leafminers, Crown Mite, Vegetable Weevil, Seed Corn Maggot on crown—1 pint per acre. Do not apply within 21 days of harvest.

TOBACCO: Aphids, Stink Bugs, Tobacco Suckflies—½ pint per acre. Do not apply within 15 days of priming or 15 days of cutting. Avoid plant juices coming in contact with the skin or other parts of the body of those who are engaged in cutting the crop. Do not apply within 5 days of harvest.

TOMATO: Aphids, Banded Cucumber Beetle, Loopers, Leaf Miners, Spider Mites, Flea Beetles, Stink Bugs, Colorado Potato Beetle, Flea Beetle, Leafhoppers, Grasshoppers, White Fly, Potato Psylla, Plant Bugs, Blister Beetles—1 pint per acre. Vegetable Weevil, Armyworm



per acre. Do not apply within 10 days of harvest.

TURNIPS: Aphids, Armyworms, Climbing Cutworm, Diamond-Back Moth, Thrips, Cabbage Looper, Imported Cabbage Worm, Vegetable Weevil— 1 pint per acre. Do not apply within 10 days of harvest.

VETCH: Aphids, Armyworms, Blister Beetles, Grasshoppers— $\frac{1}{2}$ to $\frac{3}{4}$ pint per acre in sufficient water for thorough coverage at first sign of infestation. Do not apply within 15 days of harvest or forage use.

WALNUTS: Frosted Scale, European, Fruit, Lecanium, California Scale—(Dormant Application) 2½ pints plus dormant oil emulsion at the rate recommended for the specific oil product in 100 to 200 gals. water per acre. applied by air blast sprayer. (Spring-Summer) 1 to 1½ pints plus summer oil emulsion at the dosage recommended for the specific oil product in 200 to 800 gals. water per acre applied by air blast sprayer. Putnam Scale, San Jose Scale—(Dormant Application) 2½ pints plus 8 gals. dormant oil emulsion in 200 gals. water per acre applied by air blast sprayer. Do not apply after husks open.

CONDITIONS OF SALE—LIMITED WARRANTY AND LIMITATIONS OF LIABILITY AND REMEDIES

The directions on this label are believed to be reliable and should be followed carefully. Insufficient control of pests and/or injury to the crop to which the product is applied may result from the occurrence of extraordinary or unusual weather conditions, the failure to follow the label directions, or good application practices, all of which are beyond the control of Helena or the seller. In addition, failure to follow label directions may cause injury to crops, animals, man, or the environment. Helena warrants that this product conforms to the chemical description on the label and is reasonably fit for the purpose referred to in the directions for use subject to the factors noted above which are beyond the control of Helena. Helena makes no other warranties or representations of any kind, express or implied, concerning the product, including no implied warranty of merchantability or fitness for any particular purpose, and no such warranty shall be implied by law.

The exclusive remedy against Helena for any cause of action relating to the handling or use of this product is a claim for damage and in no event shall damages or any other recovery of any kind against Helena exceed the price of the product which causes the alleged loss, damage, injury, or other claim. Helena shall not be liable and any and all claims against Helena are waived, for special, indirect, incidental, or consequential damages or expense of any nature, including, but not limited to, loss of profits or income, whether or not based on Helena's negligence, breach of warranty, strict liability in tort or any other cause of action.

Helena and the seller offer this product and the buyer and user accept it, subject to the foregoing conditions of sale and limitation of warranty, liability and remedies.

