


**RESTRICTED USE PESTICIDE**  
 Due to very high acute toxicity to Humans and Birds

For retail sale to and use only by certified applicators or persons under the direct supervision and only for those uses covered by the certified applicator's certification. Direct supervision for this product is defined as the certified applicator being physically present during application, mixing, loading, repair and cleaning of application equipment. Commercial certified applicators must also ensure that all persons involved in these activities are informed of the precautionary statements.

**4 LB. METHYL PARATHION**  
 Emulsifiable Insecticide Concentrate

<b>ACTIVE INGREDIENT:</b>	<b>BY WEIGHT</b>
O,O-dimethyl O-p-nitrophenyl phosphorothioate* .....	43.40%
Related Compounds .....	1.71%
<b>INERT INGREDIENTS:</b> .....	<u>54.89%</u>
<b>TOTAL</b> .....	<b>100.00%</b>

1 gallon of Helena 4 Lb. Methyl Parathion contains 4 pounds of Methyl Parathion.  
 \*Methyl Parathion

<p><b>POISON</b></p> <p>See Inside for Antidote and Precautions</p>		<p><b>DANGER</b></p> <p>Keep Out of Reach of Children</p>
---	---	---

**PELIGRO: AL USARIO: Si usted no lee ingles no use este producto hasta que le etiqueta haya sido explicado ampliamente.**

**STATEMENT OF PRACTICAL TREATMENT**

Call a doctor (physician), clinic or hospital immediately. Explain that the victim has been exposed to parathion and describe his condition.

If breathing has stopped, start artificial respiration immediately and maintain until doctor sees victim.

**IF SWALLOWED:** Drink 1 or 2 glasses of water and induce vomiting by touching back of throat with finger. Do not induce vomiting or give anything by mouth to an unconscious person. Get medical attention.

In case of contact, immediately flush eyes or skin with plenty of water for at least 15 minutes while removing contaminated clothing and shoes. See doator immediately.

EPA Reg. No. 5905-55

NET CONTENTS: .....

**ACCEPTED**

**MAY 17 1993**

Under the Federal Insecticide, Fungicide, and Rodenticide Act, as amended, for the pesticide registered under EPA Reg. No. 5905-55

MANUFACTURED BY  
 HELENA CHEMICAL COMPANY  
 MEMPHIS, TN 38137



**Precautionary Statements  
Hazards to Humans And Domestic Animals**

**DANGER — POISON  
POISONOUS IF SWALLOWED**

**IF SWALLOWED** — Drink 1 or 2 glasses of water and induce vomiting by touching back of throat with finger or blunt object. Do not induce vomiting or give anything by mouth to an unconscious person. Get medical attention.

**POISONOUS BY SKIN CONTACT**

Poisonous if touched by hands or spilled or splashed on skin, in eyes or on clothing (liquid goes through clothes).

**POISONOUS IF BREATHED**

Breathing vapors, spray mist or dust may be fatal.

**STATEMENT OF PRACTICAL TREATMENT**

**POISONING SYMPTOMS**

Parathion is a very dangerous poison. It rapidly enters the body by contact with all skin surfaces and eyes. Clothing wet with this material must be removed immediately. Exposed persons must receive prompt medical treatment or they may die.

Some of the signs and symptoms of poisoning are: Headache, nausea, vomiting, cramps, weakness, blurred vision, pin-point pupils, tightness in chest, labored breathing, nervousness, sweating, watering of eyes, drooping or frothing of mouth and nose, muscle spasms and coma.

Call a doctor (physician), clinic or hospital immediately. Explain that the victim has been exposed to parathion and describe his condition.

**STATEMENT OF PRACTICAL TREATMENT**

Call a doctor (physician), clinic or hospital immediately. Explain that the victim has been exposed to parathion and describe his condition.

If breathing has stopped, start artificial respiration immediately and maintain until doctor sees victim.

**IF SWALLOWED** — Drink 1 or 2 glasses of water and induce vomiting by touching back of throat with finger. Do not induce vomiting or give anything by mouth to an unconscious person. Get medical attention.

In case of contact, immediately flush eyes or skin with plenty of water for at least 15 minutes while removing contaminated clothing and shoes. See doctor immediately.

**NOTE TO PHYSICIAN**

Since any symptoms from absorption of this combination product are likely to be those of parathion intoxication, treatment should be directed towards the relief of cholinesterase inhibition.

**ANTIDOTE** — administer atropine sulfate in large doses, TWO TO FOUR mg. intravenously or intramuscularly as soon as cyanosis is overcome. Repeat at 5 to 10 minute intervals until signs of atropinization appear. 2-PAM chloride is also antidotal and may be administered in conjunction with atropine. **DO NOT GIVE MORPHINE OR TRANQUILIZERS.** Parathion is a strong cholinesterase inhibitor affecting the central and peripheral nervous systems and producing cardiac and respiratory depression. At first sign of pulmonary edema, the patient should be given supplemental oxygen and treated symptomatically. Continued absorption of the poison may occur and fatal relapses have been reported after initial improvement. **VERY CLOSE SUPERVISION OF THE PATIENT IS INDICATED FOR AT LEAST 48 HOURS.**

Consult your State Agricultural Extension Service or Experiment Station regarding posting treated areas.

**ENVIRONMENTAL HAZARDS**

This pesticide is highly toxic to aquatic invertebrates and wildlife. Shrimp and other aquatic organisms in treated waters may be killed. When treating lakes or other open bodies of water, apply only to shallow edges. Consult with state fish and game departments before applying to public waters. Do not contaminate water by cleaning of equipment or disposal of waste.

This product is highly toxic to bees exposed to direct treatment or residues on blooming crops or weeds. Do not apply this product or allow it to drift to blooming crops or weeds if bees are visiting the treatment area.

**BEST AVAILABLE COPY**

# PHYSICAL OR CHEMICAL HAZARDS

Do not use or store near heat or open flame.

## DIRECTIONS FOR USE

It is a violation of Federal Law to use this product in a manner inconsistent with its labeling.

### RE-ENTRY STATEMENT

Do not apply this product in such a manner as to directly or through drift expose workers or other persons. The area being treated must be vacated by unprotected persons.

Do not enter treated areas for 48 hours unless appropriate protective clothing is worn.

Protective clothing means, at least, a hat or other suitable head covering, a long sleeved shirt and long legged trousers or a coverall type garment (all of closely woven fabric covering the body, including the arms and legs), shoes and socks.

Because certain states may require more restrictive reentry intervals for various crops treated with this product, consult your State Department of Agriculture for further information.

Written or oral warnings must be given to workers who are expected to be in a treated area or in an area about to be treated with this product. Inform workers of areas or fields that may not be entered without specific protective clothing, period of time field must be vacated and appropriate actions to take in case of accidental exposure. An example of such information is given under written warnings. When oral warnings are given, warnings shall be given in a language customarily understood by workers. Oral warnings must be given if there is reason to believe that written warnings cannot be understood by workers. Written warnings must include the following information:

## DANGER

Area treated with Methyl Parathion or (insert rate). Do not enter without appropriate protective clothing for 48 hours (insert State Department of Agriculture's re-entry interval, if more restrictive).

In case of accidental exposure to pesticide spray or dust, wash the skin thoroughly with soap and water. Remove contaminated clothing and wash before reuse. If in eyes, flush with plenty of water. If inhaled, go to an area where the pesticide has not been applied. Get medical attention if needed.

Reentry into treated fields is prohibited for 48 hours after application, unless all protective clothing and equipment required for early reentry as described elsewhere on the label are worn.

## WORK SAFETY RULES

The National Pesticide Telecommunication Network is available for recommendations regarding poisoning management, emergency treatment, and other information regarding the toxicity of methyl parathion. The toll free number for the National Pesticide Telecommunication Network is 1-800-858-7378.

If handled indoors provide mechanical exhaust ventilation. Keep all unprotected persons, children, livestock, and pets away from treated area or where there is danger of drift. Do not rub eyes or mouth with hands. If you feel sick in any way, STOP work and get help right away. See First Aid (Practical Treatment) section.

### HANDLE THE CONCENTRATE ONLY WHEN WEARING THE FOLLOWING PROTECTIVE CLOTHING AND EQUIPMENT:

Wear a protective suit of one or two pieces that covers all parts of the body except the head, hands, and feet. Wear chemical resistant gloves, chemical resistant apron, and chemical resistant shoes, shoe coverings, or boots. Wear goggles or a face shield. Wear a pesticide respirator approved by the National Institute for Occupational Safety and Health under the provisions of 30 CFR part 11.

USE ONLY WHEN WEARING THE FOLLOWING PROTECTIVE CLOTHING AND EQUIPMENT DURING MIXING/ LOADING, APPLICATION, REPAIR, AND CLEANING OF APPLICATION EQUIPMENT, DISPOSAL OF PESTICIDE AND EARLY REENTRY INTO TREATED AREAS: protective suit of one or two pieces covering all parts of the body except the head, hands, and feet; chemical resistant gloves, chemical resistant shoes (or chemical resistant shoe coverings or chemical resistant boots), goggles or face shield, hood or wide brimmed hat, NIOSH approved respirator.

IF MIXING/LOADING IS PERFORMED USING A CLOSED SYSTEM, THE FOLLOWING PROTECTIVE CLOTHING AND EQUIPMENT MAY BE WORN AS AN ALTERNATIVE: long-sleeve shirt; long-legged pants; chemical resistant gloves; chemical resistant apron; shoes and socks. Goggles or face shield must be worn when the system is under pressure. All other protective clothing and equipment required for use with open systems must be available nearby.

IF APPLICATION IS PERFORMED USING AN ENCLOSED CAB OR COCKPIT, THE FOLLOWING PROTECTIVE CLOTHING AND EQUIPMENT MAY BE WORN AS AN ALTERNATIVE: long-sleeve shirt and long-legged pants; shoes and socks. Chemical resistant gloves must be available in the cab or cockpit and must be worn during entry to and exit from the application vehicle. All other protective clothing and equipment required for use during application must be available in the cab and must be worn when exiting the cab into treated area. When used for this purpose, contaminated clothing may not be brought back into the cab unless in an enclosure such as a plastic bag. REMEMBER — THIS CLOTHING IS INADEQUATE TO PROTECT YOU DURING REPAIR AND CLEANING OF APPLICATION EQUIPMENT AND EARLY REENTRY TO TREATED AREAS! REFER TO PROTECTIVE CLOTHING AND EQUIPMENT REQUIREMENTS ABOVE.

IMPORTANT! If pesticide comes in contact with skin, wash off with soap and water and contact a physician immediately. Always wash hands, face, and arms with soap and water before smoking, eating, drinking, or toileting.

AFTER WORK: before removing gloves, wash them with soap and water. Take off all work clothes and shoes. Shower using soap and water. Wear only clean clothes when leaving job — do not wear contaminated clothing. Personal clothing worn during work must be stored and laundered separately from protective clothing and household articles. Store protective clothing separately from personal clothing. Clean or launder protective clothing after each use. Respirators must be cleaned and filters replaced according to instructions included with the respirators. Protective clothing and protective equipment heavily contaminated or drenched with methyl parathion must be destroyed according to state and local regulations. HEAVILY CONTAMINATED OR DRENCHED CLOTHING CANNOT BE ADEQUATELY DECONTAMINATED. DURING AERIAL APPLICATION, HUMAN FLAGGERS ARE PROHIBITED.

## STORAGE AND DISPOSAL

### Pesticide Storage

Do not store below 20°F. (-7°C).

Do not use or store near heat, open flame or hot surfaces.

Keep out of reach of children and animals. Store in original containers only. Store in a cool, dry place and avoid excess heat. Carefully open containers. After partial use, replace lids and close tightly. Do not put concentrate or dilute material into food or drink containers. Do not contaminate other pesticides, fertilizers, water, food, or feed by storage or disposal.

In case of spill, avoid contact, isolate area and keep out animals and unprotected persons. Confine spills. Call 901-761-0050.

To confine spill: If liquid, dike surrounding area or absorb with sand, cat litter or commercial clay. If dry material, cover to prevent dispersal. Place damaged package in a holding container. Identify contents.

### Pesticide Disposal

Pesticide wastes are acutely hazardous. Improper disposal of excess pesticide, spray mixture, or rinseate is a violation of Federal Law. If these wastes cannot be disposed of by use according to label instructions, contact your State Pesticide or Environmental Control Agency, or the Hazardous Waste representative at the nearest EPA Regional Office for guidance.

### Container Disposal

Metal containers—Triple rinse (or equivalent). Then offer for recycling or reconditioning, or puncture and dispose of in a sanitary landfill, or by other procedures approved by state and local authorities.

Plastic containers—Triple rinse (or equivalent). Then offer for recycling or reconditioning, or puncture and dispose of in a sanitary landfill, or incineration, or, if allowed by state and local authorities, by burning. If burned, stay out of smoke.

## MIXING AND SPRAYING

Mix in water with agitation; agitate while spraying. Apply to row and field crops in 3 to 10 gals. (California only, use 20 to 100 gals.) of water per acre by ground spray rig or 1 to 3 gals. (California only, use 5 to 15 gals.) of water by airplane.

**DO NOT APPLY THIS PRODUCT THROUGH ANY TYPE OF IRRIGATION SYSTEM.**

**COMPATIBILITY**—Avoid combinations containing highly alkaline materials such as lime-sulfur solutions or lime. Alkaline compounds will reduce the effectiveness of Parathion.

**ALFALFA:** Flea Beetles, Leafhoppers, Climbing Cutworms, Armyworms—Apply ½-1 pint per acre. Aphids (including Pea Aphids and Spotted Alfalfa Aphid)—Apply ½-1 pint per acre. For Spotted Alfalfa Aphid, apply early in spring. Alfalfa Weevil (larvae)—Apply ½-1 pint per acre. Apply when 75% terminals show feeding, when buds and shoots appear ragged, or when the larvae count reaches 25 per sweep. Lygus Bugs, Mites, Stink Bugs—Apply ½-1½ pints per acre. Webworms, Clover Leaf Weevil, Alfalfa Caterpillar, Alfalfa Weevil (adult) (Refer also to Egyptian Weevil) Thrips and Grasshoppers—Apply 1 pint per acre. Egyptian Alfalfa Weevil—Apply 1-2 pints per acre. Do not apply within 15 days of harvest. Alfalfa Seed Chalcid—Apply 1½-2½ pints per acre. Plant Bugs (for use on seed crops only)—Apply ½-1 pint per acre. Do not apply within 15 days of harvest from ½ through 1 pint per acre.

Do not apply within 15 days of harvest from 1 pint through 2 pints. Do not apply within 20 days of harvest from 2 pints through 2-1/2 pints per acre. Do not apply if the crops or weeds in the treatment area are in bloom.

**BARLEY:** Thrips—Apply ½-2/3 pints per acre. Mites (Brown Wheat), Leafhopper, Cutworms (Climbing)—Apply ½ to 1 pint per acre. Stink Bugs, Armyworm (to 3rd instar), Black Grass Bugs, Aphid (including Greenbug)—Apply ½-1½ pints per acre. Apply in early spring for greenbug control. Thrips, Say's

BEST AVAILABLE COPY

Stink Bugs, Spider Mites, False Chinch Bug, Grasshopper, Chinch Bugs - Apply 1-1/2 pints per acre. Do not apply with 15 days of harvest.

BEANS: Leafhoppers, Flea Beetles, Plant Bugs (including Lygus Bugs), Aphids, Armyworms - Apply 1-2-1/2 pints per acre. Cabbage Looper - Apply 2 pints per acre. Stink Bugs, Cutworms (including climbing and surface feeding species) - Apply 2 - 2-1/2 pints per acre. Do not apply within 15 days of harvest. For green and lima beans do not apply within 15 days of harvest for application rates through 1 pint. Do not apply within 21 days of harvest for dosage rates exceeding 1 pint per acre. Do not apply if the crop or weeds in the treatment area are in bloom.

BEETS: Mites, Aphid, Armyworms, Flea Beetles, Leafhopper - Apply 1 - 2 pints per acre. Stink Bugs, Plant Bugs (including Lygus Bugs), Cabbage Looper - Apply 2 pints per acre. Do not apply within 15 days of harvest. Do not apply within 21 days if tops are to be used for food or feed.

BROCCOLI: Thrips - Apply 1/2 - 1 pints per acre. Aphids, Armyworms - Apply 1/2 - 2 pints per acre. Flea Beetles, Leafhopper, Mites - Apply 1 - 2 pints per acre. Imported Cabbageworms, Cabbage Looper, Stink Bugs - Apply 2 - 2-1/2 pints per acre. Plant Bugs - Apply 2-1/2 pints per acre. Do not apply within 7 days of harvest through 1 pint, within 21 days of harvest from 1 pint through 2-1/2 pints.

BRUSSEL SPROUTS: Aphids, Armyworms, Thrips - Apply 1/2 - 2 pints per acre. Flea Beetles, Leafhoppers, Mites - Apply 1 - 2 pints per acre. Imported Cabbageworms, Cabbage Looper, Stink Bugs - Apply 2 - 2-1/2 pints per acre. Plant Bugs - Apply 2-1/2 pints per acre. Do not apply within 7 days of harvest through 1 pint, within 21 days of harvest from 1 pint through 2-1/2 pints.


CABBAGE: Aphids, Armyworms, Flea Beetles, Leafhoppers, Mites - Apply 1 - 2 pints per acre. Imported Cabbageworms, Cabbage Looper, Stink Bugs - Apply 2 - 2-1/2 pints per acre. Plant Bugs - Apply 2-1/2 pints per acre. Do not apply within 10 days of harvest through 1 pints, within 21 days of harvest from 1 pint through 2-1/2 pints.

CARROTS: Aphids, Armyworms, Flea Beetles, Leafhoppers, Mites - Apply 1-2 pints per acre. Cutworms, Cabbage Looper, Plant Bugs - Apply 2 pints per acre. Do not apply within 15 days of harvest. Do not use treated carrot tops for food or feed.

CAULIFLOWER: Aphids, Armyworms, Flea Beetles, Leafhoppers, Mites - Apply 1 - 2 pints per acre. Imported Cabbageworm, Cabbage Looper, Stink Bugs - Apply 2 -3 pints per acre. Plant Bugs - Apply 3 pints per acre. Do not apply within 7 days of harvest through 1 pint, within 21 days of harvest from 1 pint through 2-1/2 pints.

CELERY: Aphids, Armyworms, Flea Beetles, Leafhoppers, Mites - Apply 1 - 2 pints per acre. Cabbage Looper, Plant Bugs, Stink Bugs - Apply 2 pints per acre. Do not apply with 15 days of harvest.

CLOVER: Leafhoppers, Armyworms, Aphids (including Spotted Alfalfa Aphid) (apply early in the spring), Alfalfa Weevil (larvae) (apply when 75% of terminals show feeding, when buds and shoots appear ragged, or when the larval count reaches 25 per sweep) - Apply 1 - 1-1/2 pints per acre. Egyptian Alfalfa Weevil - Apply 1 - 2 pints per acre. Do not apply with 15 days of harvest. Clover Seed Chafer (for use on seed crops only), Climbing Cutworms - Apply 1/2 - 2-1/2 pints per acre. Plant Bugs (for use on seed crops only) - Apply 1/2 - 1 pints per acre. Do not apply within 15 days of harvest from 1 pint through 2 pints. Do not apply within 20 days of harvest from 2 pints through 2-1/2 pints per acre.



**COLLARDS:** Aphids, Armyworms, Flea Beetles, Leafhoppers, Mites - Apply 1 - 2 pints per acre. Imported Cabbageworms, Cabbage Loopers, Stink Bugs, Thrips - Apply 2 - 3 pints per acre. Plant Bugs - Apply 3 pints per acre. Do not apply within 10 days of harvest through 1 pint. Do not apply with 21 days of harvest from one pint through 3 pints per acre.

**CORN:** Aphids (including corn leaf aphid), Armyworms, Fall Armyworms, Corn Rootworms, (including western corn rootworm) (adults), Flea Beetles, Mites, Stink Bugs - Apply 1/2 pint per acre. Do not apply within 12 days of harvest. Do not apply to corn during the pollen shed period.

**COTTON:** Thrips (apply before or during the 4-leaf stage and repeat 1 to 3 times at 7 to 10 day intervals), Fleahoppers (including cotton fleahopper) - Apply 1/4 to 1 pint per acre. Grasshopper - Apply 1/2 pint per acre. Cotton Leafworm, Garden Webworm - Apply 1/2 - 1 pint per acre. Lygus Bugs, Mites Spider (including desert spider mite and two-spotted spider mites) - Apply 1/2 - 2 pints per acre. Southern Green Stink Bug, False Chinch Bug - Apply 1 pint per acre. Leafroller, Cabbage Looper, Cotton Leaf-Perforator, Cutworms, Fall Armyworm (to 3rd instar), Aphids (including cotton aphid) (apply when aphids appear in buds and on leaves of seedlings or when honeydew appears on older plants) - Apply 1- 2 pints per acre. Saltmarsh Caterpillar, Stink Bugs - Apply 2 pints per acre. Armyworms - Apply 2 - 4 pints per acre. Bollworm - Apply 2 - 6 pints per acre. Tobacco Budworm - Apply 2 pints per acre. Do not hand-pick within 5 days of application through 2 pints per acre. Boll Weevil - Apply 1 - 6 pints per acre. For early season control of overwintering boll weevils, apply as early as the 2- to-4 leaf stage and repeat 1 - 3 times at 7 - 10 day intervals. For midseason control, apply at the start of squaring or after 10-25% of the first squares are punctured and repeat at 3-to-8 day intervals as needed or until the top bolls are full grown. Repeat at 3-day intervals during the major fruiting season, and periods of heavy weevil migration. CAUTION - Whenever necessary to enter treated fields within 48 hours, protective equipment and clothing must be worn.

**GRASS (HAY, PASTURE):** Armyworm (to 3rd instar), Black Grass Bugs (including Irbisia), False Chinch Bug, Grasshopper, Leafhopper - Apply 1-1/2 pints per acre. For aphids, apply 1/2 pint per acre. Do not apply within 15 days of harvest.

**KALE:** Aphids, Armyworms - Apply 1/2 - 2 pints per acre. Flea Beetles, Leafhoppers, Mites - Apply 1-2 pints per acre. Imported Cabbageworms, Cabbage Loopers, Stink Bugs - Apply 2 - 3 pints per acre. Plant Bugs - Apply 3 pints per acre. Do not apply within 10 days of harvest through 1 pint. Do not apply within 21 days of harvest from 1 pint through 3 pints.



**KOHLRABI:** Aphids, Armyworm — Apply  $\frac{1}{2}$ -2 pints per acre. Flea Beetles, Leafhoppers, Mites — Apply 1-2 pints per acre. Imported Cabbageworm, Cabbage Loopers, Stink Bugs — Apply 2-3 pints per acre. Plant Bugs — Apply 3 pints per acre. Do not apply within 7 days of harvest through 1 pt. Do not apply within 21 days of harvest from 1 pt. through 3 pts.

**LETTUCE:** Aphids, Armyworms, Flea Beetles, Imported Cabbageworm, Leafhoppers, Mites — Apply 1-2 pints per acre. Cabbage Looper, Plant Bugs — Apply 2 pints per acre. Do not apply within 21 days of harvest.

**MUSTARD GREENS:** Aphids, Armyworms — Apply  $\frac{1}{2}$ -2 pints per acre. Flea Beetles, Leafhoppers, Mites — Apply 1-2 pints per acre. Imported Cabbageworm, Cabbage Looper, Stink Bugs — Apply 2-3 pints per acre. Plant Bugs — Apply 3 pints per acre. Do not apply within 10 days of harvest through 1 pint. Do not apply within 21 days of harvest from above 1 pint through 3 pints.

**OATS:** Brown Wheat Mite — Apply  $\frac{1}{2}$ -1 pint per acre. Aphids (including greenbug), Black Grass Bugs (including Irbisia) —  $\frac{1}{2}$ -1  $\frac{1}{2}$  pints per acre. Barley Thrips —  $\frac{1}{2}$ - $\frac{2}{3}$  pints per acre. Climbing Cutworms —  $\frac{2}{3}$ -1 pint per acre. Leafhoppers —  $\frac{1}{2}$ -1 pint per acre. Armyworm (to 3rd instar), Wintergrain Mite, Stink Bugs —  $\frac{1}{2}$ -1  $\frac{1}{2}$  pints per acre. Soy's Stink Bugs, Chinch Bugs, False Chinch Bug and Fall Armyworm — 1  $\frac{1}{2}$  pints per acre. Do not apply within 15 days of harvest from  $\frac{1}{2}$  pint through 1  $\frac{1}{2}$  pints.

**ONIONS:** Thrips (including onion thrips) —  $\frac{1}{2}$ -1  $\frac{2}{3}$  pints per acre. Do not apply within 15 days of harvest.

**PASTURE:** (Irrigated) (Refer also to grass: Mosquitoes (larvae) — Apply  $\frac{1}{2}$  pint per acre. Do not apply within 7 days of harvest. Broadcast application.

**PEAS:** Aphids, Armyworm (to 3rd instar), Flea Beetles, Leafhoppers, Mites, Plant Bugs (including Lygus Bugs) — Apply 1-2 pints per acre. Stink Bugs, Cowpea Curculionid, Cutworm (including climbing and surface feeding species), Cabbage Looper — Apply 2 pints per acre. Do not apply within 10 days of harvest through 1 pint. Do not apply within 15 days of harvest from 1 pint through 2 pints. Do not apply if the crop or weed in the treatment area are in bloom.

**POTATOES:** Aphids, Flea Beetles — Apply  $\frac{1}{2}$ -2 pints per acre. Thrips — Apply 1  $\frac{1}{2}$  pints per acre. Armyworm, Leafhoppers, Mites — Apply 1-2 pints per acre. False Chinch Bugs, Cabbage Looper, Plant Bugs (including Lygus Bugs), Stink Bugs — Apply 3 pints per acre. Do not apply within 5 days of harvest.

**RICE:** Rice Stink Bug — Apply  $\frac{1}{2}$ -1 pint per acre. Armyworm — Apply 1-1  $\frac{1}{2}$  pints per acre. Do not apply within 15 days of harvest. Crabs, crayfish and shrimp may be killed. Do not apply where they are important resources. Rice Leafminer, Tadpole Shrimp — Apply 1  $\frac{1}{2}$  pints per acre. Use restricted to California. Apply at first sign of infestation after planting. Apply by air in 5-10 gallons of water. Restrict spill from rice fields for 3 days. Do not use within 14 days of application of 2, 4'-dichloropropionanilide as injury may result.

**RYE:** Brown Wheat Mite — Apply  $\frac{1}{2}$ -1 pint per acre. Barley Thrips —  $\frac{1}{2}$ - $\frac{2}{3}$  pint per acre. Leafhoppers — Apply  $\frac{1}{2}$ -1 pint per acre. Climbing Cutworms —  $\frac{2}{3}$  pint per acre. Aphids (including greenbug), Black Grass Bugs (including Irbisia) — Apply  $\frac{1}{2}$ -1  $\frac{1}{2}$  pints per acre. Wintergrain Mite, Stink Bugs, Armyworm (to 3rd instar) —  $\frac{1}{2}$ -1  $\frac{1}{2}$  pints per acre. False Chinch Bug, Soy's Stink Bugs, Chinch Bug — 1  $\frac{1}{2}$  pints per acre. Do not apply within 15 days of harvest from  $\frac{1}{2}$  pint through 1  $\frac{1}{2}$  pints.

**BEST AVAILABLE COPY**

**SORGHUM:** Spider mites, corn leaf aphid - Apply 1 pint per acre. Greenbug aphid - Apply 1-1/2 pints per acre. Sorghum midge - Apply 1 - 2 pints per acre. Apply when approximately 90% of the heads have completely emerged from the boot or not later than the start of blooming. Aphids - Apply 2 pints per acre. Do not apply within 21 days of harvest. Leaf injury may occur on some hybrid varieties. Do not use wetting agents as more severe injury may occur. Spray a few rows a week or so before booting to test effects upon plants.

**SPINACH:** Aphids, armyworms, mites, seedcorn maggot (in crown) - Apply 1 - 2 pints per acre. Cabbage looper, plant bugs - Apply 2 pints per acre. Do not apply within 14 days of harvest through 1 pint. Do not apply within 21 days of harvest from 1 pint through 2 pints.


**SUGAR BEETS:** Armyworm, fall armyworm, cutworms (including climbing cutworms), flea beetles, grasshoppers, leafhoppers, sugar beet webworms, mites - Apply 1/2 - 3/4 pints per acre. Lygus bugs, stink bugs, webworms - 3/4 pints per acre. Do not apply within 60 days of harvest through 3/4 pint (if tops are to be fed to livestock). Aphids - Apply 3/4 pint per acre. Do not apply within 20 days of harvest through 3/4 pint. (Roots).

**SUNFLOWERS:** Sunflower moth - Apply 2 pints per acre. Do not apply within 30 days of harvest. Do not apply more than 3 times at 5-day intervals per season.

**SWEET POTATOES:** Aphids, armyworm (to 3rd instar), cutworms (including climbing and surface feeding species), flea beetles, leafhoppers, cabbage looper, spider mites - Apply 1-1/2 pints per acre. Do not apply within 5 days of harvest.

**TURNIPS:** Aphids (including cabbage aphid), armyworms (to 3rd instar) - Apply 1/2 - 1-1/2 pints per acre. Flea beetles, leafhoppers, leafminer, mites - Apply 1 - 1-1/2 pints per acre. Imported cabbage worm, cabbage looper, plant bugs - Apply 1-1/2 pints per acre. Do not apply within 7 days of harvest through 1/2 pint. (Roots). Do not apply within 21 days of harvest from 1 to 1-1/2 pints (Roots). Do not apply within 21 days of harvest if tops are to be used as food or feed.

**VETCH:** Alfalfa weevil (larvae) - Apply 1/2 - 1 pint per acre. Apply when 75% of terminals show feeding, when buds and shoots appear ragged, or when the larvae count reaches 25 per sweep. Aphids, leafhoppers, mites - 1/2 - 1 pint per acre. Climbing cutworms, Lygus bugs, Vetch bruchid - 1 pint per acre. Armyworm - 1/2 - 2-1/2 pints per acre. Do not apply within 15 days of harvest through 2 pints. Do not apply within 20 days of harvest from 2 pints through 2-1/2 pints.





**WHEAT:** Brown Wheat Mite - Apply 1/2 - 1 pint per acre. Barley thrips - Apply 1/2 - 2/3 pints per acre. Leafhoppers - Apply 1/2 - 1 pint per acre. Climbing cutworms - Apply 3/4 - 1 pint per acre. Aphids (including greenbug), black mite, stink bugs, armyworm (to 3rd instar) - Apply 1/2 - 1-1/2 pints per acre. Say's stink bugs, chinch bugs, false chinch bug and fall armyworm - 1-1/2 pints per acre. Do not apply within 15 days of harvest from 1/2 pint through 1-1/2 pints.

**ORNAMENTALS:** (Woody Shrubs, Trees and Vines), Christmas tree plantation (Pines) - Apply 1 pint per acre. European pine shoot moth, Nantucket pine tip moth - Apply 2 pints per acre. Apply in 5 to 50 gallons of water.

**NONAGRICULTURAL LAND, WASTELANDS:** Mosquitoes (larvae) - Apply 1/5 pint per acre. Do not apply within 7 days of harvest through 1/5 pint. For use by mosquito abatement districts and official government agencies only. Repeat as needed. Toxic to fish and wildlife. Do not use where shrimp or crabs are an important resource. Do not use in any estuaries, or coastal or tidal areas along the southeast, Atlantic or Gulf coasts of the United States.

