



**COMPANY
NUMBER**

5905

**PRODUCT
SERIAL NO.**

55

**LABEL
APPROVAL
DATE**

8-1-80

5905-55 17110

COMPATIBILITY Avoid combinations containing highly alkaline materials such as lime sulfur solutions or lime. Alkaline compounds will reduce the effectiveness of Parathion.

ALFALFA: Flea beetles, leafhoppers, climbing cutworms, armyworms. Apply 1/2 - 1 pint per acre. Aphids (including Pea aphids and spotted alfalfa aphid) - Apply 1/2 - 1 pint per acre. For spotted alfalfa aphid, apply early in spring. Alfalfa weevil (larvae) - Apply 1/2 - 1 pint per acre. Apply when 75% terminals show feeding, when buds and shoots appear ragged, or when the larvae count reaches 25 per sweep. Lygus bugs, mites, stink bugs - Apply 1/2 - 1 1/2 pints per acre. Webworms, clover leaf weevil, alfalfa caterpillar, alfalfa weevil (adult) (Refer also to Egyptian weevil) thrips and grasshoppers - Apply 1 pint per acre. Egyptian alfalfa weevil - Apply 1/2 - 2 pints per acre. Do not apply within 15 days of harvest. Alfalfa seed Chalcid - Apply 1 1/2 - 2 1/2 pints per acre. Plant bugs (for use on seed crops only) - apply 1/2 - 1 pint per acre. Do not apply within 15 days of harvest from 1/2 through 1 pint per acre. Do not apply within 20 days of harvest from 1 pint through 2 1/2 pints per acre.

ALMONDS: Peach twig borer, San Jose scale, perlatoria scale, mite eggs - Apply 2 - 4 pints per acre. For dormant application use 2-4 pints plus dormant oil emulsion or dormant emulsive oil at the dosage recommended for the specific oil product per 100 gals. Fruit tree leafroller, tent caterpillar, peach twig borer - Apply 2 - 4 pints per acre (per 100 gals of water). Do not apply after hulls open. Do not exceed 600 gals dilute spray per acre.

APPLE: Aphids (including apple, rosy apple and woolly apple aphid), European red mite - Apply 1/2 - 1 pint per acre (per 100 gals water). Scales, redbanded leafroller - Apply 1 - 2 pints per acre (per 100 gals of water). Codling moth, plum curculio - Apply 1 - 2 pints per acre (per 100 gals water). Apply at petal fall and every 10 to 14 days thereafter until control is achieved. Do not apply within 15 days of harvest. Fruit and foliar injury may occur on McIntosh, Cortland, and related varieties. Consult your State Cooperative Agricultural Extension Service for further information.

APRICOTS: Aphids (including green peach aphid), European red mites - Apply 1/2 pint per acre (per 100 gallons of water). Do not apply within 14 days of harvest.

ARTICHOKES: Aphids, armyworms (to 3rd instar), plant bugs - Apply 1 pint per acre. Cutworms (including climbing and surface feeding species), cabbage looper, artichoke plum moth - Apply 2 pints per acre. If plants are cut in April and May, begin applications after September, and repeat at 14 to 21 day intervals as needed through December, 30 day intervals through January and February, 14 day intervals from March through the end of picking season. Workers should not re-enter fields for 7 days following treatment. Do not apply within 7 days of harvest.

BARLEY: Thrips - Apply 1/2 - 2/3 pints per acre. Mites (brown wheat), leafhopper, cutworms (climbing) - Apply 1/2 to 1 pint per acre. Stink bugs, armyworm (to 3rd instar), black grass bugs, aphid (including greenbug) - Apply 1/2 - 1 1/2 pints per acre. Apply in early spring for greenbug control. Thrips, Say's stink bugs, spider mites, false chinch bug, grasshopper, chinch bugs - Apply 1 1/2 pints per acre. Do not apply within 15 days of harvest.

BEANS: Leafhoppers, flea beetles, plant bugs (including Lygus bugs), aphids, armyworms - Apply 1 - 2 1/2 pints per acre. Cabbage looper - Apply 2 pints per acre. Stink bugs, cutworms (including climbing and surface feeding species) - Apply 2 - 2 1/2 pints per acre. Do not apply within 15 days of harvest. For green and lima beans, do not apply within 21 days of harvest. Dosage rates exceeding 1 pint per acre.

BEEFS: Mites, aphids, armyworms, flea beetles, leafhopper - Apply 1 - 2 pints per acre. Stink bugs, plant bugs (including Lygus bugs), cabbage looper - Apply 2 pints per acre. Do not apply within 15 days of harvest. Do not apply within 14 days if tops are to be used for food or feed.

BROCCOLI: Thrips - Apply 1/2 - 1 pint per acre. Aphids, armyworms - Apply 1/2 - 2 pints per acre. Flea beetles, leafhopper, mites - Apply 1 - 2 pints per acre. Imported cabbageworms, cabbage looper, stink bugs - Apply 2 - 2 1/2 pints per acre. Plant bugs - Apply 2 1/2 pints per acre. Do not apply within 21 days of harvest.

BRUSSEL SPROUTS: Aphids, armyworms, thrips - Apply 1/2 - 2 pints per acre. Flea beetles, leafhoppers, mites - Apply 1 - 2 pints per acre. Imported cabbageworms, cabbage looper, stink bugs - Apply 2 - 2 1/2 pints per acre. Plant bugs - Apply 2 1/2 pints per acre. Do not apply within 21 days of harvest.

CABBAGE: Aphids, armyworms, thrips - Apply 1/2 - 2 pints per acre. Flea beetles, leafhopper, mites - Apply 1 - 2 pints per acre. Imported cabbageworms, cabbage looper, stink bugs - Apply 2 - 2 1/2 pints per acre. Plant bugs - Apply 2 1/2 pints per acre. Do not apply within 21 days of harvest.

CARROTS: Aphids, armyworms, flea beetles, leafhoppers, mites - Apply 1 - 2 pints per acre. Cutworms, cabbage looper, plant bugs - Apply 2 pints per acre. Do not apply within 15 days of harvest. Do not use treated carrot tops for food or feed.

CAULIFLOWER: Aphid, armyworm, flea beetles, leafhopper, mites - Apply 1 - 2 pints per acre. Imported cabbageworm, cabbage looper, stink bugs - Apply 2 - 3 pints per acre. Plant bugs - Apply 3 pints per acre. Do not apply within 21 days of harvest.

CELERY: Aphids, armyworms, flea beetles, leafhoppers, mites - Apply 1 - 2 pints per acre. Cabbage looper, plant bugs, stink bugs - Apply 2 pints per acre. Do not apply within 15 days of harvest.

CHERRIES: Aphid, black cherry mite, European red - Apply 1/2 - 1 pint per acre. Do not apply within 14 days of harvest.

RESTRICTED USE PESTICIDE

FOR RETAIL SALE TO AND USE ONLY BY CERTIFIED APPLICATORS OR PERSONS UNDER THEIR DIRECT SUPERVISION AND ONLY FOR THOSE USES COVERED BY THE CERTIFIED APPLICATOR'S CERTIFICATION.

STOP - READ LABEL BEFORE USING

POISON

See Side Panels for Antidote & Precautions



DANGER

Keep Out of Reach of Children



4 LB. Methyl Parathion Emulsifiable Insecticide Concentrate

ACTIVE INGREDIENTS (By WT.)

O,O-G-dimethyl O-p-nitrophenyl phosphorothioate	43.30%
Related compounds	2.30%
Xylene	47.40%
INERT INGREDIENTS	7.00%

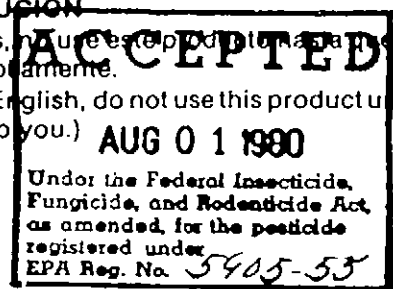
TOTAL 100.00%

*Methyl Parathion

1 gallon of HELENA 4 LB. METHYL PARATHION contains 4 pounds of Methyl Parathion

PRECAUCIÓN

AL USUARIO: Si usted no lee inglés, la etiqueta la haya sido explicada ampliamente. (TO THE USER: If you cannot read English, do not use this product until the label has been fully explained to you.)



NOT FOR HOME USE

EPA EST. NO.

EPA REG. NO. 5905-55

Precautionary Statements Hazards to Humans And Domestic Animals

BEST AVAILABLE COPY



DANGER—POISON

POISONOUS IF SWALLOWED

IF SWALLOWED - Drink 1 or 2 glasses of water and induce vomiting by touching back of throat with finger or blunt object. Do not induce vomiting or give anything by mouth to an unconscious person. Get medical attention.



POISONOUS BY SKIN CONTACT

Poisonous if touched by hands or spilled or splashed on skin, in eyes or on clothing (liquid goes through clothes).



POISONOUS IF BREATHED

Breathing vapors, spray mist or dust may be fatal.

STATEMENT OF PRACTICAL TREATMENT

POISONING SYMPTOMS

Parathion is a very dangerous poison. It rapidly enters the body by contact with all skin surfaces and eyes. Clothing wet with this material must be removed immediately. Exposed persons must receive prompt medical treatment or they may die.

Some of the signs and symptoms of poisoning are: Headache, nausea, vomiting, cramps, weakness, blurred vision, pin-point pupils, tightness in chest, labored breathing, nervousness, sweating, watering of eyes, drooling or frothing of mouth and nose, muscle spasms and coma.

Call a doctor (physician), clinic or hospital immediately. Explain that the victim has been exposed to parathion and describe his condition.

If breathing has stopped, start artificial respiration immediately and maintain until doctor sees victim.

IF SWALLOWED - Drink 1 or 2 glasses of water and induce vomiting by touching back of throat with finger or blunt object. Do not induce vomiting or give anything by mouth to an unconscious person. Get medical attention.

In case of contact, immediately flush eyes or skin with plenty of water for at least 15 minutes while removing contaminated clothing and shoes. See doctor immediately.

NOTE TO PHYSICIAN

ANTIDOTE - administer atropine sulfate in large doses. TWO to FOUR mg intravenously or intramuscularly as soon as cyanosis is overcome. Repeat at 5 to 10 minute intervals until signs of atropinization appear. 2-PAM chloride is also antidotal and may be administered in conjunction with atropine. **DO NOT GIVE MORPHINE OR TRANQUILIZERS.** Parathion is a strong cholinesterase inhibitor affecting the central and peripheral nervous systems and producing cardiac and respiratory depression. At first sign of pulmonary edema, the patient should be given supplemental oxygen and treated symptomatically. Continued absorption of the poison may occur and fatal relapses have been reported after initial improvement. **VERY CLOSE SUPERVISION OF THE PATIENT IS INDICATED FOR AT LEAST 48 HOURS.** Treat symptomatically.

Environmental Hazards

This pesticide is toxic to fish, shrimp, crabs, birds and other wildlife. Birds and other wildlife in treated areas may be killed. Keep out of lakes, streams, or ponds, tidal marshes and estuaries. Shrimp and crab may be killed at application rates recommended on this label. Do not apply where these are important resources. Do not apply where runoff is likely to occur. Do not apply to water used for irrigation, recreational or domestic purposes. Do not apply when weather conditions favor drift from areas treated. Do not contaminate water by cleaning of equipment, or disposal of wastes. Apply this product only as specified on this label.

This pesticide is highly toxic to bees exposed to direct treatment or residues on crops. Protective information may be obtained from your Cooperative Agricultural Extension Service.

Physical and Chemical Hazards

DO NOT USE, POUR, SPILL, OR STORE NEAR HEAT OR OPEN FLAME.

Directions for Use

It is a violation of Federal law to use this product in a manner inconsistent with its labeling.

Workers entering treated fields within 48 hours must wear protective clothing.

POST TREATED AREA

Consult your State Agricultural Extension Service or Experiment Station regarding posting treated areas.

READ ENTIRE LABEL . . . USE STRICTLY IN ACCORDANCE WITH DANGER STATEMENTS AND DIRECTIONS, AND WITH APPLICABLE STATE AND FEDERAL REGULATIONS.

KEEP PESTICIDE IN ORIGINAL CONTAINER. USE ONLY WHEN WEARING THE FOLLOWING PROTECTIVE EQUIPMENT AND CLOTHING

(1) Wear water-proof pants, coat, hat, rubber boots or rubber overshoes. (2) Wear safety goggles. (3) Wear a pesticide respirator jointly approved by the Mining, Enforcement and Safety Administration (formerly the U.S. Bureau of Mines) and by the National Institute for Occupational Safety and Health under the provisions of 30CFR Part 11. (4) Wear heavy duty, natural rubber gloves.

WORK SAFETY RULES

Keep all unprotected persons and children away from treated area or where there is danger of drift.

Do not rub eyes or mouth with hands. If you feel sick in any way, STOP work and get help right away. Call a doctor (physician), clinic or hospital - immediately. Explain that the victim has been exposed to parathion and describe his condition. After first aid is given (see First Aid Treatment Section) and if a doctor cannot come, take victim to clinic or hospital.

IMPORTANT! Before removing gloves, wash them with soap and water. Always wash hands, face and arms with soap and water before smoking, eating or drinking.

AFTER WORK, take off all work clothes and shoes. Shower, using soap and water. Wear only clean clothes when leaving job. Do not wear contaminated clothing. Wash protective clothing and protective equipment with soap and water after each use. Respirator should be cleaned and filter replaced according to instructions included with respirator.

Storage and Disposal

Do not use or store in or around the home. Keep out of reach of children and domestic animals. Do not store near food or feed products.

FOR ALL EMPTY CONTAINERS

DO NOT re-use the container. Completely empty the contents and bury unused chemical at least 18 inches deep in an isolated location away from water supplies.

GLASS CONTAINERS: Break the container and bury the pieces at least 18 inches deep in an isolated location away from water supplies.

METAL CONTAINERS.

1-GALLON CANS - Pour 1 pt. of water into empty can and add 1 tablespoonful household detergent. Rotate can carefully to wet all inner surfaces with the solution. Bury rinse solution at least 18 inches deep in an isolated location away from water supplies. Punch holes in top and bottom of cans, crush can, and bury deeply in an isolated location.

5-GALLON, 30-GALLON and 55-GALLON DRUMS - Pour the following mixture into empty containers:

5-GALLON DRUMS - 2 qts. water, 1/2 cup caustic soda (household lye), 2 tablespoons of detergent.

30-GALLON DRUMS - 3 gallons water, 1 lb. caustic soda (household lye), 1/2 cup detergent.

55-GALLON DRUMS - 5 gallons water, 2 lb. caustic soda (household lye), 1 cup detergent.

Rotate container until all inner surfaces are thoroughly wet. Bury the rinse solution at least 18 inches deep in an isolated area away from water supplies.

CAUTION: Handle caustic soda (household lye) with extreme care. Do not get on skin, in eyes, or on clothing. Read and carefully follow the precautions on package. Punch holes in top and bottom of container, crush container. Bury deeply in an isolated area.

IF THE ABOVE RINSE METHOD CANNOT BE USED

Punch holes in TOP of container and burn in hot fire until all paint has been completely burned off container. Extreme care should be exercised to insure that containers are completely empty and that persons stay well away from smoke and fumes. Do not attempt to burn more than 5 containers at one time.

MIXING AND SPRAYING

Mix in water with agitation, agitate while spraying. Apply to row and tilled crops in 3 to 10 gals. (California only use 20 to 100 gals.) of water per acre by ground spray rig or 1 to 3 gals. (California only use 5 to 15 gals.) of water by airplane.

CLOVER: Leafhopper, armyworm, aphids (including spotted alfalfa aphid) (apply early in the spring), alfalfa weevil (larvae) (apply when 75% of terminals show feeding when buds and shoots appear ragged or when the larval count reaches 75 per sweep). Apply 1/2 - 1 pint per acre. Lygus bugs, mites - Apply 1/2 - 1 1/2 pints per acre. Clover leaf weevil, webworms - Apply 1 pint per acre. Thrips - Apply 1 - 1 1/2 pints per acre. Egyptian alfalfa weevil - Apply 1 - 2 pints per acre. Do not apply within 15 days of harvest. Clover seed chalcid (for use on seed crops only), Climbing cutworm - Apply 1/2 - 2 1/2 pints per acre. Plant bugs (for use on seed crops only) - apply 1/2 - 1 pint per acre. Do not apply within 15 days of harvest from 1/2 through 1 pint per acre. Do not apply within 20 days of harvest from 1 pint through 2 1/2 pints per acre.

COLLARDS: Aphids, armyworms, flea beetles, leafhopper, mites - Apply 1 - 2 pints per acre. Imported cabbageworm, cabbage looper, stink bugs, thrips - Apply 2 - 3 pints per acre. Plant bugs - Apply 3 pints per acre. Do not apply within 21 days of harvest.

CORN: Aphids (including corn leaf aphid), armyworm, fall armyworm, corn rootworm, (including western corn rootworm) (adults), flea beetles, mites, stink bugs - Apply 1/2 pint per acre. Do not apply within 12 days of harvest.

COTTON: Thrips, (apply before or during the 4-leaf stage and repeat 1 to 3 times at 7 to 10 day intervals), leafhoppers (including cotton leafhopper) - Apply 1/2 to 1 pint per acre. Grasshopper - Apply 1/2 pint per acre. Cotton leafworm, garden webworm - Apply 1/2 - 1 pint per acre. Lygus bugs, mites, spider (including desert spider mite and two-spotted spider mites) - Apply 1/2 - 1 pint per acre. Southern green stink bug, false chinch bug - Apply 1 - 2 pints per acre. Leafroller, cabbage looper, cotton leaf-perforator, cutworms, fall armyworm (to 3rd instar), aphids (including cotton aphid) (apply when aphids appear in buds and on leaves of seedlings or when honeydew appears on older plants) - Apply 1 - 2 pints per acre. Saltmarsh caterpillar, stink bugs - Apply 2 pints per acre. Armyworms - Apply 2 - 4 pints per acre. Bollworm - Apply 2 - 6 pints per acre.

TOBACCO BUDWORM: Apply 2 pints per acre. Do not handpick or harvest within 7 days of application. Boll Weevil - Apply 1 - 6 pints per acre. For early season control of overwintering boll weevils, apply as early as the 2-to-4 leaf stage and repeat 1-3 times at 7-10 day intervals. For mid-season control, apply at the start of squaring or after 10-25% of the first squares are punctured and repeat at 3-to-8 day intervals as needed or until the top bolls are full grown. Repeat at 3-day intervals during the major fruiting season, and periods of heavy weevil migration.

CUCUMBERS: Aphids, mite, two-spotted spider - Apply 1/2 pint per acre. Do not apply before vining. Do not apply within 15 days of harvest.

GOOSEBERRIES: Aphids - Apply 1/2 - 1/4 pint per acre. Do not apply within 15 days of harvest.

GRAPES: Mites, thrips - Apply 1 1/2 pints per acre. Aphids, grape leafroller, grape leafhoppers - Apply 1/2 - 2 pints per acre (per 100 gal water). Do not apply within 14 days of harvest.

GRASS (HAY, PASTURE): Armyworm (to 3rd instar), black grass bugs (including Irbisia), false chinch bug, grasshopper, leafhopper - Apply 1 1/2 pints per acre. For aphids, apply 1/2 pint per acre. Do not apply within 15 days of harvest.

HOPS: Aphids, armyworms, leafhoppers, mites - Apply 1 - 2 pints per acre. Do not apply within 15 days of harvest.

KALE: Aphids, armyworms - Apply 1/2 - 2 pints per acre. Flea beetles, leafhoppers, mites - Apply 1 - 2 pints per acre. Imported cabbageworm, cabbage looper, stink bugs - Apply 2 - 3 pints per acre. Plant bugs - Apply 3 pints per acre. Do not apply within 10 days of harvest through 1 pt. Do not apply within 21 days of harvest from 1 pt. through 3 pts.

KOHLRABBI: Aphids, armyworm - Apply 1/2 - 2 pints per acre. Flea beetles, leafhoppers, mites - Apply 1 - 2 pints per acre. Imported cabbageworm, cabbage looper, stink bugs - Apply 2 - 3 pints per acre. Plant bugs - Apply 3 pints per acre. Do not apply within 7 days of harvest through 1 pt. Do not apply within 21 days of harvest from 1 pt. through 3 pts.

LETTUCE: Aphids, armyworms, flea beetles, imported cabbageworm, leafhoppers, mites - Apply 1 - 2 pints per acre. Cabbage looper, plant bugs - Apply 2 pints per acre. Do not apply within 21 days of harvest.

MUSTARD GREENS: Aphids, armyworm - Apply 1/2 - 2 pints per acre. Flea Beetles, leafhoppers, mites - Apply 1 - 2 pints per acre. Imported cabbageworm, cabbage looper, stink bugs - Apply 2 - 3 pints per acre. Plant bugs - Apply 3 pints per acre. Do not apply within 10 days of harvest through 1 pint, or within 21 days of harvest from above 1 pint through 3 pints.

OATS: Brown wheat mite - Apply 1/2 - 1 pint per acre. Aphids (including greenbug), black grass bugs (including Irbisia) - 1/2 - 1 1/2 pints per acre. Barley thrips - 1/2 - 2/3 pints per acre. Climbing cutworms - 2/3 - 1 pint per acre. Leafhoppers - 1/2 - 1 pint per acre. Armyworm (to 3rd instar), wintergrain mite, stink bugs - 1/2 - 1 1/2 pints per acre. Say's stink bugs, chinch bugs, false chinch bug and fall armyworm - 1 1/2 pints per acre. Do not apply within 15 days of harvest from 1/2 pint through 1 1/2 pints.

ONION: Thrips (including onion thrips) - 1/2 - 1 2/3 pints per acre. Do not apply within 15 days of harvest.

PASTURE (Irrigated) (Refer also to grass): Mosquitoes (larvae) Apply 1/2 pint per acre. Do not apply within 7 days of harvest. Broadcast application.

PEACHES: Aphids (including green peach aphid and mealy plum aphid), European red mite - Apply 1 - 1 pint per acre (per 100 gals water). Do not apply within 14 days of harvest. Apply in early cover treatment or apply twice within 5 day intervals as needed. Oriental fruit moth, peachtree borer, plum curculio - Apply 1/2 - 2 pints per acre (per 100 gals water). For peach tree borer apply 2 to 3 sprays to trunks from ground to scaffold limbs. Apply at petal fall and every 10 to 14 days thereafter until control is achieved. Make applications during appearance of moths in early to late summer. Apply 2 to 3 sprays to trunk from ground to scaffold limbs timed with moth flight. Apply at petal fall and every 10 to 14 days thereafter until control is achieved.

PEANUTS: Aphids, thrips, velvetbean caterpillar - Apply 1/2 pints per acre. Do not apply within 15 days of harvest.

PEAS: Aphids, armyworm (to 3rd instar), flea beetles, leafhoppers, mites, plant bugs (including Lygus bugs) - Apply 1 - 2 pints per acre. Stink bugs, cowpea curculio, cutworm (including climbing and surface feeding species), cabbage looper - Apply 2 pints per acre. Do not apply within 10 days of harvest through 1 pint. Do not apply within 15 days of harvest from 1 pint through 2 pints.

PEARS: European red mite - Apply 1/2 pint per acre (per 100 gals water). Aphids - Apply 1/2 - 1 pint per acre (per 100 gals water). Apply twice with a 5 day interval. Do not apply with 14 days of harvest. Do not exceed 6 pints per acre.

PEPPERS: Aphids, armyworms, flea beetles, leafhoppers, mites - Apply 1 - 2 pints per acre. Cutworm (including climbing and surface feeding species), cabbage looper, plant bugs - Apply 2 pints per acre. Do not apply within 15 days of harvest.

PLUMS: European red mite - Apply 1/2 - 1 pint per acre (per 100 gals water). Aphids - Apply 1/2 - 2 pints per acre (per 100 gals water). Apply in early cover treatments or twice with a 5-day interval. Peachtree borer - Apply 1/2 - 2 pints per acre (per 100 gals water). Make applications during appearance of the moths in early to late summer. Apply 2 to 3 sprays to trunk from ground to scaffold limbs timed with moth flight. Oriental fruit moth, plum curculio - Apply 1/2 - 2 pints per acre (per 100 gals water). Apply at petal fall and every 10 to 14 days thereafter until control is achieved. Do not apply within 14 days of harvest.

POTATOES: Aphids, flea beetles - Apply 1/2 - 2 pints per acre. Thrips - Apply 1 1/2 pints per acre. Armyworm, leafhoppers, mites - Apply 1 - 2 pints per acre. False chinch bug, cabbage looper, plant bugs (including Lygus bugs), stink bugs - Apply 3 pints per acre. Do not apply with 5 days of harvest.

PRUNES: European red mite - Apply 1/2 - 1 pint per acre (per 100 gals water). Aphids - Apply 1/2 - 2 pints per acre (per 100 gals water). Apply in early cover treatments or twice with a 5-day interval. Oriental fruit moth, plum curculio - Apply 1/2 - 2 pints per acre (per 100 gals water). Apply at petal fall and every 10 to 14 day thereafter until control is achieved. Peachtree borer - Apply 1/2 - 2 pints per acre (per 100 gals water). Make applications during appearance of the moths in early or late summer. Apply 2 to 3 sprays to trunk from ground to scaffold limbs timed with moth flight. Do not apply within 14 days of harvest.

RICE: Rice stink bug - Apply 1/2 - 1 pint per acre. Armyworm - Apply 1 - 1 1/2 pints per acre. Do not apply within 15 days of harvest. Crabs, crayfish and shrimp may be killed. Do not apply where they are important resources. Rice leafminer, tadpole shrimp - Apply 1 1/2 pints per acre. Use restricted to California. Apply at first sign of infestation after planting. Apply by air at 5 - 10 gallons of water. Restrict spill from rice fields for 3 days. Do not use within 14 days of application of 3, 4'-dichloropropionamide as injury may result.

RUTABAGAS: Aphids, armyworms, flea beetles, leafhoppers, mites - Apply 1 - 2 pints per acre. Imported cabbage worm, cabbage looper - Apply 2 - 3 pints per acre. Plant bugs - Apply 3 pints per acre. Do not apply within 7 days of harvest through 1 pint. Do not apply within 21 days of harvest from 1 pint through 3 pints.

RYE: Brown wheat mite - Apply 1/2 - 1 pint per acre. Barley thrips - 1/2 - 2/3 pint per acre. Leafhoppers - Apply 1/2 - 1 pint per acre. Climbing Cutworms - 1/2 pint per acre. Aphids (including greenbug), black grass bugs (including Irbisia) - Apply 1/2 - 1 1/2 pints per acre. Wintergrain mite, stink bugs, armyworm (to 3rd instar) - 1/2 - 1 1/2 pints per acre. False chinch bug, Say's stink bugs, chinch bug - 1 1/2 pints per acre. Do not apply within 15 days of harvest from 1/2 pint through 1 1/2 pints.

SAFFLOWER: Aphids, Lygus bugs - Apply 1 pint per acre. Do not apply following through 1 pint.

SORGHUM: Spider mites, corn leaf aphid - Apply 1 pint per acre. Greenbug aphid - Apply 1 1/2 pints per acre. Sorghum midge - Apply 1 - 2 pints per acre. Apply when approximately 80% of the heads have completely emerged from the boot or not later than the start of blooming. Aphids - Apply 2 pints per acre. Do not apply within 21 days of harvest. Leaf injury may occur on some hybrid varieties. Do not use wetting agents as more severe injury may occur. Spray a few rows a week or so before booting to leaf effects upon plants.

SOYBEANS: Climbing cutworms - Apply 1/2 pint per acre. Three cornered alfalfa hopper, webworm (including garden webworm) - Apply 1/2 - 1 pint per acre. Thrips, velvetbean caterpillar - Apply 1/2 - 1 pint per acre. Stink bugs - Apply 2/3 - 2 pints per acre. Mexican bean beetle, spider mites, aphids, blister beetle - Apply 1 pint per acre. Green cloverworm, cabbage looper - Apply 1 - 2 pints per acre. Armyworm, fall armyworm (to 3rd instar), bean leaf beetle, corn earworm, grasshoppers - Apply 2 pints per acre. Plant bugs (for use on seed crops only) - Apply 1/2 - 1 pint per acre. Do not apply within 15 days of harvest from 1/2 through 1 pint per acre. From 1 pint through 2 pints, do not apply within 20 days of harvest. Do not apply more than twice per growing season.

BEST AVAILABLE COPY

SPINACH: Aphids, armyworms, mites, seedcorn maggot (in crown). Apply 1-2 pints per acre. Cabbage looper, plant bugs - Apply 2 pints per acre. Do not apply within 14 days of harvest through 1 pint. Do not apply within 21 days of harvest from 1 pint through 2 pints.

STRAWBERRIES: Aphids - Apply 1-1 1/2 pints per acre. Mites - Apply 1 1/2 pints per acre. Do not apply within 14 days of harvest.

SUGAR BEETS: Armyworm, fall armyworm, cutworms (including climbing cutworms), flea beetles, grasshoppers, leafhoppers, sugar beet webworms, mites - Apply 1/2 - 1/4 pints per acre. Lygus bugs, stink bugs, weevils - 1/2 pints per acre. Do not apply within 60 days of harvest through 1/2 pint (if tops are to be fed to livestock). Aphids - Apply 1/2 pint per acre. Do not apply within 20 days of harvest through 1/2 pint (Roots).

SUNFLOWERS: Sunflower moth - Apply 2 pints per acre. Do not apply within 30 days of harvest. Do not apply more than 3 times at 5-day intervals per season.

SWEET POTATOES: Aphids, armyworm (to 3rd instar), cutworms (including climbing and surface feeding species), flea beetles, leafhoppers, cabbage looper, spider mites - Apply 1 1/2 pints per acre. Do not apply within 5 days of harvest.

TOBACCO: Green June Beetle - Apply 1/3 - 1/2 pint per acre (per 100 gals. of water). Apply as a drench to plant bed with a sprinkling can. Do not apply within 5 days of transplanting. Aphid (including green peach aphid), cutworms (including climbing and surface feeding species) - Apply 1/2 - 1 pint per acre. Do not apply within 15 days of harvest. Do not apply within 5 days of priming. Avoid contact with plant juices when priming or cutting tobacco.

TOMATOES: Tomato russet mite - Apply 1/2 - 1 pint per acre. Aphids, armyworm - Apply 1/2 - 2 pints per acre. Leafhoppers, mites - Apply 1-2 pints per acre. Potato psylla - Apply 1-3 pints per acre. Plant bugs - Apply 2 pints per acre. Cabbage looper - Apply 2-3 pints per acre. Do not apply within 15 days of harvest from 1 pint through 3 pints.

TURNIPS: Aphids (including cabbage aphid), armyworms (to 3rd instar) - Apply 1/2 - 1 1/2 pints per acre. Flea beetles, leafhoppers, leafminer, mites - Apply 1-1 1/2 pints per acre. Imported cabbage worm, cabbage looper, plant bugs - Apply 1 1/2 pints per acre. Do not apply within 7 days of harvest through 1/2 pint (roots). Do not apply within 15 days of harvest from 1/2 to 1 1/2 pints (roots). Do not apply within 21 days of harvest if tops are to be used as food or feed.

VETCH: Alfalfa weevil (larvae) - Apply 1/2 - 1 pint per acre. Apply when 75% of terminals show feeding, when buds and shoots appear ragged or when the larval count reaches 25 per sweep. Aphids, leafhoppers, mites - 1/2 - 1 pint per acre. Climbing cutworms, Lygus bugs, Vetch bruchid - 1 pint per acre. Armyworm - 1/2 - 2 1/2 pints per acre. Do not apply within 15 days of harvest through 2 pints. Do not apply within 20 days of harvest from 2 pints through 2 1/2 pints.

WHEAT: Brown wheat mite - Apply 1/2 - 1 pint per acre. Barley thrips - Apply 1/2 - 2/3 pints per acre. Leafhoppers - Apply 1/2 - 1 pint per acre. Climbing cutworms - Apply 3/4 - 1 pint per acre. Aphids (including greenbug), black mite, stink bugs, armyworm (to 3rd instar) - Apply 1/2 - 1 1/2 pints per acre. Say's stink bug, chinch bugs, false chinch bug and fall armyworm - 1 1/2 pints per acre. Do not apply within 15 days of harvest from 1/2 pint through 1 1/2 pints.

ORNAMENTALS: (Woody Shrubs, Trees and Vines), Christmas tree plantation (Pines) - Apply 1 pint per acre. European pine shoot moth, Nantucket pine tip moth - Apply 2 pints per acre. Apply in 5 to 50 gallons of water.

FOREST, NONAGRICULTURAL LAND, WASTELANDS: Mosquitoes (larvae) - Apply 1/5 pint per acre. Do not apply within 7 days of harvest through 1/5 pint. For use by mosquito abatement districts and official government agencies only. Refer to label as needed. Toxic to fish and wildlife. Do not use where shrimp and oysters are an important resource. Do not use in any estuaries, or coastal or tidal areas along the southeast Atlantic or Gulf coasts of the United States.

PINE FORESTS: European pine shoot moth, Nantucket pine tip moth - Apply 2 pints per acre. Apply in 5 to 50 gallons of water.

NOTICE OF WARRANTY

Helena Chemical Company warrants that this material conforms to the chemical description on the label and is reasonably fit for the purposes referred to in the Directions for Use and Conditions of Sale, subject to the inherent risks referred to therein. Helena Chemical Company makes no other expressed or implied warranty, including any other expressed or implied warranty of FITNESS or MERCHANTABILITY, and no agent of Helena Chemical Company is authorized to do so except in writing with a specific reference to this warranty shall be limited to direct damages and not include consequential commercial damages such as loss of profit or value, etc.

METHYL PARATHION MIXTURE LIQUID

NET CONTENTS U.S. GALLONS
SN3-060480-M

ALFALFA: Flea beetles, leafhoppers, climbing cutworms, armyworms. Apply 1/2 - 1 pint per acre. Aphids (including pea aphid and spotted alfalfa aphid). Apply 1/2 - 1 pint per acre. For spotted alfalfa aphid apply early in spring. Alfalfa weevil (larvae). Apply 1/2 - 1 pint per acre. Apply when 75% terminals show feeding, when buds and shoots appear ragged or when the larvae count reaches 25 per sweep. Lygus bugs, mites, stink bugs. Apply 1/2 - 1 1/2 pints per acre. Webworms, clover leaf weevil, alfalfa caterpillar, alfalfa weevil (adult) (Refer also to Egyptian weevil) thrips, and grasshoppers. Apply 1 pint per acre. Egyptian alfalfa weevil. Apply 1/2 pints per acre. Do not apply within 15 days of harvest. Alfalfa seed Chalcid. Apply 1 1/2 - 2 1/2 pints per acre. Do not apply within 30 days of harvest.

ALMONDS: Peach twig borer, San Jose scale, pearler scale, mite eggs. Apply 2 - 4 pints per acre. For dormant application use 2 - 4 pints plus dormant oil emulsion or dormant emulsifier oil at the dosage recommended for the specific oil product per 100 gals. Fruit tree leafroller, tent caterpillar, peach twig borer. Apply 2 - 4 pints per acre (per 100 gals. of water). Do not apply after hulls open. Do not exceed 600 gals. dilute spray per acre.

APPLE: Aphids (including apple, rosy apple and woolly apple aphid), European red mite. Apply 1/2 - 1 pint per acre (per 100 gals. water). Scales, redbanded leafroller. Apply 1 - 2 pints per acre (per 100 gals. of water). Codling moth, plum curculio. Apply 1 - 2 pints per acre (per 100 gals. water). Apply at petal fall and every 10 to 14 days thereafter until control is achieved. Do not apply within 15 days of harvest. Fruit and foliage injury may occur on McIntosh, Cortland, and related varieties. Consult your State Cooperative Agricultural Extension Service for further information.

APRICOTS: Aphids (including green peach aphid) European red mite. Apply 1/2 pint per acre (per 100 gallons of water). Do not apply within 14 days of harvest.

ARTICHOKES: Aphids, armyworms (to 3rd instar), plant bugs. Apply 1 pint per acre. Cutworms (including climbing and surface feeding species), cabbage looper, artichoke plum moth. Apply 2 pints per acre. If plants are cut in April and May, begin applications after September and repeat at 14 to 21 day intervals as needed through December. 30 day intervals through January and February. 14 day intervals from March through the end of picking season. Workers should not re-enter fields for 7 days following treatment. Do not apply within 7 days of harvest.

BARLEY: Thrips. Apply 1/2 - 1/2 pints per acre. Mites (brown wheat), leafhopper, cutworms (climbing). Apply 1/2 to 1 pint per acre. Stink bugs, armyworm (to 3rd instar), black grass bug, aphid (including greenbug). Apply 1/2 - 1 1/2 pints per acre. Apply in early spring for green bug control. Thrips, Say's stink bugs, spider mites, false chinch bug, grasshopper, chinch bugs. Apply 1 1/2 pints per acre. Do not apply within 15 days of harvest.

BEANS: Leafhoppers, flea beetles, plant bugs (including Lygus bugs), aphids, armyworms. Apply 1 - 2 1/2 pints per acre. Cabbage looper. Apply 2 pints per acre. Stink bugs, cutworms (including climbing and surface feeding species). Apply 2 - 2 1/2 pints per acre. Do not apply within 15 days of harvest. For green and lima beans, do not apply within 21 days of harvest for damage rates exceeding 1 pint per acre.

BEETS: Mites, aphid, armyworms, flea beetles, leafhopper. Apply 1 - 2 pints per acre. Stink bugs, plant bugs (including Lygus bugs), cabbage looper. Apply 2 pints per acre. Do not apply within 15 days of harvest. Do not apply within 21 days if tops are to be used for food or feed.

BROCCOLI: Thrips. Apply 1/2 - 1 pint per acre. Aphids, armyworms. Apply 1/2 - 2 pints per acre. Flea beetles, leafhopper, mites. Apply 1 - 2 pints per acre. Imported cabbageworm, cabbage looper, stink bugs. Apply 2 - 2 1/2 pints per acre. Plant bugs. Apply 2 1/2 pints per acre. Do not apply within 21 days of harvest.

BRUSSEL SPROUTS: Aphids, armyworms, thrips. Apply 1/2 - 2 pints per acre. Flea beetles, leafhoppers, mites. Apply 1 - 2 pints per acre. Imported cabbageworm, cabbage looper, stink bugs. Apply 2 - 2 1/2 pints per acre. Plant bugs. Apply 2 1/2 pints per acre. Do not apply within 21 days of harvest.

CABBAGE: Aphids, armyworms, thrips. Apply 1/2 - 2 pints per acre. Flea beetles, leafhopper, mites. Apply 1 - 2 pints per acre. Imported cabbageworm, cabbage looper, stink bugs. Apply 2 - 2 1/2 pints per acre. Plant bugs. Apply 2 1/2 pints per acre. Do not apply within 21 days of harvest.

CARROTS: Aphids, armyworms, flea beetles, leafhoppers, mites. Apply 1 - 2 pints per acre. Cutworms, cabbage looper, plant bugs. Apply 2 pints per acre. Do not apply within 15 days of harvest. Do not use treated carrot tops for food or feed.

CAULIFLOWER: Aphid, armyworm, flea beetles, leafhopper, mites. Apply 1 - 2 pints per acre. Imported cabbageworm, cabbage looper, stink bugs. Apply 2 - 3 pints per acre. Plant bugs. Apply 3 pints per acre. Do not apply within 21 days of harvest.

CELERY: Aphids, armyworms, flea beetles, leafhoppers, mites. Apply 1 - 2 pints per acre. Cabbage looper, plant bugs, stink bugs. Apply 2 pints per acre. Do not apply within 15 days of harvest.

CHERRIES: Aphid, black cherry mite, European red. Apply 1/2 - 1 pint per acre. Do not apply within 14 days of harvest.

RESTRICTED USE PESTICIDE

FOR RETAIL SALE TO AND USE ONLY BY CERTIFIED APPLICATORS OR PERSONS UNDER THEIR DIRECT SUPERVISION AND ONLY FOR THOSE USES COVERED BY THE CERTIFIED APPLICATOR'S CERTIFICATION

STOP - READ LABEL BEFORE USING!

POISON

See Side Panels
for Antidote &
Precautions



DANGER


Keep Out of
Reach of
Children

HELENA

4 LB. Methyl Parathion Emulsifiable Insecticide Concentrate

1 gallon of
HELENA 4 LB.
METHYL PARATHION
contains 4 pounds of
Methyl Parathion

ACTIVE INGREDIENTS (by weight)	
*O,O-dimethyl O-p-nitrophenyl phosphorothioate	45.6%
Xylene	47.4%
INERT INGREDIENTS (by weight)	
TOTAL	7.0%



NOT FOR HOME USE



DO NOT SWALLOW



DO NOT TOUCH



DO NOT BREATHE

DANGER—POISON—PRECAUTIONS**POISONOUS IF SWALLOWED**

IF SWALLOWED - Drink 1 or 2 glasses of water and induce vomiting by touching back of throat with finger or blunt object. Do not induce vomiting or give anything by mouth to an unconscious person. Get medical attention.

POISONOUS BY SKIN CONTACT

Poisonous if touched by hands or spilled or splashed on skin, in eyes or on clothing (liquid goes through clothes).

POISONOUS IF BREATHED

Breathing vapors, spray mist or dust may be fatal.

POISONOUS TO FISH AND WILDLIFE

This product is toxic to fish, birds and other wildlife. Birds and other wildlife in treated areas may be killed. Keep out of lakes, streams, ponds, tidal marshes and estuaries. Do not apply where runoff is likely to occur. Do not contaminate water by cleaning of equipment or disposal of waste. Shrimp and crab may be killed at application rates recommended on this label. Do not apply where these are important resources. Apply this product only as specified on the label.

This product is highly toxic to bees exposed to direct treatment or residues on crops. Protective information may be obtained from your Cooperative Agricultural Extension Service.

DANGER

DANGER: Poisonous if swallowed, inhaled, or absorbed through skin. Rapidly absorbed through skin.

POISONING SYMPTOMS: Headache, blurred vision, weakness, nausea, cramps, diarrhea, discomfort in chest.

ANTIDOTE: Atropine is the specific antidote. Obtain emergency supply of Atropine 1/100 grain tablets from your physician. Keep on hand.

CALL A PHYSICIAN IMMEDIATELY if persons handling or working with Parathion develop poisoning symptoms.

DO NOT USE, POUR, SPILL, OR STORE NEAR HEAT OR OPEN FLAME.

FIRST AID TREATMENT

Call a doctor (physician), clinic or hospital immediately. Explain that the victim has been exposed to Parathion and describe his condition.

If breathing has stopped, start artificial respiration immediately and maintain until doctor sees victim.

IF SWALLOWED - Drink 1 or 2 glasses of water and induce vomiting by touching back of throat with finger or blunt object. Do not induce vomiting or give anything by mouth to an unconscious person. Get medical attention.

In case of contact, immediately flush eyes or skin with plenty of water for at least 15 minutes while removing contaminated clothing and shoes. See doctor immediately.

USE ONLY WHEN WEARING THE FOLLOWING PROTECTIVE EQUIPMENT AND CLOTHING

(1) Wear waterproof pants, coat, hat, rubber boots or rubber overshoes (2) Wear safety goggles (3) Wear Mask or respirator approved by the U.S. Bureau of Mines for parathion protection (4) Wear heavy duty, natural rubber gloves.

WORK SAFETY RULES

Keep all unprotected persons and children away from treated area or where there is danger of drift. Do not rub eyes or mouth with hands. If you feel sick in any way, STOP work and get help right away. Call a doctor (physician), clinic or hospital immediately. Explain that the victim has been exposed to parathion and describe his condition. After first aid is given (see First Aid Treatment Section) and if a doctor cannot come, take victim to clinic or hospital.

IMPORTANT! Before removing gloves wash them with soap and water. Always wash hands, face and arms with soap and water before smoking, eating or drinking.

AFTER WORK, take off all work clothes and shoes. Shower, using soap and water. Wear only clean clothes when having job. Do not wear contaminated clothing. Wash protective clothing and protective equipment with soap and water after each use. Respirator should be cleaned and filter replaced according to instructions included with respirator.

POISON SIGNS (Symptoms)

Parathion is a very dangerous poison. It rapidly enters the body by contact with all skin surfaces and eyes. Clothing wet with this material must be removed immediately. Exposed persons must receive prompt medical treatment or they may die.

Some of the signs and symptoms of poisoning are: Headache, nausea, vomiting, cramps, weakness, blurred vision, pinpoint pupils, tightness in chest, labored breathing, nervousness, sweating, watering of eyes, drooling or frothing of mouth and nose, muscle spasms and coma.

NOTE TO PHYSICIAN

ANTIDOTE - Administer atropine sulfate in large doses. TWO to FOUR mg. intravenously or intramuscularly as soon as cyanosis is overcome. Repeat at 5 to 10 minute intervals until signs of atropinization appear. 2 PAM chloride is also antidotal and may be administered in conjunction with atropine. **DO NOT GIVE MORPHINE OR TRANQUILIZERS.** Parathion is a strong cholinesterase inhibitor affecting the central and peripheral nervous systems and producing cardiac and respiratory depression. At first sign of pulmonary edema, the patient should be given supplemental oxygen and treated symptomatically. Continued absorption of the poison may occur and fatal relapses have been reported after initial improvement. **VERY CLOSE SUPERVISION OF THE PATIENT IS INDICATED FOR AT LEAST 48 HOURS.**

POST TREATED AREA

Consult your State Agricultural Extension Service or Experiment Station regarding posting treated areas.

READ ENTIRE LABEL.....USE STRICTLY IN ACCORDANCE WITH DANGER STATEMENTS AND DIRECTIONS, AND WITH APPLICABLE STATE AND FEDERAL REGULATIONS.

KEEP PESTICIDE IN ORIGINAL CONTAINER.

Do not reuse empty container. Destroy it by perforating or crushing. Bury or discard in a safe place away from water supplies.

DIRECTIONS FOR USE**DIRECTIONS FOR MIXING AND SPRAYING**

Mix in water with agitation; agitate while spraying. Apply to row and field crops in 3 to 10 gal. (California only, use 20 to 100 gal.) of water per acre by ground spray rig or 1 to 3 gal. (California only; use 5 to 15 gal.) of water by airplane.

COMPATIBILITY - Avoid combinations containing highly alkaline materials such as lime-sulfur solutions or lime. Alkaline compounds will reduce the effectiveness of Parathion.

FOR ALL EMPTY CONTAINERS

DO NOT reuse the container. Completely empty the contents and bury unused chemical at least 18 inches deep in an isolated location away from water supplies.

GLASS CONTAINERS - Break the container and bury the pieces at least 18 inches deep in an isolated location away from water supplies.

METAL CONTAINERS

1-GALLON CANS - Pour 1 pt. of water into empty can and add 1 tablespoonful household detergent. Rotate can carefully to wet all inner surfaces with the solution. Bury rinse solution at least 18 inches deep in an isolated location away from water supplies. Punch holes in top and bottom of cans, crush can, and bury deeply in an isolated location.

5-GALLON, 30-GALLON and 55-GALLON DRUMS - Pour the following mixture into empty containers.

5-GALLON DRUMS - 2 qts. water, 1/2 cup caustic soda (household lye), 2 tablespoons of detergent.

30-GALLON DRUMS - 3 gallons water, 1 lb. caustic soda (household lye), 1/2 cup detergent.

55-GALLON DRUMS - 5 gallons water, 2 lb. caustic soda (household lye), 1 cup detergent.

Rotate container until all inner surfaces are thoroughly wet. Bury the rinse solution at least 18 inches deep in an isolated area away from water supplies.

CLOVER: Leafhopper, armyworm, aphids (including spotted alfalfa aphid) (apply early in the spring), alfalfa weevil larvae (apply when 75% of terminals show feeding when buds and shoots appear rogged or when the larval count reaches 25 per sweep). Apply 1/4 pint per acre. Lygus bugs, mites. Apply 1/2 - 1 1/2 pints per acre. Clover leaf weevil, webworms. Apply 1 pint per acre. Thrips. Apply 1 - 1 1/2 pints per acre. Egyptian alfalfa weevil. Apply 1 - 2 pints per acre. Do not apply within 15 days of harvest. Clover seed chalcid (for use on seed crops only), climbing cutworm. Apply 1/2 - 2 1/2 pints per acre. Do not apply within 20 days of harvest.

COLLARDS: Aphids, armyworms, flea beetles, leafhopper, mites. Apply 1 - 2 pints per acre. Imported cabbageworm, cabbage looper, stink bugs, thrips. Apply 2 - 3 pints per acre. Plant bugs. Apply 3 pints per acre. Do not apply within 21 days of harvest.

CORN: Aphids (including corn leaf aphid), armyworm, fall armyworm, corn rootworm, (including western corn rootworm) (adults), flea beetles, mites, stink bugs. Apply 1/2 pint per acre. Do not apply within 12 days of harvest.

COTTON: Thrips, (apply before or during the 4-leaf stage and repeat 1 to 3 times at 7 to 10 day intervals), fleahoppers (including cotton fleahopper). Apply 1/4 to 1 pint per acre. Grasshopper. Apply 1/2 pint per acre. Cotton leafworm, garden webworm. Apply 1/2 - 1 pint per acre. Lygus bugs, mites, spider (including desert spider mite and two-spotted spider mites). Apply 1/2 - 2 pints per acre. Southern green stink bug, false chinch bug. Apply 1 pint per acre. Leafroller, cabbage looper, cotton leaf-perforator, cutworms, fall armyworm (to 3rd instar), aphids (including cotton aphid) (apply when aphids appear in buds and on leaves of seedlings or when honeydew appears on older plants). Apply 1 - 2 pints per acre. Saltmarsh caterpillar, stink bugs. Apply 2 pints per acre. Armyworms. Apply 2 - 4 pints per acre. Bollworm. Apply 2 - 6 pints per acre. Do not handpick or harvest within 7 days of application. Boll Weevil. Apply 1 - 6 pints per acre. For early season control of overwintering boll weevils, apply as early as the 2- to 4-leaf stage and repeat 1-3 times at 7- to 10-day intervals. For mid-season control, apply at the start of squaring or after 10-25% of the first squares are punctured and repeat at 3- to 8-day intervals as needed or until the top bolls are full grown. Repeat at 3-day intervals during the major fruiting season, in periods of heavy weevil migration.

CUCUMBERS: Aphids, mite, two-spotted spider. Apply 1/4 pint per acre. Do not apply before vining. Do not apply within 15 days of harvest.

GOOSEBERRIES: Aphids. Apply 1/2 - 1/4 pint per acre. Do not apply within 15 days of harvest.

GRAPES: Mites, thrips. Apply 1 1/2 pints per acre. Aphids, grape leafroller, grape leafhoppers. Apply 1/2 - 2 pints per acre (per 100 gal. water). Do not apply within 14 days of harvest.

GRASS (HAY, PASTURE): Armyworm (to 3rd instar), black grass bugs (including tribisia), false chinch bug, grasshopper, leafhopper. Apply 1/4 pints per acre. Do not apply within 15 days of harvest.

HOPS: Aphids, armyworms, leafhoppers, mites. Apply 1 - 2 pints per acre. Do not apply within 15 days of harvest.

KALE: Aphids, armyworms. Apply 1/2 - 2 pints per acre. Flea beetles, leafhoppers, mites. Apply 1 - 2 pints per acre. Imported cabbageworm, cabbage looper, stink bugs. Apply 2 - 3 pints per acre. Plant bugs. Apply 3 pints per acre. Do not apply within 10 days of harvest through 1 pt. Do not apply within 21 days of harvest from 1 pt. through 3 pts.

KOHLRABI: Aphids, armyworms. Apply 1/2 - 2 pints per acre. Flea beetles, leafhoppers, mites. Apply 1 - 2 pints per acre. Imported cabbageworm, cabbage looper, stink bugs. Apply 2 - 3 pints per acre. Plant bugs. Apply 3 pints per acre. Do not apply within 7 days of harvest through 1 pt. Do not apply within 21 days of harvest from 1 pt. through 3 pts.

LETTUCE: Aphids, armyworms, flea beetles, imported cabbageworm, leafhoppers, mites. Apply 1 - 2 pints per acre. Cabbage looper, plant bugs. Apply 2 pints per acre. Do not apply within 21 days of harvest.

MUSTARD GREENS: Aphids, armyworm. Apply 1/2 - 2 pints per acre. Flea beetles, leafhoppers, mites. Apply 1 - 2 pints per acre. Imported cabbageworm, cabbage looper, stink bugs. Apply 2 - 3 pints per acre. Plant bugs. Apply 3 pints per acre. Do not apply within 10 days of harvest through 1 pint or within 21 days of harvest from above 1 pint through 3 pints.

OATS: Brown wheat mite. Apply 1/4 - 1 pint per acre. Aphids (including greenbug), black grass bugs (including tribisia). 1/2 - 1 1/2 pints per acre. Barley thrips. 1/4 - 1/2 pints per acre. Climbing cutworms. 1/2 - 1 pint per acre. Leafhoppers. 1/2 - 1 pint per acre. Armyworm (to 3rd instar), wintergrain mite, stink bugs. 1/2 - 1 1/2 pints per acre. Soy's stink bugs, chinch bug, false chinch bug. 1/4 - 1 1/2 pints per acre. Do not apply within 15 days of harvest from 1/4 pint through 1 1/2 pints.

ONION: Thrips (including onion thrips). 1/2 - 1 2/3 pints per acre. Do not apply within 15 days of harvest.

PASTURE (Irrigated) (Refer also to grass): Mosquitoes (larvae). Apply 1/8 pint per acre. Do not apply within 7 days of harvest. Broadcast application.

PEACHES: Aphids (including green peach aphid and mealy plum aphid), European red mite. Apply 1/2 - 1 pint per acre (per 100 gals. water). Do not apply within 15 days of harvest. Apply in early cover treatment or apply twice within 5 day intervals as needed. Oriental fruit moth, peachtree borer, plum curculio. Apply 1/2 - 2 pints per acre (per 100 gals. water). For peach tree borer apply 2 to 3 sprays to trunks from ground to scaffold limbs. Apply at petal fall and every 10 to 14 days thereafter until control is achieved. Make applications during appearance of moths in early to late summer. Apply 2 to 3 sprays to trunk from ground to scaffold limbs timed with moth flight. Apply at petal fall and every 10 to 14 days thereafter until control is achieved.

PEANUTS: Aphids, thrips, velvetbean caterpillar. Apply 1/2 pints per acre. Do not apply within 15 days of harvest.

PEAS: Aphids, armyworm (to 3rd instar), flea beetles, leafhoppers, mites, plant bugs (including Lygus bugs). Apply 1 - 2 pints per acre. Stink bugs, cowpea curculio, cutworm (including climbing and surface feeding species), cabbage looper. Apply 2 pints per acre. Do not apply within 10 days of harvest through 1 pint. Do not apply within 15 days of harvest from 1 pint through 2 pints.

PEARS: European red mite. Apply 1/2 pint per acre (per 100 gals. water). Aphids. Apply 1/2 - 1 pint per acre (per 100 gals. water). Apply twice with a 5 day interval. Do not apply within 14 days of harvest. Do not exceed 6 pints per acre.

PEPPERS: Aphids, armyworms, flea beetles, leafhoppers, mites. Apply 1 - 2 pints per acre. Cutworm (including climbing and surface feeding species), cabbage looper, plant bugs. Apply 2 pints per acre. Do not apply within 15 days of harvest.

PLUMS: European red mite. Apply 1/2 - 1 pint per acre (per 100 gals. water). Aphids. Apply 1/2 - 2 pints per acre (per 100 gals. water). Apply in early cover treatments or twice with a 5-day interval. Peachtree borer. Apply 1/2 - 2 pints per acre (per 100 gals. water). Make applications during appearance of the moths in early to late summer. Apply 2 to 3 sprays to trunk from ground to scaffold limbs timed with moth flight. Oriental fruit moth, plum curculio. Apply 1/2 - 2 pints per acre (per 100 gals. water). Apply at petal fall and every 10 to 14 days thereafter until control is achieved. Do not apply within 14 days of harvest.

POTATOES: Aphids, flea beetles. Apply 1/2 - 2 pints per acre. Thrips. Apply 1 1/2 pints per acre. Armyworm, leafhoppers, mites. Apply 1 - 2 pints per acre. False chinch bugs, cabbage looper, plant bugs (including Lygus bugs), stink bugs. Apply 3 pints per acre. Do not apply within 5 days of harvest.

PRUNES: European red mite. Apply 1/2 - 1 pint per acre (per 100 gals. water). Aphids. Apply 1/2 - 2 pints per acre (per 100 gals. water). Apply in early cover treatments or twice with a 5-day interval. Oriental fruit moth, plum curculio. Apply 1/2 - 2 pints per acre (per 100 gals. water). Apply at petal fall and every 10 to 14 days thereafter until control is achieved. Peachtree borer. Apply 1/2 - 2 pints per acre (per 100 gals. water). Make applications during appearance of the moths in early or late summer. Apply 2 to 3 sprays to trunk from ground to scaffold limbs timed with moth flight. Do not apply within 14 days of harvest.

RICE: Rice stink bug. Apply 1/4 - 1 pint per acre. Armyworm. Apply 1 - 1 1/2 pints per acre. Do not apply within 15 days of harvest. Crabs, crayfish and shrimp may be killed. Do not apply where they are important resources. Rice leafminer, tadpole shrimp. Apply 1 1/2 pints per acre. Use restricted to California. Apply at first sign of infestation after planting. Apply by air in 5 - 10 gallons of water. Restrict spill from rice fields for 3 days. Do not use within 14 days of application of 3' 4' dichloro-p-oxonitride as injury may result.

RUTABAGAS: Aphids, armyworms, flea beetles, leafhoppers, mites. Apply 1 - 2 pints per acre. Imported cabbageworm, cabbage looper. Apply 2 - 3 pints per acre. Plant bugs. Apply 3 pints per acre. Do not apply within 7 days of harvest through 1 pint. Do not apply within 21 days of harvest from 1 pint through 3 pints.

EYE: Brown wheat mite. Apply 1/4 - 1 pint per acre. Barley thrips. 1/4 - 1/2 pint per acre. Leafhoppers. Apply 1/2 - 1 pint per acre. Climbing cutworms. 1/2 pint per acre. Aphids (including greenbug), black grass bugs (including tribisia). Apply 1/2 - 1 1/2 pints per acre. Wintergrain mite, stink bugs, armyworm (to 3rd instar). 1/2 - 1 1/2 pints per acre. False chinch bug, Soy's stink bugs, chinch bug. 1/4 - 1 1/2 pints per acre. Do not apply within 15 days of harvest from 1/4 pint through 1 1/2 pints.

SAFFLOWER: Aphids, Lygus bugs. Apply 1 pint per acre. Do not apply after flowering through 1 pint.

SORGHUM: Spider mites, corn leaf aphid. Apply 1 pint per acre. Greenbug aphid. Apply 1 1/2 pints per acre. Sorghum midge. Apply 1 - 2 pints per acre. Apply when approximately 90% of the heads have completely emerged from the boot or not later than the start of blooming. Aphids. Apply 2 pints per acre. Do not apply within 21 days of harvest. Leaf injury may occur on some hybrid varieties. Do not use wetting agents as more severe injury may occur. Spray a few rows a week or so before booting to test effects upon plants.

SOYBEANS: Climbing cutworms. Apply 1/2 pint per acre. Three-cornered alfalfa hopper, webworm (including garden webworm). Apply 1/2 - 1 pint per acre. Thrips, velvetbean caterpillar. Apply 1/2 - 1 pint per acre. Stink bugs. Apply 1/2 - 2 pints per acre. Mexican bean beetle, spider mites, aphids, winter beetle. Apply 1 pint per acre. Green cloverworm, cabbage looper. Apply 1 - 2 pints per acre. Armyworm, fall armyworm (to 3rd instar), bean leaf beetle, corn earworm, grasshoppers. Apply 2 pints per acre. Do not apply within 20 days of harvest. Do not apply more than twice per growing season.

SPINACH: Aphids, armyworms, mites, seedcorn maggot (in crown) - Apply 1 - 2 pints per acre. Cabbage looper, plant bugs - Apply 2 pints per acre. Do not apply within 14 days of harvest through 1 pint. Do not apply within 21 days of harvest from 1 pint through 2 pints.

STRAWBERRIES: Aphids - Apply 1 - 1½ pints per acre. Mites - Apply 1½ pints per acre. Do not apply within 14 days of harvest.

SUGAR BEETS: Armyworm, fall armyworm, cutworms (including climbing cutworms), flea beetles, grasshoppers, leafhoppers, sugar beet webworms, mites - Apply ½ - ¾ pints per acre. Lygus bugs, stink bugs, webworms - ½ pints per acre. Do not apply within 60 days of harvest through ½ pint (if tops are to be fed to livestock). Aphids - Apply ¾ pint per acre. Do not apply within 20 days of harvest through ¾ pint. (Roots).

SUNFLOWERS: Sunflower moth - Apply 2 pints per acre. Do not apply within 30 days of harvest. Do not apply more than 3 times at 5-day intervals per season.

SWEET POTATOES: Aphids, armyworm (to 3rd instar), cutworms (including climbing and surface feeding species), flea beetles, leafhoppers, cabbage looper, spider mites - Apply 1½ pints per acre. Do not apply within 5 days of harvest.

TOBACCO: Green June Beetle - Apply ½ - ¾ pint per acre (per 100 gals. of water). Apply as a drench to plant bed with a sprinkling can. Do not apply within 5 days of transplanting. Aphids (including green peach aphid), cutworms (including climbing and surface feeding species) - Apply ½ - 1 pint per acre. Do not apply within 15 days of harvest. Do not apply within 5 days of priming. Avoid contact with plant juices when priming or cutting tobacco.

TOMATOES: Tomato russet mite - Apply ¼ - 1 pint per acre. Aphids, armyworm - Apply ½ - 2 pints per acre. Leafhoppers, mites - Apply 1 - 2 pints per acre. Potato psylla - Apply 1 - 3 pints per acre. Plant bugs - Apply 2 pints per acre. Cabbage looper - Apply 2 - 3 pints per acre. Do not apply within 15 days of harvest from 1 pint through 3 pints.

TURNIPS: Aphids (including cabbage aphid), armyworms (to 3rd instar) - Apply ½ - 1½ pints per acre. Flea beetles, leafhoppers, leafminer, mites - Apply 1 - 1½ pints per acre. Imported cabbage worm, cabbage looper, plant bugs - Apply 1½ pints per acre. Do not apply within 7 days of harvest through ½ pint. (roots). Do not apply within 15 days of harvest from ½ to 1½ pints (roots). Do not apply within 31 days of harvest if tops are to be used as food or feed.

VETCH: Alfalfa weevil (larvae) - Apply ½ - 1 pint per acre. Apply when 75% of terminals show feeding, when buds and shoots appear ragged, or when the larval count reaches 25 per sweep. Aphids, leafhoppers, mites - ½ - 1 pint per acre. Climbing cutworms, Lygus bugs, Vetch bruchid - 1 pint per acre. Armyworm - ½ - 2½ pints per acre. Do not apply within 15 days of harvest through 2 pints. Do not apply within 20 days of harvest from 2 pints through 2½ pints.

WHEAT: Brown wheat mite - Apply ½ - 1 pint per acre. Barley thiaps - Apply ½ - ¾ pints per acre. Leafhoppers - Apply ½ - 1 pint per acre. Climbing cutworms - Apply ½ - 1 pint per acre. Aphids (including greenbug), black grass bugs (including tribolia) - Apply ½ - 1½ pints per acre. Winter grain mite, stink bugs, armyworm (to 3rd instar) - Apply ½ - 1½ pints per acre. Say's stink bugs, chinch bug, false chinch bug - Apply 1½ pints per acre. Do not apply within 15 days of harvest from ½ pint through 1½ pints.

ORNAMENTALS: (Woody Shrubs, Trees and Vines), Christmas tree plantation (Pines) - Apply 1 pint per acre. European pine shoot moth, Nantucket pine tip moth - Apply 2 pints per acre. Apply in 5 to 50 gallons of water.

FOREST, NONAGRICULTURAL LAND, WASTELANDS: Mosquitoes (larvae) - Apply 1/5 pint per acre. Do not apply within 7 days of harvest through 1/5 pint. For use by mosquito abatement districts and official government agencies only. Repeat as needed. Toxic to fish and wildlife. Do not use where shrimps and crabs are an important resource. Do not use in any estuaries, or coastal or tidal areas along the southeast, Atlantic or Gulf coasts of the United States.

PINE FORESTS: European pine shoot moth, Nantucket pine tip moth - Apply 2 pints per acre. Apply in 5 to 50 gallons of water.

NOTICE OF WARRANTY

Helena Chemical Company warrants that this material conforms to the chemical description on the label and is reasonably fit for the purposes referred to in the Directions for Use and Conditions of Sale, subject to the inherent risks referred to therein. Helena Chemical Company makes no other expressed or implied warranty, including any other expressed or implied warranty of FITNESS or MERCHANTABILITY, and no agent of Helena Chemical Company is authorized to do so except in writing, with a specific reference to this warranty shall be limited to direct damages, and not include consequential commercial damages such as loss of profit or value, etc.


METHYL PARATHION MIXTURE LIQUID

NET CONTENTS


U.S. GALLONS



DO NOT SWALLOW



DO NOT TOUCH



DO NOT BREATHE

even in small amounts; spray mist or dust may be fatal if swallowed

POISONOUS BY SKIN CONTACT

Poisonous if touched by hands or spilled or splashed on skin, in eyes or on clothing (liquid goes through clothes.)

POISONOUS IF BREATHED

Breathing vapors, spray mist or dust may be fatal.

POISONOUS TO FISH AND WILDLIFE

This product is toxic to fish and wildlife. Birds and other wildlife in treated areas may be killed. Keep out of lakes, streams, or ponds. Shrimp and crab may be killed at application rates recommended on this label. Do not apply where these are important resources. Do not apply where runoff is likely to occur. Do not apply when weather conditions favor drift from areas treated. Do not contaminate water by cleaning of equipment, or disposal of wastes. Apply this product only as specified on this label.

This product is highly toxic to bees exposed to direct treatment or residues on crops. Protective information may be obtained from your Cooperative Agricultural Extension Service.

DANGER

DANGER: Poisonous if swallowed, inhaled, or absorbed through skin. Rapidly absorbed through skin.

POISONING SYMPTOMS: Headache, blurred vision, weakness, nausea, cramps, diarrhea, discomfort in chest.

ANTIDOTE: Atropine is the specific antidote. Obtain emergency supply of Atropine 1/100 grain tablets from your physician. Keep on hand.

CALL A PHYSICIAN IMMEDIATELY if persons handling or working with Parathion develop poisoning symptoms.

DO NOT USE, POUR, SPILL, OR STORE NEAR HEAT OR OPEN FLAME.

◆ FIRST AID TREATMENT ◆

Call a doctor (physician), clinic or hospital immediately. Explain that the victim has been exposed to parathion and describe his condition.

If breathing has stopped, start artificial respiration immediately and maintain until doctor sees victim.

If swallowed and victim is awake (conscious) make him vomit quickly. Induce vomiting by sticking finger down throat or by giving soapy or strong salt water to drink. Repeat until vomit is clear. Never give anything by mouth to an unconscious person. Have victim lie down and keep quiet. See doctor immediately.

In case of contact, immediately flush eyes or skin with plenty of water for at least 15 minutes while removing contaminated clothing and shoes. See doctor immediately.

POST TREATED AREA

Consult your State Agricultural Extension Service or Experiment Station regarding posting treated areas.

USE ONLY WHEN WEARING THE FOLLOWING PROTECTIVE EQUIPMENT AND CLOTHING

(1) Wear waterproof pants, cool hat, rubber boots or rubber overshoes. (2) Wear safety goggles. (3) Wear Mask or respirator approved by the U.S. Bureau of Mines for parathion protection. (4) Wear heavy duty natural rubber gloves.

WORK SAFETY RULES

Keep all unprotected persons and children away from treated area or where there is danger of drift.

Do not rub eyes or mouth with hands. If you feel sick in any way STOP work and get help right away. Call a doctor (physician), clinic or hospital immediately. Explain that the victim has been exposed to parathion and describe his condition. After first aid is given (see First Aid Treatment Section) and if a doctor cannot come, take victim to clinic or hospital.

instructions included with respirator.

☠ POISON SIGNS (Symptoms)

Parathion is a very dangerous poison. It rapidly enters the body by contact with all skin surfaces and eyes. Clothing wet with this material must be removed immediately. Exposed persons must receive prompt medical treatment or they may die.

Some of the signs and symptoms of poisoning are: Headache, nausea, vomiting, cramps, weakness, blurred vision, pinpoint pupils, tightness in chest, labored breathing, nervousness, sweating, watering of eyes, drooling or frothing of mouth and nose, muscle spasms and coma.

NOTE TO PHYSICIAN

ANTIDOTE - Administer atropine sulfate in large doses. TWO to FOUR mg. Intravenously or intramuscularly as soon as cyanosis is overcome. Repeat at 5 to 10 minute intervals until signs of atropinization appear. 2 PAM chloride is also antidotal and may be administered in conjunction with atropine. **DO NOT GIVE MORPHINE OR TRANQUILIZERS.** Parathion is a strong cholinesterase inhibitor affecting the central and peripheral nervous systems and producing cardiac and respiratory depression. At first sign of pulmonary edema, the patient should be given supplemental oxygen and treated symptomatically. Continued absorption of the poison may occur and fatal relapses have been reported after initial improvement. **VERY CLOSE SUPERVISION OF THE PATIENT IS INDICATED FOR AT LEAST 48 HOURS.**

POST TREATED AREA

Consult your State Agricultural Extension Service or Experiment Station regarding posting treated areas.

READ ENTIRE LABEL.....USE STRICTLY IN ACCORDANCE WITH DANGER STATEMENTS AND DIRECTIONS, AND WITH APPLICABLE STATE AND FEDERAL REGULATIONS.

KEEP PESTICIDE IN ORIGINAL CONTAINER.

Do not reuse empty container. Destroy it by perforating or crushing. Bury or discard in a safe place away from water supplies.

DIRECTIONS FOR USE

DIRECTIONS FOR MIXING AND SPRAYING

Mix in water with agitation, agitate while spraying. Apply to row and field crops in 3 to 10 gals. (California only, use 20 to 100 gals.) of water per acre by ground spray rig or 1 to 3 gals. (California only, use 5 to 15 gals.) of water by airplane.

COMPATIBILITY - Avoid combinations containing highly alkaline materials such as lime-sulfur solutions or lime. Alkaline compounds will reduce the effectiveness of Parathion.

FOR ALL EMPTY CONTAINERS

DO NOT re-use the container. Completely empty the contents and bury unused chemical at least 18 inches deep in an isolated location away from water supplies.

GLASS CONTAINERS-Break the container and bury the pieces at least 18 inches deep in an isolated location away from water supplies.

METAL CONTAINERS-

1-GALLON CANS-Pour 1 pt. of water into empty can and add 1 tablespoonful household detergent. Rotate can carefully to wet all inner surfaces with the solution. Bury rinse solution at least 18 inches deep in an isolated location away from water supplies. Punch holes in top and bottom of cans, crush can, and bury deeply in an isolated location.

5-GALLON, 30-GALLON and 55-GALLON DRUMS-Pour the following mixture into empty containers:

5-GALLON DRUMS-2 qts water, 1/2 cup caustic soda (household lye), 2 tablespoons of detergent.

30-GALLON DRUMS-3 gallons water, 1 lb caustic soda (household lye), 1/2 cup detergent.

55-GALLON DRUMS-5 gallons water, 2 lb caustic soda (household lye), 1 cup detergent.

Rotate container until all inner surfaces are thoroughly wet. Bury the rinse solution at least 18 inches deep in an isolated area away from water supplies.

DO NOT SWALLOW

CELERY: Aphids, armyworms, flea beetles, leafhoppers, mites. Apply 1-2 pints per acre. Cabbage looper, plant bugs, stink bugs. Apply 2 pints per acre. Do not apply within 14 days of harvest.

CHERRIES: Aphid, black cherry mite, European red mite. Apply 1/2 pint per acre. Do not apply within 14 days of harvest.

CELERY

CLOVER: Leafhopper, armyworm, aphids (including spotted alfalfa aphid) (apply early in the spring), alfalfa weevil (larvae) (apply when 75% of terminals show feeding, when buds and shoots appear ragged, or when the larval count reaches 25 per sweep). Apply 1/2 - 1 pint per acre. Lygus bugs, mites. Apply 1/2 - 1 1/2 pints per acre. Clover leaf weevil, webworms. Apply 1 pint per acre. Thrips. Apply 1 - 1 1/2 pints per acre. Egyptian alfalfa weevil. Apply 1 - 2 pints per acre. Do not apply within 15 days of harvest. Clover seed chalcid (for use on seed crops only), climbing cutworm. Apply 1/2 - 2 1/2 pints per acre. Do not apply within 20 days of harvest.

COLLARDS: Aphids, armyworms, flea beetles, leafhopper, mites. Apply 1-2 pints per acre. Imported cabbageworm, cabbage looper, stink bugs, thrips. Apply 2-3 pints per acre. Plant bugs. Apply 3 pints per acre. Do not apply within 21 days of harvest.

CORN: Aphids (including corn leaf aphid), armyworm, fall armyworm, corn rootworm, (including western corn rootworm) (adults), flea beetles, mites, stink bugs. Apply 1/2 pint per acre. Do not apply within 12 days of harvest. Workers entering treated fields within 24 hours after application should wear protective clothing.

COTTON: Thrips, (apply before or during the 4 leaf stage and repeat 1 to 3 times at 7 to 10 day intervals), fleahoppers (including cotton fleahopper). Apply 1/2 to 1 pint per acre. Grasshopper. Apply 1/2 pint per acre. Cotton leafworm, garden webworm. Apply 1/2 - 1 pint per acre. Lygus bugs, mites, spider (including desert spider mite and two-spotted spider mites). Apply 1/2 - 2 pints per acre. Southern green stink bug, false chinch bug. Apply 1 pint per acre. Leafroller, cabbage looper, cotton leaf-perforator, cutworms, fall armyworm (to 3rd instar), aphids (including cotton aphid) (apply when aphids appear in buds and on leaves of seedlings or when honeydew appears on older plants). Apply 1-2 pints per acre. Saltmarsh caterpillar, stink bugs. Apply 2 pints per acre. Armyworms. Apply 2-4 pints per acre. Bollworm. Apply 2-6 pints per acre. Do not handpick or harvest within 7 days of application. Workers entering fields within 24 hours after application should wear protective clothing. Boll Weevil. Apply 1-6 pints per acre. For early season control of overwintering boll weevils apply as early as the 2- to 4-leaf stage and repeat 1-3 times at 7- to 10-day intervals. For mid-season control, apply at the start of squaring or after 10-25% of the first squares are punctured and repeat at 3- to 8-day intervals as needed or until the top bolls are full grown. Repeat at 3-day intervals during the major fruiting season and periods of heavy weevil migration.

CUCUMBERS: Aphids, mite, two-spotted spider. Apply 1/2 pint per acre. Do not apply before vining. Do not apply within 15 days of harvest.

GOOSEBERRIES: Aphids. Apply 1/2 - 1/2 pint per acre. Do not apply within 15 days of harvest.

GRAPES: Mites, thrips. Apply 1 1/2 pints per acre. Aphids, grape leafroller, grape leafhoppers. Apply 1 - 2 pints per acre (per 100 gal. water). Do not apply within 14 days of harvest.

GRASS (HAY, PASTURE): Armyworm (to 3rd instar), black grass bugs (including tribisia), false chinch bug, grasshopper, leafhopper. Apply 1 1/2 pints per acre. Do not apply within 15 days of harvest.

HOPS: Aphids, armyworms, leafhoppers, mites. Apply 1-2 pints per acre. Do not apply within 15 days of harvest.

KALE: Aphids, armyworms. Apply 1/2 - 2 pints per acre. Flea beetles, leafhoppers, mites. Apply 1 - 2 pints per acre. Imported cabbageworm, cabbage looper, stink bugs. Apply 2 - 3 pints per acre. Plant bugs. Apply 3 pints per acre. Do not apply within 10 days of harvest through 1 pt. Do not apply within 21 days of harvest from 1 pt. through 3 pts.

KOHLRAB: Aphids, armyworm. Apply 1/2 - 2 pints per acre. Flea beetles, leafhoppers, mites. Apply 1 - 2 pints per acre. Imported cabbageworm, cabbage looper, stink bugs. Apply 2 - 3 pints per acre. Plant bugs. Apply 3 pints per acre. Do not apply within 7 days of harvest through 1 pt. Do not apply within 21 days of harvest from 1 pt. through 3 pts.

LETTUCE: Aphids, armyworms, flea beetles, imported cabbageworm, leafhoppers, mites. Apply 1 - 2 pints per acre. Cabbage looper, plant bugs. Apply 2 pints per acre. Do not apply within 21 days of harvest.

MUSTARD GREENS: Aphids, armyworm. Apply 1/2 - 2 pints per acre. Flea beetles, leafhoppers, mites. Apply 1 - 2 pints per acre. Imported cabbageworm, cabbage looper, stink bugs. Apply 2 - 3 pints per acre. Plant bugs. Apply 3 pints per acre. Do not apply within 10 days of harvest through 1 pint, or within 21 days of harvest from above 1 pint through 3 pints.

OATS: Brown wheat mite. Apply 1/2 - 1 pint per acre. Aphids (including greenbug), black grass bugs (including tribisia). 1/2 - 1 1/2 pints per acre. Barley thrips. 1/2 - 1/2 pints per acre. Climbing cutworms. 1/2 - 1 pint per acre. Leafhoppers. 1/2 - 1 pint per acre. Armyworm (to 3rd instar), wintergrain mite, stink bugs. 1/2 - 1 1/2 pints per acre. Soy stink bugs, chinch bug, false chinch bug. 1 1/2 pints per acre. Do not apply within 15 days of harvest from 1/2 pint through 1 1/2 pints.

ONION: Thrips (including onion thrips). 1/2 - 1 1/8 pints per acre. Do not apply within 15 days of harvest.

PASTURE (Irrigated): (Refer also to grass): Mosquitoes (larvae). Apply 1/8 pint per acre. Do not apply within 7 days of harvest. Broadcast application.

PEACHES: Aphids (including green peach aphid and mealybug), European red mite. Apply 1/2 - 1 pint per acre (per 100 gals. water). Do not apply within 14 days of harvest. Apply in early cover treatment or apply twice within 5 day intervals as needed. Oriental fruit moth, peachtree borer, plum curculio. Apply 1/2 - 2 pints per acre (per 100 gals. water). For peach tree borer apply 2 to 3 sprays to trunks from ground to scaffold limbs. Apply at petal fall and every 10 to 14 days thereafter until control is achieved. Make applications during appearance of moths in early to late summer. Apply 2 to 3 sprays to trunk from ground to scaffold limbs timed with moth flight. Apply at petal fall and every 10 to 14 days thereafter until control is achieved.

PEANUTS: Aphids, thrips, velvetbean caterpillar. Apply 1/2 pints per acre. Formulated with copper oxide and sulfur.

PEAS: Aphids, armyworm (to 3rd instar), flea beetles, leafhoppers, mites, plant bugs (including Lygus bugs). Apply 1 - 2 pints per acre. Stink bugs, cowpea curculio, cutworm (including climbing and surface feeding species), cabbage looper. Apply 2 pints per acre. Do not apply within 10 days of harvest through 1 pint. Do not apply within 15 days of harvest from 1 pint through 2 pints.

PEARS: European red mite. Apply 1/2 pint per acre (per 100 gals. water). Aphids. Apply 1/2 - 1 pint per acre (per 100 gals. water). Apply twice with a 5 day interval. Do not apply within 14 days of harvest. Do not exceed 6 pints per acre.

PEPPERS: Aphids, armyworms, flea beetles, leafhoppers, mites. Apply 1-2 pints per acre. Cutworm (including climbing and surface feeding species), cabbage looper, plant bugs. Apply 2 pints per acre. Do not apply within 15 days of harvest.

PLUMS: European red mite. Apply 1/2 - 1 pint per acre (per 100 gals. water). Aphids. Apply 1/2 - 2 pints per acre (per 100 gals. water). Apply in early cover treatments or twice with a 5-day interval. Peachtree borer. Apply 1/2 - 2 pints per acre (per 100 gals. water). Make applications during appearance of the moths in early to late summer. Apply 2 to 3 sprays to trunk from ground to scaffold limbs timed with moth flight. Oriental fruit moth, plum curculio. Apply 1/2 - 2 pints per acre (per 100 gals. water). Apply at petal fall and every 10 to 14 days thereafter until control is achieved. Do not apply within 14 days of harvest.

POTATOES: Aphids, flea beetles. Apply 1/2 - 2 pints per acre. Thrips. Apply 1 1/2 pints per acre. Armyworm, leafhoppers, mites. Apply 1 - 2 pints per acre. False chinch bug, cabbage looper, plant bugs (including Lygus bugs), stink bugs. Apply 3 pints per acre. Do not apply within 5 days of harvest.

PRUNES: European red mite. Apply 1/2 - 1 pint per acre (per 100 gals. water). Aphids. Apply 1/2 - 2 pints per acre (per 100 gals. water). Apply in early cover treatments or twice with a 5-day interval. Oriental fruit moth, plum curculio. Apply 1/2 - 2 pints per acre (per 100 gals. water). Apply at petal fall and every 10 to 14 days thereafter until control is achieved. Peachtree borer. Apply 1/2 - 2 pints per acre (per 100 gals. water). Make applications during appearance of the moths in early or late summer. Apply 2 to 3 sprays to trunk from ground to scaffold limbs timed with moth flight. Do not apply within 14 days of harvest.

RICE: Rice stink bug. Apply 1/2 - 1 pint per acre. Armyworm. Apply 1 - 1 1/2 pints per acre. Do not apply within 15 days of harvest. Crabs, crayfish and shrimp may be killed. Do not apply where they are important resources. Rice leafminer, tadpole shrimp. Apply 1 1/2 pints per acre. Use restricted to California. Apply at first sign of infestation after planting. Apply by air in 5 - 10 gallons of water. Restrict spill from rice fields for 3 days. Do not use within 14 days of application of 3,4-dichloropropionanilide as injury may result.

KUTABAGAS: Aphids, armyworms, flea beetles, leafhoppers, mites. Apply 1 - 2 pints per acre. Imported cabbage worm, cabbage looper. Apply 2 - 3 pints per acre. Plant bugs. Apply 3 pints per acre. Do not apply within 7 days of harvest through 1 pint. Do not apply within 21 days of harvest from 1 pint through 3 pints.

RYE: Brown wheat mite. Apply 1/2 - 1 pint per acre. Barley thrips. 1/2 - 1/2 pint per acre. Leafhoppers. Apply 1/2 - 1 pint per acre. Climbing cutworms. 1/2 pint per acre. Aphids (including greenbug), black grass bugs (including tribisia). Apply 1/2 - 1 1/2 pints per acre. Wintergrain mite, stink bugs, armyworm (to 3rd instar). 1/2 - 1 1/2 pints per acre. False chinch bug, Soy's stink bugs, chinch bug. 1 1/2 pints per acre. Do not apply within 15 days of harvest from 1/2 pint through 1 1/2 pints.

SAFFLOWER: Aphids, Lygus bugs. Apply 1 pint per acre. Do not apply after flowering through 1 pint.

SORGHUM: Spider mites, corn leaf aphid. Apply 1 pint per acre. Greenbug aphid. Apply 1 1/2 pints per acre. Sorghum midge. Apply 1 - 2 pints per acre. Apply when approximately 90% of the heads have completely emerged from the boot or not later than the start of blooming. Aphids. Apply 2 pints per acre. Do not apply within 21 days of harvest. Leaf injury may occur on some hybrid varieties. Do not use wetting agents as more severe injury may occur. Spray a few rows a week or so before booting to test effects upon plants.

SOYBEANS: Climbing cutworms. Apply 1/2 pint per acre. Three cornered alfalfa hopper, webworm (including garden webworm). Apply 1/2 - 1 pint per acre. Thrips, velvetbean caterpillar. Apply 1/2 - 1 pint per acre. Stink bugs. Apply 1/2 - 2 pints per acre. Mexican bean beetle, spider mites, aphids, blister beetle. Apply 1 pint per acre. Green cloverworm, cabbage looper. Apply 1 - 2 pints per acre. Armyworm, fall armyworm (to 3rd instar), bean leaf beetle, corn earworm, grasshoppers. Apply 2 pints per acre. Do not apply within 20 days of harvest. Do not apply more than twice per growing season.

SPINACH: Aphids, armyworms, mites, seed-corn maggot (in crown). Apply 1 - 2 pints per acre. Cabbage looper, plant bugs. Apply 2 pints per acre. Do not apply within 14 days of harvest through 1 pint. Do not apply within 21 days of harvest from 1 pint through 2 pints.

STRAWBERRIES: Aphids. Apply 1 - 1 1/2 pints per acre. Mites. Apply 1 1/2 pints per acre. Do not apply within 14 days of harvest.

12062

SUGAR BEETS: Armyworm - all armyworm cutworms (including climbing cutworms) flea beetle grasshoppers leafhoppers (gar beetle webworms, mites - Apply 1/2 - 1 pint per acre Lygus bugs stink bugs webworms - 1/2 pints per acre Do not apply within 60 days of harvest through 1/2 pint (if tops are to be fed to livestock) Aphids - Apply 1/2 pint per acre Do not apply within 20 days of harvest through 1/2 pint (Roots)

SUNFLOWERS: Sunflower moth - Apply 2 pints per acre Do not apply within 30 days of harvest Do not apply more than 3 times at 5 day intervals per season

SWEET POTATOES: Aphids armyworm (to 3rd instar), cutworms (including climbing and surface feeding species) flea beetles, leafhoppers, cabbage looper, spider mites - Apply 1/2 pints per acre Do not apply within 5 days of harvest

TOBACCO: Green June Beetle - Apply 1/2 - 1 pint per acre (per 100 gals of water). Apply as a drench to plant bed with a sprinkling can Do not apply within 5 days of transplanting. Aphids (including green peach aphid), cutworms (including climbing and surface feeding species) - Apply 1/2 - 1 pint per acre. Do not apply within 15 days of harvest. Do not apply within 5 days of priming. Avoid contact with plant juices when priming or cutting tobacco. When necessary to enter treated fields within 24 hours after application, protective clothing should be worn.

TOMATOES: Tomato russet mite - Apply 1/2 - 1 pint per acre. Aphids, armyworm - Apply 1/2 - 2 pints per acre. Leafhoppers, mites - Apply 1 - 2 pints per acre. Potato psylla - Apply 1 - 3 pints per acre. Plant bugs - Apply 2 pints per acre. Cabbage looper - Apply 2 - 3 pints per acre. Do not apply within 15 days of harvest from 1 pint through 3 pints.

TURNIPS: Aphids (including cabbage aphid), armyworms (to 3rd instar) - Apply 1/2 - 1 1/2 pints per acre. Flea beetles, leafhoppers, leafminer, mites - Apply 1 - 1 1/2 pints per acre. Imported cabbage worm, cabbage looper, plant bugs - Apply 1 1/2 pints per acre. Do not apply within 7 days of harvest through 1/2 pint. (roots). Do not apply within 15 days of harvest from 1/2 to 1 1/2 pints (roots). Do not apply within 21 days of harvest if tops are to be used as food or feed

VETCH: Alfalfa weevil (larvae) - Apply 1/2 - 1 pint per acre. Apply when 75% of terminals show feeding, when buds and shoots appear ragged, or when the larval count reaches 25 per sweep. Aphids, leafhoppers, mites - 1/2 - 1 pint per acre. Climbing cutworms, Lygus bugs, Vetch bruchid - 1 pint per acre. Armyworm - 1/2 - 2 1/2 pints per acre. Do not apply within 15 days of harvest through 2 pints. Do not apply within 20 days of harvest from 2 pints through 2 1/2 pints

WHEAT: Brown wheat mite - Apply 1/2 - 1 pint per acre. Barley thrips - Apply 1/2 - 1/2 pints per acre. Leafhoppers - Apply 1/2 - 1 pint per acre. Climbing cutworms - Apply 1/2 - 1 pint per acre. Aphids (including greenbug), black grass bugs (including tribisia) - Apply 1/2 - 1 1/2 pints per acre. Winter grain mite, stink bugs, armyworm (to 3rd instar) - Apply 1/2 - 1 1/2 pints per acre. Say's stink bugs, chinch bug, false chinch bug - Apply 1 1/2 pints per acre. Do not apply within 15 days of harvest from 1/2 pint through 1 1/2 pints

ORNAMENTALS: (Woody Shrubs, Trees and Vines), Christmas tree plantation (Pines) - Apply 1 pint per acre. European pine shoot moth, Nantucket pine tip moth - Apply 2 pints per acre. Apply in 5 to 50 gallons of water.

FOREST, NONAGRICULTURAL LAND, WASTELANDS: Mosquitoes (larvae) - Apply 1/5 pint per acre. Do not apply within 7 days of harvest through 1/5 pint. For use by mosquito abatement districts and official government agencies only. Repeat as needed. Toxic to fish and wildlife. Do not use where shrimp and crabs are an important resource. Do not use in any estuaries, or coastal or tidal areas along the southeast, Atlantic or Gulf coasts of the United States

PINE FORESTS: European pine shoot moth, Nantucket pine tip moth - Apply 2 pints per acre. Apply in 5 to 50 gallons of water

CLONED FROM ORIGINAL COPY

NOTICE OF WARRANTY

Helena Chemical Company warrants that this material conforms to the chemical description on the label and is reasonably fit for the purposes referred to in the Directions for Use and Conditions of Sale subject to the inherent risks referred to therein. Helena Chemical Company makes no other expressed or implied warranty, including any other expressed or implied warranty of FITNESS or of MERCHANTABILITY, and no agent of Helena Chemical Company is authorized to do so except in writing with a specific reference to this warranty shall be limited to direct damages and not include consequential commercial damages such as loss of profit or value, etc.

METHYL PARATHION MIXTURE LIQUID