

NET CONTENTS ONE QUART



To Kill All Vegetation Make Soil Barren		To Kill Weeds and All Top Growth	
Amount of Grass Weed & Vegetation Killer	Area to Control	Amount of Grass Weed & Vegetation Killer	Area to Control
1 pint	50 sq. ft.	1 pint	100 sq. ft.
1 quart	100 sq. ft.	1 quart	200 sq. ft.
2 quarts	200 sq. ft.	2 quarts	400 sq. ft.
1 gallon	400 sq. ft.	1 gallon	800 sq. ft.
10 gallons	4000 sq. ft.	10 gallons	8000 sq. ft.

After determining size of area to be treated, make sure that the correct amount of this product is applied to area to be treated as recommended in above chart.


Sufficient water may be added to facilitate distribution of this material but make sure that material is applied at recommended rate.

We make no warranty of any kind, express or implied, concerning the results of use of this product. Buyer assumes all risk of safe handling, whether in accordance with directions or not.

**CAUTION:**  
KEEP OUT OF THE  
REACH OF CHILDREN  
See inside for other cautions

**makes soil barren**

**BLACK LEAF PRODUCTS COMPANY**  
Chicago, Illinois 60626



<b>ACTIVE INGREDIENTS:</b>	
Sodium Chlorate (NaClO <sub>3</sub> ) .....	18.3%
Sodium Boroborate (Na <sub>2</sub> B <sub>4</sub> O <sub>7</sub> ) .....	10.1%
<b>INERT INGREDIENTS</b> .....	<b>71.6%</b>
<b>TOTAL 100.0%</b>	

\*Equivalent to 1.67% boron expressed as elemental boron  
USDA Reg. No. 5887-46

A fast-acting, low-wind, fast-acting herbicide that kills all vegetation and makes soil barren. It is used to control weeds and other unwanted plants in lawns, parks, and other areas where a smooth, weed-free surface is desired. It is also used to control weeds in agricultural areas and to make soil barren in preparation for planting new crops. It is available in liquid and granular forms. It is easy to apply and does not require special equipment. It is safe for use on lawns and other areas where children and pets play. It is also safe for use on crops and other plants that are not susceptible to its action. It is a fast-acting herbicide that kills all vegetation and makes soil barren. It is used to control weeds and other unwanted plants in lawns, parks, and other areas where a smooth, weed-free surface is desired. It is also used to control weeds in agricultural areas and to make soil barren in preparation for planting new crops. It is available in liquid and granular forms. It is easy to apply and does not require special equipment. It is safe for use on lawns and other areas where children and pets play. It is also safe for use on crops and other plants that are not susceptible to its action.

**GENERAL DRAINING:** Spray this product on wet ground in areas where water stands. It will kill all vegetation and make soil barren. It is used to control weeds and other unwanted plants in lawns, parks, and other areas where a smooth, weed-free surface is desired. It is also used to control weeds in agricultural areas and to make soil barren in preparation for planting new crops. It is available in liquid and granular forms. It is easy to apply and does not require special equipment. It is safe for use on lawns and other areas where children and pets play. It is also safe for use on crops and other plants that are not susceptible to its action.

**USE ON LAWN:** Spray this product on lawns to control weeds and other unwanted plants. It is used to control weeds and other unwanted plants in lawns, parks, and other areas where a smooth, weed-free surface is desired. It is also used to control weeds in agricultural areas and to make soil barren in preparation for planting new crops. It is available in liquid and granular forms. It is easy to apply and does not require special equipment. It is safe for use on lawns and other areas where children and pets play. It is also safe for use on crops and other plants that are not susceptible to its action.

**USE ON AGRICULTURE:** Spray this product on agricultural areas to control weeds and other unwanted plants. It is used to control weeds and other unwanted plants in lawns, parks, and other areas where a smooth, weed-free surface is desired. It is also used to control weeds in agricultural areas and to make soil barren in preparation for planting new crops. It is available in liquid and granular forms. It is easy to apply and does not require special equipment. It is safe for use on lawns and other areas where children and pets play. It is also safe for use on crops and other plants that are not susceptible to its action.


# Black Leaf Grass, Weed and Vegetation Killer

Sufficient water may be necessary for absorption of this material but make sure that material is applied at recommended rate.

Seller makes no warranty of any kind, express or implied, concerning the results of use of this product. Buyer assumes all risk of use or handling whether in accordance with directions or not.

KEEP LID TIGHTLY CLOSED  
DO NOT STORE WITH FOODSTUFFS

DISTRIBUTED BY  
**BLACK LEAF PRODUCTS COMPANY**  
Chicago, Illinois 60626



**CAUTION:**  
**KEEP OUT OF THE REACH OF CHILDREN**  
See side panel for other cautions

**makes soil barren**

**PREVENTS** complete vegetation growth on driveways, walks, patios, tennis courts, in and around curbs, garages and similar areas where plant growth is undesirable.

## DO NOT USE ON LAWNS


**CAUTION:** Harmful if Swallowed! Avoid getting in eyes; avoid breathing spray mist. Wash clothing and equipment after application. Do not leave containers where children and animals may take the chemical internally. Avoid contamination of, and storage near feed and food products. Do not apply on or near turf, valuable trees or other plants, or in areas into which their roots may extend, or on slopes where "run-off" will move the chemicals into the root areas of useful plants. Do not contaminate irrigation or domestic waters. The chemical should be used only where unproductive soil is not objectionable.

## DIRECTIONS FOR USE

**GENERAL SPRAYING:** Spray thoroughly to wet plants using a spray can or power sprayer. GRASS WEED & VEGETATION KILLER should be sprayed thoroughly over the infested area while weeds are small. Avoid application in hot, dry weather, since the killing action of GRASS WEED & VEGETATION KILLER is through both the roots and the tops of plants, and therefore moisture is necessary after application to take the chemical into the soil to kill deep-rooted perennials. Fall applications should be made in areas of 20 inches or less rainfall. Since some of the chemical is apt to be lost by leaching, re-treatment may be necessary to keep areas free of undesirable plant growth. By preventing weed growth early you are decreasing the ever present fire hazard that can become dangerous due to dead and dry vegetation.

**ANNUAL AND PERENNIAL WEEDS:** To control annuals and knock down top growth of perennials, use 1 quart of GRASS WEED & VEGETATION KILLER in 2 gallons of water and spray unwanted plants thoroughly.

**PERENNIAL WEEDS AND GRASSES:** Use 1 quart per 100 sq. ft. and apply in a sufficient amount of water in order to facilitate uniform coverage. For control of weeds with creeping root stalks treat all soil to within 6 ft. of visible vegetation in order to destroy the spreading roots.



To Kill All Vegetation Make Soil Barren		To Kill Weeds and All Top Growth	
Amount of Grass Weed & Vegetation Killer	Area to Control	Amount of Grass Weed & Vegetation Killer	Area to Control
1 pint	50 sq. ft.	1 pint	100 sq. ft.
1 quart	100 sq. ft.	1 quart	200 sq. ft.
2 quarts	200 sq. ft.	2 quarts	400 sq. ft.
1 gallon	400 sq. ft.	1 gallon	800 sq. ft.
10 gallons	4000 sq. ft.	10 gallons	8000 sq. ft.

After determining size of area to be treated, make sure that the correct amount of this product is applied to area to be treated as recommended in above chart.

Sufficient water may be added to facilitate distribution of this material but make sure that material is applied at recommended rate.

Buyer assumes all risks of use, storage or handling of this material not in strict accordance with directions given herewith.

KEEP LID TIGHTLY CLOSED

DO NOT TOP DRESS LAWN

Manufactured in U.S.A. for **EK** S. S. KRESGE COMPANY, Detroit, Michigan 48232

By BLACK LEAF PRODUCTS, 8147 N. Broadway, Chicago, Illinois 60626

#### DO NOT USE IN LAWNS

**CAUTION:** Harmful if Swallowed! Avoid getting in eyes; avoid breathing spray mist. Wash clothing and equipment after application. Do not leave containers where children and animals may take the chemical internally. Avoid contamination of, and storage near feed and food products. Do not apply on or near turf, valuable trees or other plants, or in areas into which their roots may extend, or on slopes where "run-off" will move the chemicals into the root areas of useful plants. Do not contaminate irrigation or domestic waters. The chemical should be used only where unproductive soil is not objectionable.

#### DIRECTIONS FOR USE

**GENERAL SPRAYING:** Spray thoroughly to wet plants using a spray can or power sprayer. GRASS WEED & VEGETATION KILLER should be sprayed thoroughly over the intended area while weeds are small. Avoid application in hot, dry weather, since the killing action of GRASS WEED & VEGETATION KILLER is through both the roots and the tops of plants, and therefore moisture is necessary after application to take the chemical into the soil to kill deep-rooted perennials. Fall applications should be made in areas of 20 inches or less rainfall. Since some of the chemical is apt to be lost by leaching, re-treatment may be necessary to keep areas free of undesirable plant growth. By preventing weed growth early you are decreasing the ever present fire hazard that can become dangerous due to dead and dry vegetation.

**ANNUAL AND PERENNIAL WEEDS:** To control annuals and knock down top growth of perennials, use 1 quart of GRASS WEED & VEGETATION KILLER in 2 gallons of water and spray unwanted plants thoroughly.

**PERENNIAL WEEDS AND GRASSES:** Use 1 quart per 100 sq. ft. and apply in a sufficient amount of water in order to facilitate uniform coverage. For control of weeds with creeping root stalks treat all soil to within 6 ft. of visible vegetation in order to destroy the spreading roots.

KEY 1


# GRASS, WEED and VEGETATION KILLER

To Kill All Vegetation Make Soil Barren		To Kill Weeds and All Top Growth	
Amount of Grass Weed & Vegetation Killer	Area to Control	Amount of Grass Weed & Vegetation Killer	Area to Control
1 pint	50 sq. ft.	1 pint	100 sq. ft.
1 quart	100 sq. ft.	1 quart	200 sq. ft.
2 quarts	200 sq. ft.	2 quarts	400 sq. ft.
1 gallon	400 sq. ft.	1 gallon	800 sq. ft.
10 gallons	4000 sq. ft.	10 gallons	8000 sq. ft.

After determining size of area to be treated, make sure that the correct amount of this product is applied to area to be treated as recommended in above chart.

Sufficient water may be added to facilitate distribution of this material but make sure that material is applied at recommended rate.

Buyer assumes all risks of use, storage or handling of this material not in strict accordance with directions given herewith.

Manufactured in U.S.A. for  S. S. KRESGE COMPANY, Detroit, Michigan 48232  
By BLACK LEAF PRODUCTS, 6147 N. Broadway, Chicago, Illinois 60640

1 QUART (32 FL. OZ.)

**CAUTION:** Harmful if Swallowed! Avoid getting in eyes; avoid breathing spray mist. Wash clothing and equipment after application. Do not leave containers where children and animals may take the chemical internally. Avoid contamination of, and storage near feed and food products. Do not apply on or near turf, valuable trees or other plants, or in areas into which their roots may extend, or on slopes where "run-off" will move the chemicals into the root areas of useful plants. Do not contaminate irrigation or domestic waters. The chemical should be used only where unproductive soil is not objectionable.

**GENERAL SPRAYING:** Spray thoroughly to wet plants using a spray can or power sprayer. GRASS WEED & VEGETATION KILLER should be sprayed thoroughly over the infested area while weeds are small. Avoid application in hot, dry weather, since the killing action of GRASS WEED & VEGETATION KILLER is through both the roots and the tops of plants, and therefore moisture is necessary after application to take the chemical into the soil to kill deep-rooted perennials. Fall applications should be made in areas of 20 inches or less rainfall. Since some of the chemical is apt to be lost by leaching, re-treatment may be necessary to keep areas free of undesirable plant growth. By preventing weed growth early you are decreasing the ever present fire hazard that can become dangerous due to dead and dry vegetation.

**ANNUAL AND PERENNIAL WEEDS:** To control annuals and knock down top growth of perennials, use 1 quart of GRASS WEED & VEGETATION KILLER in 2 gallons of water and spray unwanted plants thoroughly.

**PERENNIAL WEEDS AND GRASSES:** Use 1 quart per 100 sq. ft. and apply in a sufficient amount of water in order to facilitate uniform coverage. For control of weeds with creeping root stalks treat all soil to within 6 ft. of visible vegetation in order to destroy the spreading roots.




KEY 1

To Kill All Vegetation Make Soil Barren		To Kill Weeds and All Top Growth	
Amount of Grass Weed & Vegetation Killer	Area to Control	Amount of Grass Weed & Vegetation Killer	Area to Control
1 pint	50 sq. ft.	1 pint	100 sq. ft.
1 quart	100 sq. ft.	1 quart	200 sq. ft.
2 quarts	200 sq. ft.	2 quarts	400 sq. ft.
1 gallon	400 sq. ft.	1 gallon	800 sq. ft.
10 gallons	4000 sq. ft.	10 gallons	8000 sq. ft.

After determining size of area to be treated, make sure that the correct amount of this product is applied to area to be treated as recommended in above chart.

Sufficient water may be added to facilitate distribution of this material but make sure that material is applied at recommended rate.

Buyer assumes all risks of use, storage or handling of this material not in strict accordance with directions given herewith.

Manufactured in U.S.A. for  S. S. KRESGE COMPANY, Detroit, Michigan 48232  
 BULK PACK TRADE PRODUCTS, 1447 N. BROAD ST., PHOENIX, ARIZONA

# GRASS, WEED and VEGETATION KILLER

**makes soil barren**

**CAUTION:**  
KEEP OUT OF THE  
REACH OF CHILDREN  
See side panel for other cautions

**PREVENTS** complete vegetation  
growth on driveways, walks, patios, ten-  
nis courts, in and around curbs, garages  
and similar areas where plant growth is  
undesirable.

**NET CONTENTS 1 QUART (32 FL. OZ.)**

ACTIVE INGREDIENTS:  
Sodium Chlorate (50% a.s.f.) 18.5%  
Sodium Dichlorate (50% a.s.f.) 18.1%  
INERT INGREDIENTS 71.4%  
\*Equivalent to 1.67% TOTAL SOLIDS  
basis expressed as elemental boron.

**CAUTION:** Harmful if Swallowed! Avoid getting in eyes; avoid breathing spray mist. Wash clothing and equipment after application. Do not leave containers where children and animals may take the chemical internally. Avoid contamination of, and storage near feed and food products. Do not apply on or near turf, valuable trees or other plants, or in areas into which their roots may extend, or on slopes where "run-off" will move the chemicals into the root areas of useful plants. Do not contaminate irrigation or domestic waters. The chemical should be used only where unproductive soil is not objectionable.

**GENERAL SPRAYING:** Spray thoroughly to wet plants using a spray can or power sprayer. GRASS WEED & VEGETATION KILLER should be sprayed thoroughly over the infested area while weeds are small. Avoid application in hot, dry weather, since the killing action of GRASS WEED & VEGETATION KILLER is through both the roots and the tops of plants, and therefore moisture is necessary after application to take the chemical into the soil to kill deep-rooted perennials. Fall applications should be made in areas of 20 inches or less rainfall. Since some of the chemical is apt to be lost by leaching, re-treatment may be necessary to keep areas free of undesirable plant growth. By preventing weed growth early you are decreasing the ever present fire hazard that can become dangerous due to dead and dry vegetation.

**ANNUAL AND PERENNIAL WEEDS:** To control annuals and knock down top growth of perennials, use 1 quart of GRASS WEED & VEGETATION KILLER in 2 gallons of water and spray unwanted plants thoroughly.

**PERENNIAL WEEDS AND GRASSES:** Use 1 quart per 100 sq. ft. and apply in a sufficient amount of water in order to facilitate uniform coverage. For control of weeds with creeping root stalks treat all soil to within 6 ft. of visible vegetation in order to destroy the spreading roots.