



UNITED STATES ENVIRONMENTAL PROTECTION AGENCY
WASHINGTON, DC 20460

OFFICE OF CHEMICAL SAFETY
AND POLLUTION PREVENTION

February 16, 2022

Jamie Venable
Agent for
The Clorox Company
c/o PS&RC; P.O. Box 493
Pleasanton, CA 94566-0803

Subject: PRIA Label Amendment – Addition of Efficacy Claims and Directions for Use
Product Name: CRB
EPA Registration Number: 5813-120
Received Date: 07/20/2021
Action Case Number: 00311988

Dear Jamie Venable:

The amended label referred to above, submitted in connection with registration under the Federal Insecticide, Fungicide and Rodenticide Act, as amended, is acceptable. This approval does not affect any conditions that were previously imposed on this registration. You continue to be subject to existing conditions on your registration and any deadlines connected with them.

A stamped copy of your labeling is enclosed for your records. This labeling supersedes all previously accepted labeling. Pursuant to 40 CFR 156.10(a)(6), you must submit one copy of the final printed labeling before you release the product for shipment with the new labeling. In accordance with 40 CFR 152.130(c), you may distribute or sell this product under the previously approved labeling for 18 months from the date of this letter. After 18 months, you may only distribute or sell this product if it bears this new revised labeling or subsequently approved labeling. “To distribute or sell” is defined under FIFRA section 2(gg) and its implementing regulation at 40 CFR 152.3.

Should you wish to add/retain a reference to the company’s website on your label, then please be aware that the website becomes labeling under FIFRA and is subject to review by the Agency. See FIFRA section 2(p)(2). If the website is false or misleading, the product would be misbranded and unlawful to sell or distribute under FIFRA section 12(a)(1)(E). 40 CFR 156.10(a)(5) lists examples of statements EPA may consider false or misleading. In addition, regardless of whether a website is referenced on your product’s label, claims made on the website may not substantially differ from those claims approved through the registration process, FIFRA section 12(a)(1)(B). Therefore, should the Agency find or if it is brought to our attention that a website contains false or misleading statements or claims substantially differing from the EPA approved registration, the website will be referred to the EPA’s Office of Enforcement and Assurance.

Page 2 of 2
EPA Reg. No. 5813-120
Action Case No. 00311988

Your release for shipment of the product constitutes acceptance of these conditions. If these conditions are not complied with, the registration will be subject to cancellation in accordance with FIFRA section 6. If you have any questions, please contact Jack Hall by phone at (202)566-0731, or via email at hall.john.j@epa.gov.

Sincerely,

A handwritten signature in black ink, appearing to read 'D. Fuller', with a long horizontal stroke extending to the right.

Demson Fuller, Product Manager 32
Regulatory Management Branch I
Antimicrobials Division (7510P)
Office of Pesticide Program

Enclosure

Label identification

CRB, EPA Reg. No. 5813-120

RC426049

10:00 2/11/22

A C C E P T E D

02/16/2022

Under the Federal Insecticide, Fungicide
and Rodenticide Act as amended, for the
pesticide registered under
EPA Reg. No. 5813-120

Formatting notes (applicable for all claims)

Now[!] -and/or- **New[ly][!]** -and/or- **Improved[!]** may be added anywhere to a claim and will only be used for the first 6 months of product on shelf.

Optional text may be placed anywhere on the label -and/or- container.

Bold, italicized text is information for the reader and is not part of the label.

Bracketed information is optional text.

All footnotes are on the last page, unless they are part of EPA's mandated text.

The word "and" may be substituted with "&". Plural words may be used in their singular form or singular words may be used in their plural form unless otherwise specified in 40 CFR.

All directions may be written in numbered form or in paragraph form.

All use surfaces and/or use sites on the label may be listed in conjunction with an image of the use surface and/or use site.

Highlighted text is new. Strike-through text means removed.

CRB

**KEEP OUT OF REACH OF CHILDREN
DANGER: CORROSIVE**

FIRST AID:

IF IN EYES: Hold eye open and rinse slowly and gently with water for 15-20 minutes. Remove contact lenses, if present, after the first 5 minutes, then continue rinsing eye. **IF ON**

SKIN OR CLOTHING: Take off contaminated clothing. Rinse skin immediately with plenty of water for 15-20 minutes.

IN EITHER CASE, CALL A POISON CONTROL CENTER OR DOCTOR IMMEDIATELY FOR TREATMENT ADVICE.

See back panel for additional precautionary labeling.

ACTIVE INGREDIENT:

Sodium Hypochlorite 7.5%

OTHER INGREDIENTS:..... 92.5%

TOTAL:..... 100.0%

(Yields 7.1% available chlorine)

Contains no phosphorus

NET CONTENTS _____

PRECAUTIONARY STATEMENTS: Hazards to humans and domestic animals

DANGER: CORROSIVE

Causes irreversible eye damage and skin burns. Harmful if swallowed. Do not get in eyes, on skin, or on clothing. Wear safety glasses -or- protective eyewear and rubber gloves when handling this product. Wash thoroughly with soap and water after handling and before eating, drinking, chewing gum, using tobacco, or using the toilet -or- restroom. Avoid breathing vapors and use only in a well ventilated area. Remove and wash contaminated clothing before reuse.

[Follow the manufacturer's instructions for cleaning/maintaining PPE. If no such instructions for washables, use detergent and hot water. Keep and wash PPE separately from other laundry.]

FIRST AID:

IF IN EYES: Hold eye open and rinse slowly and gently with water for 15-20 minutes. Remove contact lenses, if present, after the first 5 minutes, then continue rinsing eye. Call a poison control center or doctor for treatment advice.

IF ON SKIN OR CLOTHING: Take off contaminated clothing. Rinse skin immediately with plenty of water for 15-20 minutes. Call a poison control center or doctor for treatment advice. **IF SWALLOWED:** Have person sip a glassful of water if able to swallow. Do not induce vomiting unless told to do so by a poison control center or doctor. Do not give anything by mouth to an unconscious person.

NOTE TO PHYSICIAN: Probable mucosal damage may contraindicate the use of gastric lavage.

Call a poison control center or doctor immediately for further treatment advice. Have product container or label with you when calling a poison control center or doctor, or going for treatment. Clorox Information Line: 1-800-292-2200.

PHYSICAL OR CHEMICAL HAZARDS: STRONG OXIDIZING AGENT: Mix only with water according to label directions. Mixing this product with chemicals (e.g., ammonia or acids) or organic matter (e.g., urine or feces) in a manner inconsistent with labeling directions may release hazardous gases irritating to eyes, lungs, and mucous membranes.

[Prolonged contact with metal may cause pitting or discoloration.]

For containers 5 gallons and greater (and not labeled for treatment of pools, spas, hot tubs, or fountains)

ENVIRONMENTAL HAZARDS: This product is toxic to fish, aquatic invertebrates, oysters and shrimp. Do not discharge effluent containing this product into lakes, streams, ponds, estuaries, oceans or other waters unless in accordance with the requirements of a National Pollutant Discharge Elimination System (NPDES) permit and the permitting authority has been notified in writing prior to discharge. Do not discharge effluent containing this product to sewer systems without previously notifying the local sewage treatment plant authority. For guidance contact your State Water Board or Regional Office of the EPA.

For use with 4 to 6 gallon buckets/containers as defined in the ASTM standard; see Child Hazard Drowning Pictogram text below

NOTICE: CHILDREN CAN FALL INTO BUCKET AND DROWN. KEEP CHILDREN AWAY FROM BUCKET WITH EVEN A SMALL AMOUNT OF WATER.



For containers less than 5 gallons

ENVIRONMENTAL HAZARDS: This product is toxic to fish, aquatic invertebrates, oysters and shrimp.

For labels with drinking water uses

The following practices help to minimize degradant formation in drinking water disinfection:

- It is recommended to minimize storage time.
- It is recommended that the pH of the solution be in the range of 11-13.
- It is recommended to minimize sunlight exposure by storing in opaque containers and/or in a covered area. Solutions should be stored at lower temperatures. Every 5°C reduction in storage temperature will reduce degradant formation by a factor of two.
- Dilution significantly reduces degradant formation. For products with higher concentrations, it is recommended to dilute hypochlorite solutions with cool, softened water upon delivery, if practical for the application.

CRB (EPA Reg. No. 5813-120)

Table of Contents

Label identification	1	Consumer Hints or Uses	15-16
Formatting notes	1	Flower Pots and Planters (15)	
Active ingredient statement	1	Cold & Flu (15)	
Signal word	1	Litter Box (15)	
First aid statement	1, 2	Baby Furniture and Toys (15)	
KOOROC	1	Pet Areas (15)	
Referral statement	1	Garbage Can (15)	
Phosphorus statement.	1	Eliminating Refrigerator Odors (15)	
Net contents	1	Christmas Trees (15)	
Precautionary statements	2	Cut Flowers (15)	
Physical or Chemical Hazards	2	Wading Pools (15)	
Environmental hazards	2	Kitchen and Bathroom (15)	
Statements about drinking water uses	2	Removing Exterior Mold stains (16)	
Table of Contents	3-4	Removing Mold and Mildew (16)	
Company Information	5	Patio Moss and Mildew Stains (16)	
Packaging Related Statements and Graphics	6	Kitchenware (16)	
Closure Directions for Use	6	Carved Pumpkins (16)	
Mandatory Directions for Use Statement	7	Pet's Food and Water Bowls (16)	
Directions for Use Summary Table	7-10	Baby Items (16)	
Laundry Use	11-12	Spring Cleaning (16)	
Whitening Directions for Use (11)		Toilet Bowls (16)	
Sanitization Directions for Use (11)			
High Efficiency Washing Machine Maintenance (1+2)			
Household/Commercial/Institutional Use	13-14	Storage and Disposal	17
Disinfection Directions for Use (13)		Organism Lists	18-21
Special Label Instructions for Cleaning Prior to Disinfection against Clostridium difficile endospores (13)		List 1: Hard, Nonporous Surface Disinfectant Organisms (18)	
For Killing TB Mycobacterium bovis (13)		List 2A: Hard, Nonporous Surface Disinfection Organisms (18-19)	
Special Instructions for Cleaning and Decontaminating Against HIV-1, HBV, HCV and Ebola Virus on Surfaces/Objects Soiled with Blood/Body Fluids (14)		List 2B: Hard, Nonporous Surface Disinfection Organisms (20)	
Food Contact Sanitization Directions for Use (14)		List 2C: Hard, Nonporous Surface Disinfectant Organism (20)	
Non-Food Contact Sanitization Directions for Use (14)		List 3: Food Contact Sanitization Organisms (20)	
Hospital Use (14)		List 4: Non-Food Contact Sanitization Organisms (20)	
Allergens Directions for Use (14)		List 5: Laundry Sanitization Organisms (20)	
		List 6: Laundry Pre-Soak Disinfection Organisms (20-21)	
		Claims	22-30
		Antimicrobial Claims (22-24)	
		Emerging Viral Pathogen Claims (25)	
		General/Miscellaneous Claims (26-30)	

Use Surfaces, Sites, and Surface Materials 31-32

Table 1: Hard, Nonporous Use Surfaces (31)

Table 2: Use Sites (31)

Table 3: Surface Materials (32)

SERVICE BULLETINS

Non-Public-Health Organism Uses (Non-Agricultural).....33-34

Phytophthora ramorum-Cause of Sudden Oak Death in Forests (33)

Phytophthora lateralis-Cause of Port Orford Cedar Root Disease (33)

Batrachochytrium dendrobatidis-Chytrid Fungus, Fungal Pathogen of Amphibians (33-34)

Ballast Water Treatment for Control of Harmful Non-Indigenous Aquatic Organisms (34)

General Uses 34-35

Closed-Loop Laundry Dispensing (34)

Disinfection of Floors, Walls, Showers and Toilets (34)

Disinfecting Guide (35)

Asphalt or Wood Roofs and Sidings (35)

Food Service Uses 36-38

How to Sanitize and Disinfect With This Product (36-37)

Sanitation of Restaurants and Taverns (37-38)

Sanitizing Cycle of Chemical Sanitizing Dishwashing Machines (38)

Agricultural Uses 39-49

Crop/Site Treatment (39)

Asparagus Seed Treatment (39)

Pepper Seed Treatment (39)

Tomato Seed Treatment (39-40)

Rice Seed Treatment (40)

PERSONAL PROTECTIVE EQUIPMENT (PPE) *applicable for seed treatments* (40-41)

Plant Parasitic Nematodes and Plant Disease-Causing Fungi Quarantine (41)

Karnal Bunt (42)

Citrus Canker (42)

Uniola Paniculata - Southern Sea Oat Seeds (43)

Seed Potatoes (44)

Meat and Poultry Washing (44)

Equipment and Utensils (45)

Meat & Poultry Plant Laundry Use (45)

Swine Care (45-46)

Poultry Care (46)

Inactivating Avian Influenza A Virus (47)

Livestock, Horses, Pets Care (47)

Food Egg Sanitization (48)

Dairy and Creamery Equipment (48-49)

Aquacultural Uses 49

Fish Ponds and Equipment (49)

Maine Lobster Ponds (49)

Conditioning Live Oysters (49)

Control of Scavengers in Fish Hatchery Ponds (49)

Water Disinfection 50-51

Drinking Water Systems (50)

For Emergency Treatment of Drinking Water (Potable) (50)

For Emergency Treatment After Floods (50)

For Emergency Treatment After Fires (51)

For Emergency Treatment After Droughts (51)

For Emergency Treatment After Main Breaks (51)

Pool and Spa Disinfection 51-53

Spas, Hot Tubs, and Immersion Tanks (51)

Wading Pools (52)

Swimming Pools (53)

Dilution Table 54

Footnotes..... 55-56

Company Information

Satisfaction Guaranteed

Satisfaction Guaranteed! At Clorox, we have prided ourselves in making consistent quality bleach for [over -or- more than] 100 -or- **insert number** years, and we are dedicated to ensuring your total satisfaction with our product. If you are not completely satisfied, please call the number below.

Clorox Customer Assistance (800) 292-2200

Any Questions? The experts at Clorox are standing by to answer any of your laundry or household cleaning questions.

“Clorox” is a registered trademark of The Clorox Company.
Bottle shape is a registered trademark of the Clorox Company.

[Visit -or- Check [out] our website at] www.clorox.com
[for more information] [on Clorox®] -or-
Visit us at www.clorox.com -or- www.cloroxhome.com
For more [product -and/or- ingredient] information, visit
www.IngredientsInside.com -or- www.smartlabel.org.
For SDS information, please visit www.clorox.com.

Questions [? -or- or] Comments? or
Call [Toll Free] (888) 797-7225 -or- (800) 227-1860 -or-
1-800-292-2200 -or- **insert toll free number**.

Write us at:
Clorox Consumer Services
P.O. Box 24305
Oakland, CA 94623

EPA Reg. No. 5813-120
EPA Est. No. 5813-CA-3 (A8), CA-6 (TPP), GA-1 (A4), GA-2 (VG),
IL-2 (VF), MD-2 (E6), TX-1 (A5); 71681-IL-1 (03), IL-2 (24)
Beginning of batch code indicates Est. No.

Patents: www.thecloroxcompany.com/patents

For Puerto Rico only

EPA Est. No. 5813-PR-1

Mfd. for & © YYYY The Clorox Company
1221 Broadway, Oakland, CA 94612
Made in [the] U.S.A. [of global components -and/or- ingredients.]

For Puerto Rico only

Ave. Chardon, #350, Torre Chardon, Suite 325, San Juan, PR 00918.
Made in Puerto Rico [of global components -and/or- ingredients.]

Optional Graphics

Closure Directions for Use

to be molded into the Child-Resistant Cap

Squeeze -or- Press -or- Pinch -or- Push -or- Depress -or- Grasp -or- Force -or- Pressure -or- Crush [Sides] and -or- & Lift [Up] -or- Pull [Up] -or- Raise [Up] -or- Tilt [Up] -or- Pick Up -or- Elevate

-or-

Push -or- Thrust -or- Drive -or- Ram -or- Move -or- Force and -or- & Twist -or- Wind -or- Coil -or- Curl -or- Twirl -or- Bend -or- Rotate -or- Turn -or- Screw -or- Wrench



See how to use -or- [[Use your phone to] go here -and/or- scan [[the] tag -or- [this] code] to learn -or- get -or- see [more] uses -or- information [on how-to-use [**This Product**]] -or- [how-to] tips -or- [how-to [-use]] videos] -or- Scan here [to learn how to use] -or- [to learn more] -or- [for simple -or- easy instructions] [(Data rates may apply)]



- Keep [Box] Upright
- [This Side] Up -or- Down
- Top -or- Bottom of Box



For carton: Carton made with ___% recycled paperboard, minimum ___% post-consumer. -or- This packaging material contains at least ___% post-consumer recycled paper.



Prevents odor-causing bacteria growth[^] for

24 HOURS



Prevents odor-causing bacteria growth[^] for

48 HOURS



Prevents odor-causing bacteria growth[^] for

72 HOURS

Prevents odor-causing bacteria growth[^] for **24 HOURS**

Prevents odor-causing bacteria growth[^] for **48 HOURS**

Prevents odor-causing bacteria growth[^] for **72 HOURS**

DIRECTIONS FOR USE

[WHERE TO USE: -or- WHERE DO I USE **THIS PRODUCT?**]

It is a violation of Federal law to use this product in a manner inconsistent with its labeling.

[DO NOT use this product full strength for cleaning surfaces. Always dilute strictly in accordance with the directions. For prolonged use, wear gloves.]

[Always refer to manufacturer's care instructions before using on equipment -or- devices.]

[Use the Dilution Table to make the desired dilution]. [Use chlorine test strips to quantify the available chlorine. If the available chlorine is less than desired, add a small amount of product slowly and carefully to the dilution and determine the available chlorine with a fresh chlorine test strip. Repeat these steps, as needed, until the desired concentration of chlorine is achieved.]

[This product can be used on hard, nonporous surfaces in commercial -and/or- institutional -and/or- hospital -and/or- household premises (including kitchens -and/or- bathrooms -and/or- nurseries -and/or- sick rooms -and/or- laundry rooms) -and/or- eating establishments -and/or- pet kennels -and/or- veterinary premises.]

This statement only to be used on institutional labels with medical use sites and/or bloodborne pathogens.

This product is not to be used as a terminal sterilant/high level disinfectant on any surface or instrument that (1) is introduced directly into the human body, either into or in contact with the bloodstream or normally sterile areas of the body, or (2) contacts intact mucous membranes but does not ordinarily penetrate the blood barrier or otherwise enter normally sterile areas of the body. This product may be used to preclean or decontaminate critical or semicritical medical devices prior to sterilization or high level disinfection.

	[Amount [of]] this product -or- bleach	[Amount [of]] water	Instructions
[For] Laundry [Use] [Bleaching -and/or- Brightening -and/or- Whitening -and/or- Stain Removal] -or- [To Bleach -and/or- Brighten -and/or- Whiten -and/or- Remove Stains]			
Bleachable Fabrics	1/3 cup [2.7 fl oz] -or- Max[imum] line -or- level [in dispenser] [2/3 cup] [5.3 fl oz]	Standard [Machine] or H[igh] E[fficiency] Machine [Extra Large Washer -or- Visibly Stained -or- Soiled Load]	[1.] Sort laundry by color. [2.] Add detergent. [3.] Fill bleach to max[imum] line -or- level [in dispenser] -and/or- add [1/3 cup -or- measured [amount of]] bleach to [dispenser or] wash water. [4.] Add clothes [and start wash]. [For best results[, dilute bleach with a quart of water and] add to wash 5 min[utes] after the wash cycle has begun.] [Avoid bleaching wool, silk, mohair, leather, spandex and non-fast colors.]
[For] [Laundry, Cleaning and] Sanitizing -or- To [Clean and] Sanitize [Laundry]			
Laundry -and/or- Bleachable Fabrics -and/or- dishcloths -and/or- rags	1/2 cup [4 fl oz] 1/4 cup [2 fl oz]	Standard Machine or H[igh] E[fficiency] Machine	[1.] Sort laundry by color. [2.] Add detergent. [3.] Fill bleach to max[imum] line -or- level [in dispenser] -and/or- add [measured [amount of]] bleach to [dispenser or] wash water. [4.] Add clothes -and/or- dishcloths -and/or- rags [and start wash]. Ensure contact with bleach [solution] for 10 min[utes]. [Avoid bleaching wool, silk, mohair, leather, spandex and non-fast colors. Use [with] a detergent.]
[For] Presoak Sanitizing -and/or- to Sanitize -and/or- Sanitization [Laundry]			
Laundry -and/or- Bleachable Fabrics -and/or- dishcloths -and/or- rags	2 tsp [1/3 fl oz]	1 Gal[lon]	Submerge laundry -and/or- clothes -and/or- dishcloths -and/or- rags -and/or- fabric completely and soak items for 2 min[utes]. Rinse [thoroughly] or machine wash as directed. [No detergent required.]

	[Amount [of]] this product -or- bleach	[Amount [of]] water	Instructions
[For] [Laundry Cleaning] -or- To [Clean Laundry]			
Laundry -and/or- Bleachable Fabrics -and/or- dishcloths -and/or- rags	1 cup [8 fl oz]	Standard Machine	[1.] Sort laundry by color. [2.] Add detergent. [3.] Add 1 cup bleach to wash water. [4.] Add clothes -and/or- dishcloths -and/or- rags [and start wash]. Ensure contact with bleach [solution] for 10 min[utes]. -or- Follow the laundry use directions using 1 cup of bleach -or- this product. Ensure contact with bleach [solution] for 10 min[utes]. [Avoid bleaching wool, silk, mohair, leather, spandex and non-fast colors. Use [with] a detergent.]
[For] Presoak Disinfection			
Laundry -and/or- Bleachable Fabrics -and/or- dishcloths -and/or- rags	1/3 cup [2.7 fl oz]	1 Gal[lon]	Submerge laundry -or- clothes -and/or- dishcloths -and/or- rags -and/or- fabric completely and soak items for 6 min[utes]. Rinse [thoroughly] or machine wash as directed. [No detergent required.]
[For] Sanitizing -or- To Sanitize Food Contact [Work] Surfaces			
Food-contact [Work] Surfaces	2 tsp [1/3 fl oz]	1 Gal[lon]	Wash, rinse, wipe surface area with bleach solution and allow surface to remain visibly wet for [at least] 2 min[utes], let air dry. -or- To sanitize work surfaces, wash, rinse and wipe surface area with a solution of 2 teaspoons -or- tsp of bleach per 1 gal[lon] of water for [at least] 2 min[utes]. Let air dry. [To ensure [sodium] hypochlorite [bleach] stability, prepare solutions daily.]
Refrigerators ⁺ , Freezers ⁺	2 tsp [1/3 fl oz]	1 Gal[lon]	Remove food [from refrigerator -and/or- freezer] and allow surfaces to come to room temperature prior to application of this product. Wash, rinse, wipe surface area with bleach solution and allow surface to remain visibly wet for [at least] 2 min[utes]. Let air dry. [To ensure [sodium] hypochlorite [bleach] stability, prepare solutions daily.]
Dishes, Glassware, Utensils	2 tsp [1/3 fl oz]	1 Gal[lon]	Wash and rinse. [After washing,] soak for [at least] 2 min[utes] in bleach solution, [drain] and [let] air dry. -or- To sanitize dishes, glassware, and utensils, wash and rinse. [After washing,] soak for [at least] 2 min[utes] in a solution of 2 teaspoons -or- tsp of bleach per 1 gal[lon] of water, [drain] and air dry. [To ensure [sodium] hypochlorite [bleach] stability, prepare solutions daily.]
Plastic Cutting Boards	2 tsp [1/3 fl oz]	1 Gal[lon]	Wash and rinse. [After washing,] soak for [at least] 2 min[utes] in bleach solution, let air dry. [To ensure [sodium] hypochlorite [bleach] stability, prepare solutions daily.]
Baby Bottles	2 tsp [1/3 fl oz]	1 Gal[lon]	Wash and rinse. [After washing,] soak for [at least] 2 min[utes] in bleach solution, let air dry. [To ensure [sodium] hypochlorite [bleach] stability, prepare solutions daily.]
Pet [Food -and/or- Water] Bowls	2 tsp [1/3 fl oz]	1 Gal[lon]	Wash and rinse. [After washing,] soak for [at least] 2 min[utes] in bleach solution, let air dry. [To ensure [sodium] hypochlorite [bleach] stability, prepare solutions daily.]
[For] Sanitizing -or- To Sanitize <i>non-food contact surface</i>			
Garbage Cans -and/or- Diaper Pails	1/2 cup [4 fl oz]	1 Gal[lon]	After washing and rinsing, brush or spray inside with bleach solution. Allow surface to remain visibly wet for [at least] 2 min[utes] before rinsing. [To ensure [sodium] hypochlorite [bleach] stability, prepare solutions daily.]

	[Amount [of]] this product -or- bleach	[Amount [of]] water	Instructions
[For] General Disinfecting [& Deodorizing] -or- To Disinfect [& Deodorize] Hard, Nonporous Surfaces			
<i>Insert use surface(s) from Table 1 -and/or- insert surface material(s) from Table 3.</i> [To Kill -or- Kills -or- For [99.9% of] [[these] common household germs:]] <i>Insert organism(s) from List 2A</i>	1/3 cup [2.7 fl oz] -or- [2 Tbsp]	1 Gal[lon] -or- [32 fl oz]	Must either use “Pre-wash surface.” <i>within directions, or add</i> “For visibly soiled surfaces, preclean surfaces before disinfecting.” at the end of directions. [To disinfect <i>insert surface(s) from Table 1 -and/or- insert surface material(s) from Table 3,</i>] [pre-wash surface] mop, wipe, or spray with bleach solution. Allow surface to remain visibly wet for [at least] 6 min[utes]. Rinse well and air dry. [For visibly soiled surfaces, preclean surfaces before disinfecting.]. [To ensure [sodium] hypochlorite [bleach] stability, prepare solutions daily.]
[To] [Also] Kill -or- [Also] Kills -or- For [99.9% of] [[these] additional organisms -and/or- viruses†] -or- For <i>insert organism(s) from List 2B</i>	1/3 cup [2.7 fl oz] -or- [2 Tbsp]	3/4 Gal[lon] -or- [32 fl oz]	Must either use “Pre-wash surface.” <i>within directions, or add</i> “For visibly soiled surfaces, preclean surfaces before disinfecting.” at the end of directions. [To disinfect <i>insert surface(s) from Table 1 -and/or- insert surface material(s) from Table 3,</i>] [pre-wash surface] mop, wipe, or spray with bleach solution. Allow surface to remain visibly wet for [at least] 5 min[utes]. Rinse well and air dry. [For visibly soiled surfaces, preclean surfaces before disinfecting.]. [To ensure [sodium] hypochlorite [bleach] stability, prepare solutions daily.]
[To] [Also] Kill -or- [Also] Kills -or- For [99.9% of] [[this] additional organism -and/or- virus†] -or- For <i>insert organism from List 2C</i>	1/2 cup [4 fl oz] -or- [2 Tbsp]	1 Gal[lon] -or- [32 fl oz]	Must either use “Pre-wash surface.” <i>within directions, or add</i> “For visibly soiled surfaces, preclean surfaces before disinfecting.” at the end of directions. [To disinfect <i>insert surface(s) from Table 1 -and/or- insert surface material(s) from Table 3,</i>] [pre-wash surface] mop, wipe, or spray with bleach solution. Allow surface to remain visibly wet for [at least] 10 min[utes]. Rinse well and air dry. [For visibly soiled surfaces, preclean surfaces before disinfecting.]. [To ensure [sodium] hypochlorite [bleach] stability, prepare solutions daily.]
Toilet Bowl	1/3 cup [2.7 fl oz]	Toilet Bowl	Flush toilet. Pour this product into bowl. Brush bowl, making sure to get under the rim, and let solution stand for 6 min[utes] and flush again. -or- To disinfect a toilet bowl, flush the toilet. Pour 1/3 cup of bleach into the bowl. Brush bowl, making sure to get under the rim, and let solution stand for 6 min[utes] and flush again.
For Bacteriostat -or- [For] Protecting -or- To protect hard, nonporous surfaces [against] -or- Preventing -or- Inhibiting -or- Reducing -or- Stopping odor-causing bacteria [re-]growth for [up to -or- as long as] XX Hours. XX is less than or equal to 72 hours			
Precleaned hard, nonporous surfaces	1/3 cup [2.7 fl oz] -or- [2 Tbsp]	1 Gal[lon] -or- [32 fl oz]	Mop -or- wipe -or- spray surface with bleach solution until thoroughly wet. Allow surface to air dry. [To ensure [sodium] hypochlorite [bleach] stability, prepare solutions daily.]
[For] Mold Stain and Mildew Stain Removal -or- To Remove Mold Stains and Mildew Stains -or- [For] Mold and Mildew Removal -or- To Remove Mold and Mildew			
Hard, nonporous Surfaces	1/3 cup [2.7 fl oz] -or- [2 Tbsp]	1 Gal[lon] -or- [32 fl oz]	Must either use “Pre-wash surface.” <i>within directions, or add</i> “For visibly soiled surfaces, preclean surfaces before disinfecting.” at the end of directions. [To disinfect <i>insert surface(s) from Table 1 -and/or- insert surface material(s) from Table 3,</i>] [pre-wash surface] mop, wipe, or spray with bleach solution. Allow surface to remain visibly wet for [at least] 10 min[utes]. Rinse well and air dry. [For visibly soiled surfaces, preclean surfaces before disinfecting.]. [To ensure [sodium] hypochlorite [bleach] stability, prepare solutions daily.]

	[Amount [of]] this product -or- bleach	[Amount [of]] water	Instructions
[For] Deodorizing -or- To Deodorize			
Garbage Cans -and/or- Diaper Pails	1/3 cup [2.7 fl oz] -or- [2 Tbsp]	1 Gal[lon] -or - [32 fl oz]	After washing and rinsing, brush or spray inside with bleach solution. Allow surface to remain visibly wet for [at least] 6 min[utes]. Let drain. [To ensure [sodium] hypochlorite [bleach] stability, prepare solutions daily.]
Drains	1/3 cup [2.7 fl oz]	—	Flush drains. Pour into drain. Flush with hot water.
[For] Bleaching -and/or- Whitening -or- To Bleach -and/or- Whiten			
Wooden Surfaces	1/2 cup [4 fl oz]	1 Gal[lon]	Apply for [at least] 2 min[utes], rinse [and air dry].
[For] Killing Clostridium difficile^Y [(C. diff)] [spores]			
For Killing Clostridium difficile ^Y [(C. diff)] [spores]	1 part	7 parts	Clean hard, nonporous surfaces by removing visible filth [(loose dirt, debris, blood/bodily fluids, etc.)]. Apply 1:8 solution (~8,900 ppm available chlorine) and allow surface to remain visibly wet for [at least] 5 min[utes]. Rinse and air dry. [To ensure [sodium] hypochlorite [bleach] stability,] prepare fresh solutions daily.
[For] Killing TB -or- To Kill TB -or- To Kill Mycobacterium bovis - [(BCG)], (TB)			
[For] Killing TB -orTo Kill TB -orTo Kill Mycobacterium bovis - [(BCG)], (TB)	1 part	8 parts	Preclean surface prior to disinfection. Add 1 part bleach to 8 parts water to achieve a 1:9 dilution (7,900 ppm available chlorine) before use. Apply 1:9 solution and allow surface to remain visibly wet for [at least] 10 min[utes] at room temperature (20°C -or- 68°F). <i>This temperature range only applies to the TB instructions.</i> Rinse and air dry. [To ensure [sodium] hypochlorite [bleach] stability,] prepare fresh solutions daily.
[For] Hospital -and/or- Healthcare Use -or- Disinfection: -or- To Kill Pseudomonas aeruginosa:			
Hard, nonporous Surfaces	1/3 cup [2.7 fl oz] -or- [2 Tbsp]	1 Gal[lon] -or- [32 fl oz]	<i>Must either use</i> “Pre-wash surface.” <i>within directions, or add</i> “For visibly soiled surfaces, preclean surfaces before disinfecting.” <i>at the end of directions.</i> [Pre-wash surface,] mop, wipe or spray with bleach solution. Allow surface to remain visibly wet for [at least] 6 min[utes]. Rinse well and air dry. [For visibly soiled surfaces, preclean surfaces before disinfecting.] [To ensure [sodium] hypochlorite [bleach] stability,] prepare fresh solutions daily.

[For additional directions for use, including Service Bulletins, visit www.clorox.com]. **Only approved language from the most recently approved federal master label will be posted to the website.**

For more tips -and/or- uses, visit www.clorox.com. **Only approved uses from most recently approved federal master label will be posted to the website.**

DILUTION TABLE: PPM (Parts Per Million Available Chlorine). Degrades with age and exposure to sunlight and heat. Check the level of available chlorine with a test kit.			
1/3 fl oz [of] this product (2 tsp)	+ One -or- 1 Gal[lon] [of] Water	=	185 ppm
[(Equivalent performance to 200 ppm [(test)] standard] for food contact surface sanitization)]			
2.7 fl oz [of] this product (1/3 cup)	+ One -or- 1 Gal[lon] [of] Water	=	1,500 ppm
2.7 fl oz [of] this product (1/3 cup)	+ 3/4 Gal[lon] [of] Water	=	2,000 ppm

Laundry Use

-or- For Laundry: -or- For Bleachable Fabrics:

Optional header

Cleaning and Laundry Tips

[For] Standard & H[igh] E[fficiency] Machines

[If uncertain about the dye colorfastness, test fabric by applying 1 drop of a solution made of 2 teaspoons -or- 2 tsp of this product plus 1/4 cup water to hidden part of seam. Be sure to check all colors. After 1 min[ute], rinse and blot dry. No color change means the article can be safely bleached.]

[Avoid bleaching wool, silk, mohair, leather, spandex and non-fast colors.]

Whitening -and/or- Stain Removal:

[Whitening -and/or- Brightening -and/or- Stain Removal:]		
Dose -or- Load	Standard [Machine]	H[igh] E[fficiency] [Machine]
Normal -or- Regular	1/3 cup [2.7 fl oz]	Max[imum] line -or- level [in dispenser]
Visible -or- visibly Soiled -and/or- Stained	2/3 cup [5.3 fl oz]	Max[imum] line -or- level [in dispenser]

1. Sort laundry by color.
2. Add detergent.
3. Fill bleach to max[imum] line -or- level [in dispenser] -and/or- add [measured [amount of]] bleach to [dispenser or] wash water.
4. Add clothes[, and start wash].

[For best [laundry] results, [dilute measured [amount of] of this product in 1 quart of water.] Add to wash 5 min[utes] after the wash cycle has begun.]

[To handwash, pretreat stains and clean visible soils, rinse to remove loose soil and fully soak each garment for 5 min[utes] in a solution of 1/4 cup of this product to 1 gal[lon] of cool water. Rinse and perform a regular wash following the laundry use directions.]

[For H[igh] E[fficiency] Machines, follow H[igh] E[fficiency] machine usage instructions.]

Sanitization

To sanitize laundry: Add 1/2 cup of this product to a standard washer or 1/4 cup to a[n] H[igh] E[fficiency] washer following the laundry use directions. Ensure contact with bleach [solution] for 10 min[utes].

-and/or-

To kill 99.9% of bacteria -or- **insert organism(s) from List 5** in your laundry: Add 1/2 cup of this product to a standard washer or 1/4 cup to a[n] H[igh] E[fficiency] washer following the laundry use directions. Ensure contact with bleach [solution] for 10 min[utes].

-and/or-

FOR USE WITH *Insert Dispenser Name* APPROVED DISPENSING SYSTEM. Installation and service should only be performed by a *insert Company Name* Laundry Expert.

To Sanitize Laundry: Add enough of this product to reach 120 ppm (parts per million) available chlorine. Ensure contact with bleach [solution] for 10 min[utes]. [Use the Dilution Table to make the desired dilution]. [Use chlorine test strips to quantify the available chlorine. If the available chlorine is less than desired, add a small amount of product slowly and carefully to the dilution and determine the available chlorine with a fresh chlorine test strip. Repeat these steps, as needed, until the desired concentration of chlorine is achieved.] Use a detergent. This product used according to the laundry use directions is effective against *Staphylococcus aureus* [(Staph)], *Pseudomonas aeruginosa*, *Klebsiella pneumoniae* [(Kleb)].

High Efficiency Washing Machine Maintenance

[H[igh] E[fficiency]] Washing machine manufacturers suggest that you must perform periodic machine maintenance up to once per week, to ensure that your H[igh] E[fficiency] washer remains clean and free from any soil build-ups that may cause malodors.

-or-

[H[igh] E[fficiency]] [Washing machine] manufacturers suggest [that] a periodic machine maintenance is performed [up to once per week] to prevent [soil build-ups that may cause] malodors. Some H[igh] E[fficiency] washers offer a special maintenance [or wash-out -or- clean washer] cycle. Check [the use and care guide] to see if your machine has one. If it does, follow the manufacturer's suggestions.

-or-

If your H[igh] E[fficiency] washer has a maintenance [or wash-out -or- clean washer] cycle, follow the manufacturer's recommendations. If your H[igh] E[fficiency] washer doesn't have a [-or- an automated] maintenance cycle, you may perform this function manually:

[[Note:] Do not put laundry in the washer.]

1. Select the hot water setting. [If there is no hot water setting, then select a "white" or a "stain" cycle setting.]
2. Select the "extra rinse" option[, if offered].
3. Add this product to the bleach dispenser. Fill to its -or- the maximum level.
4. Run the cycle [through [its] completion].
5. If the H[igh] E[fficiency] washer does not have a second rinse option, manually select an additional rinse cycle to ensure that no bleach remains in your -or- the washer.
6. If your -or- the H[igh] E[fficiency] washer still has unpleasant odors, [you may need to] repeat steps 1 through 5 [as necessary].

-or-

1. Use hot water.
2. Select "extra rinse" option.
3. Add this product to the bleach dispenser. Fill to its -or- the maximum level.
4. Run the cycle.
5. Follow with extra rinse [to ensure that no bleach remains [in your washer] -or- is left behind].
6. Repeat steps 1-5 [as necessary] [if your [H[igh] E[fficiency]] machine still has unpleasant odors].

Household -and/or- Commercial -and/or- Institutional Use

[DO NOT USE ON NON-STAINLESS STEEL, ALUMINUM, SILVER OR CHIPPED ENAMEL.]

DO NOT use this product full strength for cleaning surfaces. Always dilute strictly in accordance with the directions. For prolonged use, wear gloves.

For Use on Hard, Nonporous Surfaces *insert use surface(s) from Table 1 -and/or- insert surface material(s) from Table 3*

General Disinfection Directions for Use

[For] Disinfecting:

-or-

To disinfect hard, nonporous surfaces *insert use surface(s) from Table 1 -and/or- insert surface material(s) from Table 3*

Must either use “Pre-wash surface.” *within directions*, or add “For visibly soiled surfaces, preclean surfaces before disinfecting.” **at the end of directions**. Mix 1/3 cup of this product -or- bleach per 1 gal[lon] water. [To disinfect *insert surface(s) from Table 1 -and/or- insert surface material(s) from Table 3*,] [pre-wash surface] mop or wipe with bleach solution. Allow surface to remain visibly wet for [at least] 6 min[utes]. Rinse well and air dry. [For visibly soiled surfaces, preclean surfaces before disinfecting.]

-or-

1. Mix 1/3 cup this product -or- bleach per 1 gal[lon] water. [Pre-wash surface -or- item.]
2. Apply, and allow surface to remain visibly wet for 6 min[utes]
3. Rinse, [and] air dry. [For visibly soiled surfaces, preclean surfaces before disinfecting.]

[For] Toilet Bowls -and/or- bidets:

Flush toilet -and/or- Bidet. Pour 1/3 cup of this product into bowl. Brush entire bowl including rim with a scrub brush or mop. Allow surface to remain visibly wet for 6 min[utes] before flushing again.

[For] Potty Seats -or- Trainers:

Empty seat -and/or- pre-wash surface. Fill with 1/3 cup of this product per gal[lon] of water. Allow surface to remain visibly wet for 6 min[utes]. Rinse and air dry.

[For] Litter Boxes:

Remove litter. Wash box in soap and water. Fill with 1/3 cup of this product per gal[lon] of water. Allow surface to remain visibly wet for 6 min[utes]. Rinse and air dry.

Must remove brackets if either Feline Parvovirus or Canine Parvovirus is listed on the label. [For Feline Parvovirus -and/or- Canine Parvovirus use 1/2 cup of this product per 1 gal[lon] of water. Allow surface to remain visibly wet for 10 min[utes].]

[For] Mold and Mildew:

Must either use “Pre-wash surface.” *within directions*, or add “For visibly soiled surfaces, preclean surfaces before disinfecting.” **at the end of directions**. Mix 1/3 cup of this product -or- bleach per 1 gal[lon] water. [To disinfect *insert surface(s) from Table 1 -and/or- insert surface material(s) from Table 3*,] [pre-wash surface] mop or wipe with bleach solution. Allow surface to remain visibly wet for [at least] 10 min[utes]. Rinse well and air dry. [For visibly soiled surfaces, preclean surfaces before disinfecting.]

Special Label Instructions For Cleaning Prior To Disinfection Against Clostridium Difficile Endospores

Personal Protection: Wear appropriate barrier protection such as gloves, gowns, masks and eye covering.

Cleaning Procedure: Fecal matter/waste must be thoroughly cleaned from surfaces/objects before disinfection by application with clean cloth, mop, and/or sponge saturated with product intended for disinfection. Cleaning includes vigorous wiping and/or scrubbing, until visible soil is removed. Special attention is needed for high-touch surfaces. Clean the surfaces in patient rooms in an appropriate manner [(for example right to left)], with restrooms cleaned last. Do not reuse soiled cloths. **Infectious Materials Disposal:** Cleaning materials used that may contain feces/wastes must be disposed of immediately in accordance with local regulations for infectious materials disposal.

[For] Killing Clostridium Difficile^Y [Spores]:

Add 1 part bleach to 7 parts water to achieve a 1:8 dilution (~8,900 ppm available chlorine) before use. Clean hard, nonporous surfaces by removing visible filth [loose dirt, debris, blood/bodily fluids, etc.]. Apply 1:8 solution and allow surface to remain visibly wet for 5 min[utes]. Rinse and air dry. Prepare fresh solution daily. [Avoid contact with surfaces that may be damaged by bleach.] Do not use on non-stainless steel, aluminum, silver, or chipped enamel.

[For] Killing Tb -Or- To Kill Tb -Or- To Kill Mycobacterium Bovis - Bcg, (Tb) -Or- Tuberculocidal Efficacy:

Preclean surface prior to disinfection. Add 1 part bleach to 8 parts water to achieve a 1:9 dilution (7,900 ppm available chlorine) before use. Apply 1:9 solution and allow surface to remain visibly wet for 10 min[utes] at room temperature (20°C -or- 68°F) **this temperature range only applies to the TB instructions**. Rinse and air dry. Prepare fresh solution daily.

Special Instructions for Use Against HIV-1, HBV, HCV and Ebola Virus

This product kills HIV-1, HBV, HCV and Ebola Virus on precleaned hard, nonporous surfaces/objects previously soiled with blood/body fluids in health care settings (e.g. hospitals, nursing homes) or other settings in which there is an expected likelihood of soiling of hard, nonporous surfaces/objects with blood or body fluids, and in which the surfaces/objects likely to be soiled with blood or body fluids can be associated with the potential for transmission of Human Immunodeficiency Virus Type 1 [(HIV-1)], [Human] Hepatitis B Virus [(HBV)], [Human] Hepatitis C Virus [(HCV)] and Ebola Virus.

Special Instructions to Clean and Decontaminate Against HIV-1, HBV, HCV and Ebola Virus on Surfaces/Objects Soiled with Blood/Body Fluids

Personal Protection: When handling items soiled with blood or body fluids, use disposable latex gloves, gowns, masks, and eye coverings.

Cleaning Procedure: Blood and other body fluids must be thoroughly cleaned from surfaces and other objects before applying this product.

Dilution and Contact time: Prepare a solution of 1/3 cup of bleach + 1 gal[lon] of water (at least 1,500 ppm available chlorine) and spray or flood surface. Allow surface to remain visibly wet for 6 min[utes]. For Ebola Virus, prepare a solution of 1/3 cup of bleach + 3/4 gal[lon] of water (at least 2,000 ppm available chlorine).

Disposal of infectious materials: Use disposable latex gloves, gowns, masks, and eye coverings. Blood and other body fluids must be autoclaved and disposed of according to local regulations for infectious waste disposal.

Sanitization Directions for Use

[For] Sanitizing

Food Contact Surfaces

-or-

To sanitize *insert use surface(s) from Table 1* -and/or- *insert surface material(s) from Table 3*

Use 2 teaspoons -or- 2 tsp of this product per gal[lon] of water to prepare a 185 ppm available chlorine solution [(equivalent performance to 200 ppm [[test] standard])]. Use chlorine test strips to quantify the available chlorine. If the available chlorine is less than desired, add a small amount of product slowly and carefully to the dilution and determine the available chlorine with a fresh chlorine test strip. Repeat these steps, as needed, until the desired concentration of chlorine is achieved. Wash, wipe, or rinse items with detergent and water, then apply sanitizing -or- bleach solution. Allow surface to remain visibly wet for 2 min[utes]. Air dry.

Non-Food Contact Surfaces

-or-

To sanitize *insert use surface(s) from Table 1* -and/or- *insert surface material(s) from Table 3*

Use 1/2 cup of this product per 1 gal[lon] of water. Wash, wipe, or rinse items with detergent and water, then apply sanitizing -or- bleach solution. Allow surface to remain visibly wet for 2 min[utes]. Air dry.

Hospital Use

[For] Hospital -and/or- Healthcare Use -or- Disinfection

-or-

To Kill *Pseudomonas aeruginosa*

Must either use “Pre-wash surface.” *within directions, or add* “For visibly soiled surfaces, preclean surfaces before disinfecting.” **at the end of directions.** Mix 1/3 cup of this product -or- bleach per 3/4 gal[lon] water. [Pre-wash surface,] mop or wipe with bleach solution. Allow surface to remain visibly wet for [at least] 6 min[utes]. Rinse well and air dry. [For visibly soiled surfaces, preclean surfaces before disinfecting.]

Allergens¹⁰ Directions for Use

To remove -or- wipe away allergens -and/or- to clean [hard, nonporous surfaces]: Use 1/3 cup of this product per 1 gal[lon] of water. Apply diluted product directly to sponge -or- cloth -or- rag -or- mop. Wipe surface completely. [Rinse.] [Allow to air dry].

CONSUMER [HOUSEHOLD] HINTS -or- USES

Clean[ing] Flower Pots and Planters

Cleaning flower containers helps prevent the transfer of molds and diseases from old plants to new ones. Wash and [thoroughly] rinse pots and planters. Soak 6 min[utes] in a solution of 1/3 cup of this product to 1 gal[lon] of water, then rinse.

Cold & Flu [[To] Reduce the Spread²³ of Cold & Flu Viruses³ -or- [To] Kill [the] Flu Virus¹¹:]

This product kills [99.9% of] cold & flu viruses³ to reduce the spread²³ of cold & flu viruses³ [in high traffic areas and children's items.] Disinfect cribs, high chairs, and washable colorfast hard, nonporous toys with this product: **Must either use** "Pre-wash surface." **within directions, or add** "For visibly soiled surfaces, preclean surfaces before disinfecting." **at the end of directions.** Use 1/3 cup of this product -or- bleach per 1 gal[lon] water. [Pre-wash surface,] mop or wipe with bleach solution. Allow surface to remain visibly wet for [at least] 6 min[utes]. Rinse well and air dry. [For visibly soiled surfaces, preclean surfaces before disinfecting.]

Deodorizing Cat's Litter Box

Unpleasant cat box odors can be eliminated when this product is used to kill odor-causing germs. Wash litter box with sudsy water and rinse. Then wipe with a solution of 1/3 cup of this product per gal[lon] of water. Allow surface to remain visibly wet for 6 min[utes] before rinsing thoroughly.

Disinfecting Baby Furniture and Hard, Nonporous Toys -or- Hard, Nonporous Kid's Toys

Painted and enameled cribs, changing tables and high chairs, plastic mattress covers and bumpers, and washable colorfast hard, nonporous toys are disinfected easily with this product. Plus, this product kills [99.9% of] common household⁵⁶ germs, including those that cause odors. This product leaves baby's room clean and fresh smelling. **Must either use** "Pre-wash surface." **within directions, or add** "For visibly soiled surfaces, preclean surfaces before disinfecting." **at the end of directions.** Disinfect with a solution of 1/3 cup this product in 1 gal[lon] of water. [Pre-wash surface,] mop or wipe with bleach solution. Allow surface to remain visibly wet for [at least] 6 min[utes]. Rinse well and air dry. [For visibly soiled surfaces, preclean surfaces before disinfecting.]

Disinfect[ing] Pet Areas -and/or- Nonporous Toys -and/or- Accessories

This product can disinfect your pet areas -and/or- nonporous toys -and/or- accessories. Disinfect with a solution of 1/3 cup product in 1 gal[lon] of water. [Pre-]wash surface, soak or wipe with bleach solution[. Allow surface to remain visibly wet] for at least 6 min[utes]. Rinse well and air dry. **Must remove brackets if either Feline Parvovirus or Canine Parvovirus is listed on the label.** [For Feline Parvovirus -and/or- Canine Parvovirus use 1/2 cup of this product per 1 gal[lon] of water. Allow surface to remain visibly wet for 10 min[utes].]

Eliminating Garbage Can -and/or- Diaper Pail Odors

This product can deodorize and sanitize your garbage cans -and/or- diaper pail by eliminating the bacteria that cause odors. Wash garbage cans -and/or- diaper pail with soapy water and rinse. Then to deodorize and sanitize, swish a solution of 1/3 cup of this product per 1 gal[lon] of water over the inside of the can. Allow surface to remain visibly wet for 6 min[utes] before rinsing.

Eliminating Refrigerator Odors

This product kills odor causing bacteria and leaves your refrigerator smelling fresh and clean. Use it inside and out. Remove food before using this product. Wash surfaces with a solution of 2 teaspoons -or- 2 tsp of this product per gal[lon] of water. Allow surface to remain visibly wet for 2 min[utes]. Rinse and then air dry interior surfaces a few min[utes] before replacing food.

Keep[ing] Christmas Trees Fresher Longer

To prolong the life of a fresh cut tree, instead of using plain water in the tree stand bowl, use a solution of 1/2 Tablespoon -or- Tbsp product per 1/2 gal[lon] hot water, 1 cup corn syrup and 1/8 cup powdered chelated iron (available from local nurseries).

Keep[ing] Cut Flowers Fresh Longer

Fresh cut flowers will stay beautiful longer if you add 1/4 teaspoon -or- tsp of this product to 1/3 gal[lon] of cold water. This product can also be used to remove flower vase stains and odors. Wash the vase thoroughly and then fill with a solution of 1/3 cup bleach to (1) gal[lon] water. Allow surface to remain visibly wet for 6 min[utes] before rinsing.

Keep[ing] Wading Pools Sanitary

As a general rule, use 1/8 cup per 100 gal[lons] of water. For example, an 8-f[oo]t diameter pool holding 1 f[oo]t of water would require 1/2 cup of this product. To chlorinate, mix required amount of bleach with 2 gal[lons] of water and scatter over surface of empty pool. Fill remainder of pool with water. Empty small pools daily.

Before draining a treated wading pool, contact your local sanitary sewer and storm drain authorities and follow their discharge instructions. Do not discharge treated pool water to any location that flows to a gutter, storm drain or natural water body unless discharge is allowed by state and local authorities.

Kitchen and Bathroom

Clean, disinfect and deodorize sinks, countertops, bathtubs, showers, floors, vinyl and glazed tile.

- 1) Wash, wipe or rinse items with water.
- 2) Apply disinfecting solution of 1/3 cup of this product per 1 gal[lon] of water.
- 3) Allow surface to remain visibly wet for 6 min[utes] before rinsing.
- 4) Rinse thoroughly and air dry.

Removing Exterior Mold Stains

Mold stains on colorfast exterior surfaces of your home, like siding, tile roofs, sealed brick, stucco and patio stone can be easily removed using this product. First, hose surfaces to remove loose soil. Then apply a solution of 1/3 cup of this product -or- bleach per 1 gal[lon] of water to wet surfaces. Reapply the solution as needed to keep the area wet for 10 min[utes]. Rinse thoroughly to remove residue. [Avoid applying solution in direct sunlight or to unfinished wood.] Rinse quickly and thoroughly if solution comes in contact with aluminum window frames or gutters since metal corrosion may occur.

Removing Mold and Mildew

[Mold and mildew in the bathroom can be removed easily and effectively using this product.] Simply wipe down surfaces using a solution of 1/3 cup of this product -or- bleach to 1 gal[lon] of warm water. Allow surface to remain visibly wet for 10 min[utes]; then rinse thoroughly and wipe dry.

Removing Patio Moss and Mildew Stains

Protect nearby plants and grass by watering area thoroughly before and after product use. Patio moss and mildew stains can be unsightly, slippery and dangerous. Hose patio to remove loose debris. Then use this product to remove moss and mildew stains by washing the area with a solution of 1/3 cup of this product to 1 gal[lon] of water. Reapply the solution as needed to keep the area wet for 10 min[utes]. Brush as needed to remove moss and then rinse thoroughly. [Do not use on painted wood.] Avoid excessive runoff near plants.

[To] Sanitize -or- Sanitizing and Remove -or- Removing Stains from Kitchenware

Tough stains can be removed from china, dinnerware, dishes, plastic and glassware with this product. Plus, this product sanitizes as it cleans. Wash items thoroughly as you normally would. Then soak for 2 min[utes] in a solution of 2 tsp of this product to each gal[lon] of water. Then drain and air dry.

Keep[ing] Carved Pumpkins -or- Jack-o-Lanterns Fresh[er] Longer

To prolong the life of your carved pumpkin -or- jack-o-lantern, mix 1 teaspoon -or- tsp of *insert ABN* with 1 gal[lon] of water. Fill a spray bottle with the [diluted bleach] solution. After carving your pumpkin [as desired], generously spray the inside [of your carved pumpkin] [with the diluted bleach solution].

Sanitize -or- Sanitizing Pet's Food and Water Bowls -or- Pet Bowl

To sanitize pet food containers, wash bowls with detergent and rinse. Fill bowls with a solution of 2 tsp of this product -or- bleach per gal[lon] of water. Allow surface to remain visibly wet for 2 min[utes], drain and air dry.

Sanitizing Baby Items

Baby bottles and dishes can be easily sanitized using this product. Soak washed items for 2 min[utes] in a solution of 2 tsp of this product per gal[lon] of water; then drain dry.

Spring Cleaning [[For] Eliminating Bacteria that Cause Household Odors:]

Sanitize and deodorize common household items, such as sinks, garbage cans, diaper pails and refrigerators by eliminating the bacteria that cause odors.

Sinks

Wash, wipe or rinse items with water. Apply solution of 1/3 cup of this product per 1 gal[lon] of water. Allow surface to remain visibly wet for 6 min[utes] before rinsing. Rinse thoroughly and air dry.

Garbage cans -and/or- Diaper pails

Wash garbage cans -and/or- diaper pails with soapy water and rinse. Swish a solution of 1/3 cup of this product per 1 gal[lon] of water over the inside of the can. Allow surface to remain visibly wet for 6 min[utes] before rinsing.

Refrigerators⁺

Remove food and allow surfaces to come to room temperature prior to application of this product. before using this product. Wash surfaces with a solution of 2 tsp of this product per gal[lon] of water. Allow surface to remain visibly wet for 2 min[utes]. Rinse thoroughly and then air dry interior surfaces a few min[utes] before replacing food.

Toilet Bowls

Disinfect and deodorize your toilet.

- 1) Flush toilet.
- 2) Pour 1/3 cup of this product into bowl.
- 3) Brush entire bowl, including rim, with a scrub brush or mop.
- 4) Allow surface to remain visibly wet for 6 min[utes] before flushing again.

Household -and/or- Residential uses; 12 fl oz, 24 fl oz, 43 fl oz, 81 fl oz, 121 fl oz

STORAGE AND DISPOSAL: Store away from children. Reclose cap tightly after each use. [This product] degrades with age and exposure to heat and sunlight. Store [this product] upright in a cool, dry area, away from direct sunlight and heat. Do not contaminate food or feed by storage, disposal or cleaning of equipment. Use diluted bleach solutions as soon as possible. Do not store. **PRODUCT DISPOSAL:** Product or rinsates that cannot be used must be diluted with water before disposal in a sanitary sewer. **CONTAINER HANDLING:** Nonrefillable container. Do not reuse or refill this container. Recycle empty container or discard in trash.

Professional -and/or- Institutional uses - including labels intended for restaurants, medical facilities, daycare facilities; 81 fl oz, 121 fl oz

STORAGE AND DISPOSAL: Store away from children. Reclose cap tightly after each use. [This product] degrades with age and exposure to heat and sunlight. Store [this product] upright in a cool, dry area, away from direct sunlight and heat. In case of spill, flood areas with large quantities of water. Do not contaminate food or feed by storage, disposal or cleaning of equipment. Use diluted bleach solutions as soon as possible. Do not store. **PRODUCT DISPOSAL:** Product or rinsates that cannot be used must be diluted with water before disposal in a sanitary sewer. **CONTAINER HANDLING:** Nonrefillable container. Do not reuse or refill this container. [Triple rinse container (or equivalent) promptly after emptying.] Recycle empty container or discard in trash.

Professional -and/or- Institutional uses to use with containers greater than 5 gallons

STORAGE AND DISPOSAL: Do not contaminate food or feed by storage and disposal of this product. **STORAGE:** Store away from children. Reclose cap tightly after each use. [This product] degrades with age and exposure to heat and sunlight. Store [this product] upright in a cool, dry area, away from direct sunlight and heat. In case of spill, flood areas with large quantities of water before discarding this container in trash.

PESTICIDE DISPOSAL: Pesticide wastes are acutely hazardous. Improper disposal of excess pesticide, spray mixture, or rinsate is a violation of Federal Law. If these wastes cannot be disposed of by use according to label instructions, contact your State Pesticide or Environmental Control Agency, or the Hazardous Waste Representative at the EPA Regional Office for guidance.

nonrefillable container

CONTAINER HANDLING AND DISPOSAL: Nonrefillable container. Do not re-use or refill this container. Triple rinse container (or equivalent) promptly after emptying. Triple rinse as follows: empty remaining contents from this container into mix tank. Pressure rinse container thoroughly. Empty rinsate into mix tank for dilution before disposal into sanitary sewer. Repeat pressure rinse procedure two more times. Recycle empty container or discard in trash. Do not contaminate food or feed by storage and disposal of this product.

refillable container

CONTAINER HANDLING AND DISPOSAL: Refillable container. Refill container with this product only. Do not reuse this container for any other purpose. Pressure rinsing the container before final disposal is the responsibility of the person disposing of the container. Cleaning before refilling is the responsibility of the refiller. To clean the container prior to final disposal, empty remaining contents from this container into mix tank. Pressure rinse container thoroughly. Empty rinsate into mix tank for dilution before disposal into sanitary sewer. Repeat pressure rinse procedure two more times. Recycle empty container or discard in trash. Do not contaminate food or feed by storage and disposal of this product.

List 1 Hard, Nonporous Surface Disinfectant Organisms		
Spore Forming Bacterium	ATCC and/or Strain	Contact Time
Clostridium difficile ^Y [(C. diff)] spore (1 part bleach + 7 parts water)	[ATCC 43598]	5 min[utes]
Mycobacterium	ATCC and/or Strain	Contact Time
Mycobacterium bovis [(BCG)] (Tuberculosis -or- TB) [†] (1 part bleach + 8 parts water)		10 min[utes]
List 2A Hard, Nonporous Surface Disinfection Organisms [Organisms for] [1/3 cup per [1] gallon water dilution -or- dosing [organism list unless noted]]		
Bacteria	ATCC and/or Strain	Contact Time
Bordetella pertussis	[ATCC 12743]	6 min[utes]
Campylobacter jejuni [(Campylobacter)]	[ATCC 29428]	6 min[utes]
Community Associated Methicillin-Resistant Staphylococcus aureus [(CA-MRSA)]	[NARSA NRS123] [Genotype USA400]	6 min[utes]
Klebsiella aerogenes tested as Enterobacter aerogenes	[ATCC 13048]	6 min[utes]
Escherichia coli O157:H7 [(E. coli)]	[ATCC 35150]	6 min[utes]
Extended Spectrum Beta Lactamase producing Escherichia coli [(ESBL producing E. coli)]	[ATCC BAA-196]	6 min[utes]
Legionella pneumophila	[ATCC 33153]	6 min[utes]
Listeria monocytogenes [(Listeria)]	[ATCC 19117]	6 min[utes]
Methicillin-Resistant Staphylococcus aureus [(MRSA)]	[ATCC 33591]	6 min[utes]
Multi-drug resistant Acinetobacter baumannii ^{f18†}	[ATCC 19606]	6 min[utes]
Pseudomonas aeruginosa [(Pseudomonas)]	[ATCC 15442]	6 min[utes]
Salmonella enterica [(Salmonella)]	[ATCC 10708]	6 min[utes]
Shigella dysenteriae [(Shigella)]	[ATCC 11835]	6 min[utes]
Staphylococcus aureus [(Staph)]	[ATCC 6538]	6 min[utes]
Streptococcus pneumoniae [(Strep)]	[ATCC 6305]	6 min[utes]
Streptococcus pyogenes	[ATCC 12344]	6 min[utes]
Vancomycin-Resistant Enterococcus faecalis [(VRE)]	[ATCC 51575]	6 min[utes]
Vibrio cholera	[ATCC 11623]	6 min[utes]
Yersinia enterocolitica	[ATCC 23715]	6 min[utes]
Fungi	ATCC and/or Strain	
Aspergillus brasiliensis	[ATCC 16404]	10 min[utes]
Candida albicans	[ATCC 10231]	10 min[utes]
Trichophyton interdigitale [(Athlete's Foot Fungus)]	[ATCC 9533]	10 min[utes]
Viruses Enveloped	ATCC and/or Strain	Contact Time
[‡] H1N1 Influenza A Virus [(H1N1)] [(a cause of the flu)]	[Strain A/Mexico/4108/2009 CDC #2009712192]	6 min[utes]
[‡] Avian Influenza A Virus [(H3N2)] [(a cause of the flu)]	[ATCC VR-2072] [Strain A/ Washington/897/80 X A/Mallard/ New York/6750/78]	6 min[utes]

‡Avian influenza [Type A] Virus (H5N1)	[Strain VNH5N1-PR8/CDC-RG CDC #2006719965]	6 min[utes]
‡. ‡Bovine Viral Diarrhea Virus (BVDV) (Surrogate for Human Hepatitis C Virus)	[Strain NADL]	6 min[utes]
‡Canine Influenza Virus [(H3N8)]	[Strain A/Ca/NY/105913/08]	6 min[utes]
Cytomegalovirus	[ATCC VR-538] [Strain AD-169]	6 min[utes]
‡Herpes Simplex Virus Type 1	[ATCC VR-733] [Strain F(1)]	6 min[utes]
‡Herpes Simplex Virus Type 2	[ATCC VR-734] [Strain G]	6 min[utes]
‡Human Coronavirus [(a cause of the common cold)]	[ATCC VR-740] [Strain 229E]	6 min[utes]
‡. ‡Human Hepatitis B Virus (as duck HBV) [(HBV)]	[Strain Grimaud]	6 min[utes]
‡. ‡Human Immunodeficiency Virus Type 1 [(HIV-1)]	[Strain HTLV-IIIB]	6 min[utes]
‡Influenza A Virus [Influenza A2 Virus] [(a cause of the flu)]	[ATCC VR-544] [Strain Hong Kong]	6 min[utes]
‡Influenza B Virus [(a cause of the flu)]	[ATCC VR-823] [Strain B/Hong Kong/5/72]	6 min[utes]
‡Measles Virus	[ATCC VR-24] [Strain Edmonston}	6 min[utes]
‡MERS (Middle Eastern Respiratory Syndrome) - Associated Coronavirus (MERS-CoV)	[Strain EMC/2012]	6 min[utes]
‡Mumps Virus	[ATCC VR-1438] [Strain Jones]	6 min[utes]
‡Parainfluenza virus [Type 3]	[ATCC VR-93] [Strain C243]	6 min[utes]
‡Respiratory Syncytial Virus [(RSV)]	[ATCC VR-26] [Strain Long]	6 min[utes]
‡Rubella virus [(German Measles Virus)]	[ATCC VR-1359] [Strain RA27/3]	6 min[utes]
‡SARS-associated Coronavirus	[CDC Strain 200300592]	6 min[utes]
‡SARS-CoV-2 [(cause of COVID-19)]	[Strain USA-WA1/2020]	6 min[utes]
‡SARS-CoV-2 [(cause of COVID-19)]	hCoV-19/Alpha/204820464/2020 [(B.1.1.7)] [(NR-54000)]	6 min[utes]
‡SARS-CoV-2 [(cause of COVID-19)]	hCoV-19/Beta/KRISP-EC-K005321/2020 [(B.1.351)] [(NR-54008)]	6 min[utes]
‡SARS-CoV-2 [(cause of COVID-19)]	hCoV-19/Alpha/CA_CDC_5574/2020 [(B.1.1.7)] [NR-54011]	6 min[utes]
<i>Virus Large Non-Enveloped</i>	<i>ATCC and/or Strain</i>	<i>Contact Time</i>
‡Adenovirus [Type 2] [(a cause of the common cold)]	[ATCC VR-846] [Strain Adenoid 6]	6 min[utes]
‡Rotavirus	[ATCC VR-899] [Strain SA-11]	6 min[utes]
<i>Viruses Small Non-Enveloped</i>	<i>ATCC and/or Strain</i>	<i>Contact Time</i>
‡Coxsackievirus B3 Virus	[ATCC VR-30] [Strain Nancy]	6 min[utes]
‡Enterovirus EV-D68	[ATCC VR-561]	6 min[utes]
‡Feline Calicivirus (as surrogate for Norovirus Virus)	[ATCC VR-782] [Strain F-9]	6 min[utes]
‡Hepatitis Type A Virus [(HAV)]	[Strain HM-175]	6 min[utes]
‡Murine Norovirus	[Strain MNV-1.CW1]	6 min[utes]
‡Poliovirus [Type 1]	[ATCC VR-1562] [Strain Chat]	6 min[utes]
‡Rhinovirus [Type 14] [(a cause of the common cold)]	[ATCC VR-284] [Strain 1059]	6 min[utes]

List 2B Hard, Nonporous Surface Disinfection Organisms
[Organisms for] [1/3 cup + 3/4 gallon water dilution -or- dosing [organism list unless noted]]

Viruses Enveloped	ATCC and/or Strain	Contact Time
‡, ††Ebola Virus	[Strain Zaire-Kikwit]	5 min[utes]
‡Varicella Zoster Virus	[ATCC VR-1367]	5 min[utes]

List 2C Hard, Nonporous Surface Disinfection Organism
[Organism for] [1/2 cup per 1 gallon water dilution -or- dosing [organism list]]

Virus Small Non-Enveloped	ATCC and/or Strain	Contact Time
‡Canine Parvovirus	[ATCC VR-2017] [Strain Cornell 780916-80]	10 min[utes]
‡Feline Panleukopenia Virus [(Feline Parvovirus)]	[ATCC VR-648] [Strain Phillips-Roxane]	10 min[utes]

List 3 Food Contact Sanitization

Bacteria	ATCC and/or Strain	Contact Time
Escherichia coli O157:H7 [(E.coli)]	[ATCC 35150]	2 min[utes]
Listeria monocytogenes [(Listeria)]	[ATCC 19117]	2 min[utes]
Salmonella enterica [serovar Typhi]	[ATCC 6539]	2 min[utes]
Yersinia enterocolitica	[ATCC 23715]	2 min[utes]

List 4 Non-Food Contact Sanitization

Bacteria	ATCC and/or Strain	Contact Time
Klebsiella pneumoniae [(Kleb)]	[ATCC 4352]	2 min[utes]
Staphylococcus aureus [(Staph)]	[ATCC 6538]	2 min[utes]

List 5 Laundry Sanitization

Bacteria	ATCC and/or Strain	Contact Time
Klebsiella pneumoniae [(Kleb)]	[ATCC 4352]	10 min[utes]
Methicillin-Resistant Staphylococcus aureus [(MRSA)]	[ATCC 33591]	10 min[utes]
Pseudomonas aeruginosa [(Pseudomonas)]	[ATCC 15442]	10 min[utes]
Staphylococcus aureus [(Staph)]	[ATCC 6538]	10 min[utes]

List 6 laundry Pre-soak Disinfection
[Organisms for] [1/3 cup + 1 gallon water dilution -or- dosing [organism list unless noted]]

Bacteria	ATCC and/or Strain	Contact Time
Community associated methicillin-resistant Staphylococcus aureus (CA-MRSA)	[NARSA NRS123 genotype USA400]	6 min[utes]
Extended Spectrum Beta Lactamase (ESBL) producing Escherichia coli [(ESBL producing E.coli)]	[ATCC BAA-196]	6 min[utes]
Klebsiella aerogenes	[ATCC 13048]	6 min[utes]
Legionella pneumophila	[ATCC 33153]	6 min[utes]
Salmonella enterica	[ATCC 10708]	6 min[utes]
Staphylococcus aureus	[ATCC 6538]	6 min[utes]
Streptococcus pyogenes	[ATCC 12344]	6 min[utes]

Viruses Enveloped	ATCC and/or Strain	Contact Time
‡2009-H1N1 Influenza A Virus [(Novel H1N1)] [(a cause of the flu)]	[Strain A/Mexico/4108/2009 CDC #2009712192]	6 min[utes]
‡Avian Influenza A Virus [(H3N2)] [(a cause of the flu)]	[ATCC VR-2072] [Strain A/Washington/897/80 X A/ Mallard/New York/6750/78]	6 min[utes]
‡Avian Influenza A Virus (H7N9)	[Strain wildtype A/Anhui/1/2013, CDC # 2013759189]	6 min[utes]
‡Avian influenza [Type A] Virus (H5N1)	[Strain VNH5N1-PR8/CDC-RG CDC #2006719965]	6 min[utes]
‡. ‡Bovine Viral Diarrhea Virus (BVDV) (Surrogate for Human Hepatitis C Virus)	[Strain NADL]	6 min[utes]
‡Canine Influenza Virus [(H3N8)]	[Strain A/Ca/NY/105913/08]	6 min[utes]
‡Cytomegalovirus	[ATCC VR-538] [Strain AD-169]	6 min[utes]
‡Human Coronavirus [(a cause of the common cold)]	[ATCC VR-740] [Strain 229E]	6 min[utes]
‡. ‡Human Hepatitis B Virus (as duck HBV) [(HBV)]	[Strain Grimaud]	6 min[utes]
‡. ‡Human Immunodeficiency Virus Type 1 [(HIV-1)]	[Strain HTLV-IIIB]	6 min[utes]
‡Influenza A Virus [Influenza A2 Virus] [(a cause of the flu)]	[ATCC VR-544] [Strain Hong Kong]	6 min[utes]
‡Influenza B Virus [(a cause of the flu)]	[ATCC VR-823] [Strain B/Hong Kong/5/72]	
‡Measles Virus	[ATCC VR-24] [Strain Edmonston]	6 min[utes]
‡Mumps Virus	[ATCC VR-1438] [Strain Jones]	6 min[utes]
‡Parainfluenza Virus [Type 3]	[ATCC VR-93] [Strain C243]	6 min[utes]
‡Rubella Virus [(German Measles Virus)]	[ATCC VR-1359] [Strain RA27/3]	6 min[utes]
‡SARS-CoV-2 [(cause of COVID-19)]	[Strain USA-WA1/2020]	6 min[utes]
‡SARS-CoV-2 [(cause of COVID-19)]	hCoV-19/Alpha/204820464/2020 [(B.1.1.7)] [(NR-54000)]	6 min[utes]
‡SARS-CoV-2 [(cause of COVID-19)]	hCoV-19/Beta/KRISPEC-K005321/2020 [(B.1.351)] [(NR-54008)]	6 min[utes]
‡SARS-CoV-2 [(cause of COVID-19)]	hCoV-19/Alpha/CA_CDC_5574/2020 [(B.1.1.7)] [(NR-54011)]	6 min[utes]
Virus Large Non-Enveloped	ATCC and/or Strain	Contact Time
‡Rotavirus	[ATCC VR-899] [Strain SA-11]	6 min[utes]
Viruses Small Non-Enveloped	ATCC and/or Strain	Contact Time
‡Feline Calicivirus (as surrogate for Norovirus Virus)	[ATCC VR-782] [Strain F-9]	6 min[utes]
‡Poliovirus [Type 1]	[ATCC VR-1562] [Strain Chat]	6 min[utes]
‡Rhinovirus [Type 14] [(a cause of the common cold)]	[ATCC VR-284] [Strain 1059]	6 min[utes]

Antimicrobial Claims

- **XX** hour [surface] protection against -or- from odor-causing bacteria[△] growth **X is less than or equal to 72 hours**
- 1/3 cup^{††, 44} kills [99.9% of] [common -and/or- household⁵⁶] germs^[19]
- 3-in-1: Cleans²⁴, whitens, and disinfects
- 5-in-1: cleans²⁴, disinfects, whitens, brightens [and] removes odors
- [43 fl oz bottle] Makes 16 gal[lons] of disinfecting solution **this claim to be used only for 43 fl oz bottle**
- 50% more [[hard surface] disinfecting] uses [per [1 -or- one] cup] [of bleach]^{24, 35 -or- 43}
- [81 fl oz bottle] Makes 30 gal[lons] of disinfecting solution **this claim to be used only for 81 fl oz bottle**
- A few surprising uses of bleach -or- **This Product**. Disinfecting [pet] toys -and/or- Sanitizing baby bottles -and/or- sippy cups -and/or- plastic cutting boards -and/or- travel mugs -and/or- pet bowls
- A germicide & disinfectant
- Antibacterial
- Bactericide
- Bactericidal
- Breaks down dust mite matter and pet dander
- Can be used to disinfect your pet's accessories and nonporous toys
- Can be used to sanitize -and/or- clean your baby's laundry -and/or- clothes -and/or- cloth diapers
- Clean²⁴. Disinfect. Protect.¹²
- Clean[ing][s] -and/or- disinfect[ing][s] -and/or- [the -or- your] **insert site(s) from Table 2** areas against -or- from -or- by killing [99.9% of] [household] germs^[†] -and/or- bacteria -and/or- viruses[‡]
- Cleans -and/or- Disinfects [50% more area -or- surfaces -or- surface area [per bottle]]³³
- Clean -and/or- disinfect -and/or- deodorize **XX** sq ft with every use^P **XX is no greater than 30**
- Clean[s] -and/or- Disinfect[s] [your] laundry in pre-soak
- Clean[s] away -or- out and Kill[s] -or- Eliminate[s] -or- Destroy[s] -or- Remove[s] -or- Wipe[s] away -or- out -or- Get[s] rid of [99.9% of] **must remove brackets around 99.9% when "eliminate[s]" or "Get[s] rid of" in claim** [the] bacteria -and/or- germs^[†] -and/or- viruses[‡] [commonly found in **insert site(s) from Table 2** areas]
- Clorox[®] Disinfecting Bleach -or- **insert ABN** kills household germs every time -or- the first time
- Confidence it -or- **insert ABN** cleans. [Confidence it -or- **insert ABN** kills germs]
- Denatures allergens¹⁰ hidden in fabric fibers
- Disinfect -and/or- Deodorize -and/or- Kill [99.9% of] Germs^[†] on **insert surface(s) from Table 1** -and/or- **insert surface material(s) from Table 3** -and/or- in **insert site(s) from Table 2**
- Disinfect for a Clorox[®] [bleach] clean
- Disinfectant
- Disinfecting
- Disinfection you can trust, clean you can see
- Disinfects
- Disinfect[s] -and/or- kill[s] [99.9% of] germs with only 1/3 cup
- Disinfects -and/or- Sanitizes -and/or- Deodorizes -and/or- Eliminates Odors -and/or- cleans [around the house^P]
- Disinfect[s] -and/or- sanitize[s] **XX[+]** surfaces -or- sites **XX is equal to or less than the number of use surfaces in Table 1 or use sites in Table 2**
- Disinfects -and/or- Sanitizes -and/or- Kills Mildew -and/or- Deodorizes
- Disinfects **insert site(s) from Table 2**
- Disinfects hard, nonporous surfaces against **insert organism(s) from List 1** -and/or- **List 2A** -and/or- **2B** -and/or- **2C, with correct corresponding dilution in Directions For Use**
- Disinfects hard, nonporous surfaces against SARS-CoV-2 [the cause of -or- the coronavirus that causes COVID-19] [in 6 min[utes]]
- Disinfects laundry against **insert hard surface disinfection organism(s) from Organism Table** in pre-soak
- Disinfects pet areas, accessories and nonporous toys [including kennels -and/or- litter boxes -and/or- floors]
- Disinfects small quantities of drinking water in emergency situations⁴⁸
- Disinfects in your home^P -and/or- kitchen -and/or- bathroom -and/or- garage-and/or- sink -and/or- tub -and/or- toilet
- Disinfects -or- Disinfecting for dozens of surfaces [in your home^P]
- Disinfects the hard, non-porous surfaces your family touches the most
- Disinfects your baby's -or- workout clothes -or- laundry in pre-soak
- Disinfects [your] laundry in pre-soak and [your] home -and/or- office
- Effective against [2009] H1N1 [Flu Virus]
- Effective [against] -or- Kill[s] **insert organism(s) from List 1** -and/or- **List 2A** -and/or- **2B** -and/or- **2C, with correct corresponding dilution in Directions For Use**
- Effective against -or- Kills SARS-CoV-2 [the cause of -or- the coronavirus that causes COVID-19] [in 6 min[utes]]^P
- Eliminates 99.9% of germs -and/- bacteria
- Eliminates odor causing bacteria and prevents the build-up of odors in your [H[igh] E[fficiency]] laundry machine
- Eliminates Odors, Whitens and Disinfects
- Engineered to clean, designed to disinfect
- For institutional use
- Fungicidal
- Fungicide
- Germicidal
- Germicide
- Gets Rid Of 99.9% of Germs^[†] -and/or- Dirt
- Healthcare disinfection -or- disinfectant
- [Helps] Eliminate[s] -or- Reduce[s] odor[-causing bacteria] [from your [H[igh] E[fficiency]] machine]
- [Helps] Prevent[s] [the] build-up of odor-causing bacteria [in your machine]
- Hospital Disinfectant³⁸
- Hygienic clean
- Inexpensive and effective business-place disinfectant
- Institutional disinfection -or- disinfectant
- It's amazing what you can use **this product for[:]** disinfecting toys -and/or- sanitizing baby bottles -and/or- sippy cups -and/or- plastic cutting boards -and/or- travel mugs -and/or- pet bowls
- Keeps odor-causing bacteria[△] from growing for (up to -or- as long as) **XX** hours **XX is less than or equal to 72 hours**
- Keeps -or- prevents odor-causing bacteria[△] from coming back for [up to] **XX** hours **XX is less than or equal to 72 hours**
- Kills [99.9% of] antibiotic-resistant bacteria³⁰
- Kill[s] [99.9% of] bacteria on the surfaces you[r kids] touch every day

- Kills [99.9% of] [common household⁵⁶] germs^[†] -or- bacteria
- Kills [99.9% of] flu virus¹¹
- Kills 99.9% of [common household⁵⁶] germs -or- bacteria -or- cold and flu viruses³ in 6 min[utes] **This claim is only to be used on labels with organisms/use instructions with a 6 minute contact time. Not to be used for labels listing Canine Parvovirus, Feline Parvovirus -or- Feline Panleukopenia Virus, or Mycobacterium bovis because these organisms have a 10 minute contact time.**
- Kills 99.9% of Germs^[†] -and/or- Viruses[‡] -and/or- Bacteria -and/or- COVID-19 Virus[◇]
- Kills 99.9% of Germs -and/or- Viruses[‡] -and/or- Bacteria -and/or- COVID-19 Virus [and] Variants[⊗]
- Kills [99.9% of] germs^[†] commonly found in public or commercial facilities
- Kills [99.9% of] germs for a clean[er] home^P
- Kills [99.9% of] germs in your laundry⁹
- Kills [99.9% of] [household] mold [and mildew]
- Kills [99.9% of] [household] viruses that [can] cause colds and the flu^[3]: Rhinovirus [Type 14] and Influenza A Virus] **must either use qualifier or list organisms**
- Kills 99.9% of Klebsiella pneumoniae
- Kills 99.9% of **insert organism(s) from List 5** in your laundry
- Kills [99.9% of] **insert organism(s) from List 1** -and/or- **List 2A** -and/or- **2B** -and/or- **2C** -and/or- [Avian -and/or- H1N1 -or- H5N1 -or- H7N9] influenza A Virus -or- flu virus¹¹ -and/or- MRSA¹³ -and/or- SARS²⁵ -and/or- Mold²⁶ -and/or- C. diff^{Y, 27} and/or- MERS Co-V²⁸ -and/or- Norovirus²⁹ -and/or- E. Coli¹⁶ -and/or- Salmonella¹⁴ -and/or- Staph¹⁵ -and/or- Strep⁷ -and/or- Kleb¹⁷ -and/or- TB⁴⁵ [**with correct corresponding dilution in Directions For Use**] [on **insert surface(s) from Table 1** -and/or- **insert surface material(s) from Table 3**] [in **insert site(s) from Table 2**]
- Kills 99.9% of **insert organism(s) from List 3**³⁹ -and/or- **insert organism(s) from List 4**
- Kills [99.9% of] germs^[†] -and/or- bacteria [around your home^P]
- Kills [99.9% of] surface germs^[†] and bacteria⁴²
- Kills 99.9% of Staphylococcus aureus [in 2 min[utes]]³⁹
- Kills [99.9% of] [the] cold -and/or- flu virus¹¹ -or- 3 -and/or- 21
- Kills [99.9% of] [the] germs^[†] around your home^P -or- house^P
- Kills [99.999% of] Clostridium difficile^Y [(C. diff)] spores
- Kill[s] -and/or- Disinfect[s] -and/or- Eliminate[s] **must remove brackets around 99.9% when “eliminate[s]” or “Get[s] rid of” in claim** [99% of] -and/or- Remove[s] -and/or- Get[s] rid of -and/or- more bacteria -and/or- viruses[‡] -and/or- germs [than before]³²
- Kill[s] -and/or- eliminate[s] -and/or- disinfect[s] -and/or- remove[s] -and/or- get[s] rid of -and/or- reduces [99.9% of] **must remove brackets around 99.9% when “eliminate[s]” or “Get[s] rid of” in claim** [the] bacteria -and/or- germs^[†] - and/or- viruses[‡] [commonly] found on **insert surface(s) from Table 1** -and/or- **insert surface material(s) from Table 3** -and/or- in [the] **insert site(s) from Table 2**
- Kill[s] -and/or- eliminate[s] -and/or- disinfect[s] -and/or- remove[s] -and/or- get[s] rid of -and/or- reduces [99.9% of] **must remove brackets around 99.9% when “eliminate[s]” or “Get[s] rid of” in claim** [the] cold virus²¹ -and/or- flu virus¹¹ -or- cold and flu viruses³ [commonly] found on **insert surface(s) from Table 1** -and/or- **insert surface material(s) from Table 3** -and/or- in [the] **insert site(s) from Table 2**
- Kill[s] -and/or- eliminate[s] -and/or- disinfect[s] -and/or- remove[s] and/or- get[s] rid of -and/or- reduces [99.9% of] **must remove brackets around 99.9% when “eliminate[s]” or “Get[s] rid of” in claim** [the] insert organism(s) from List 2A -and/or- 2B -and/or- 2C, with correct corresponding dilution in Directions For Use [commonly] found on **insert surface(s) from Table 1** -and/or- **insert surface material(s) from Table 3** -and/or- in [the] **insert site(s) from Table 2**
- Kills -and/or- removes -and/or- Eliminates [99.9% of] **must remove brackets around 99.9% when “eliminates” in claim insert organisms from List 2A in your laundry** in-pre-soak
- Kills -and/or- Removes -and/or- Eliminates germs [your] detergent[s] [can -or- may] leave[s] behind
- Kill[s] -and/or- effective against Avian influenza virus [on hard, nonporous surfaces]
- Kills Aspergillus brasiliensis [(mold -and/or- mildew)] [in 10 min[utes]]
- Kills bacteria on hard, nonporous surfaces that can cause food-borne illness³⁴
- Kills Canine Parvovirus^[46] [in 10 min[utes]] **Qualifier required unless “in 10 min[utes]” in claim**
- Kills Clostridium difficile^Y (C. diff) spores
- Kills cold and flu viruses³ [in 6 minutes] [in pre-soak]
- Kills COVID-19 Virus [and] Variants[⊗]
- Kills Enterovirus EV-D68 [in 6 min[utes]]
- Kills Extended Spectrum Beta Lactamase producing Escherichia coli [(ESBL producing E. coli)] [in 6 min[utes]] -or- Kills ESBL producing E. coli^{§§§§} [in 6 min[utes]]
- Kills Feline Parvovirus^[46] in [10 min[utes]] **Qualifier required unless “in 10 min[utes]” in claim**
- Kills Germs^[†] and Removes Odors
- Kills Germs, Cleans -and/or- Eliminates Greasy Messes
- Kills germs [during cold and flu season] [when it matters most -and/or- in your home^P]
- Kills **insert organism(s) from List 5** [in your laundry]
- Kills **insert organism(s) from List 2A, with correct corresponding dilution in Directions For Use with a 6 minute contact time** [in 6 min[utes]]
- Kills **insert organism(s) from List 3** [in 2 min[utes]]³⁹
- Kills most common viruses harmful to pets⁵⁸
- Kills Mycobacterium bovis -or- TB -or- Tuberculosis^[46] [in 10 min[utes]] **Qualifier required unless “in 10 min[utes]” in claim**
- Kills Methicillin-Resistant Staph¹³ [(MRSA)] [in 6 min[utes]]
- Kill[s] more bacteria -and/or- germs -and/or- viruses[‡] [with less] [bleach] [than before]³³
- Kills -or- Disinfects against -or- Effective against [the] COVID-19 virus[◇] -or- virus that causes COVID-19[◇] [in 6 min[utes]]
- Kills -or- removes mold [and mildew]
- Kills H1N1 influenza A Virus [(formerly called swine flu)]
- Kills Pseudomonas aeruginosa [in 6 min[utes]]³⁸
- Kills viruses[‡], disinfects[,] [and] deodorizes
- Laundry pre-soak disinfectant
- Make -or- create -or- mix your own disinfecting -and/or- [32oz] [bleach] spray [solution]⁵⁷
- Makes **XX** 32oz bottles of [disinfecting] [bleach] spray solution **XX equals the number of ounces in the bleach bottle/jug**

- Makes water okay to drink in emergency situations⁴⁸
- Mildewcide
- Mildewcidal
- Neutralizes allergens¹⁰ hidden in fabric fibers
- Prevents -or- Inhibits -or- Stops -or- Protects surfaces against -or- Reduces odor-causing bacteria[△] growth -or- the growth of odor-causing bacteria[△] [for [up to] **XX hours**] **XX is less than or equal to 72 hours**
- Proven disinfection [the first time -or- every time]
- Proven to kill germs [the first time -or- every time]
- Pseudomonacidal⁶
- Reduces exposure to Clostridium difficile^Y [(C. diff)] -or- C. difficile^Y -or- C. diff.⁴¹ **institutional use only**
- Reduces exposure to Methicillin-Resistant Staphylococcus aureus [(MRSA)]⁴¹ **institutional use only**
- Reduces the spread²³ of [the] cold and flu viruses³ [in your home^P -or- office]
- Removing -or- Killing -or- Eliminating [99.9% of] **must remove brackets around 99.9% when “eliminating” in claim** germs^[†] -and/or- bacteria -and/or- viruses[‡] [since 1913] [for [more than -or- over] 100 years]
- Remove[s] bacteria from your children’s hard, nonporous toys
- Removes 99% of [common] [non-living] [household] allergens¹⁰
- Removes stains and mildew
- Sanitization -and/or- disinfection [the first time -and/or- every time]
- Sanitizer
- Sanitizes [and removes stains]
- Sanitizes [every load] [of your] laundry
- Sanitizes garbage -or- trash cans
- Sanitizes hard, nonporous [food-contact] surfaces against **insert organism(s) from List 3**
- Sanitizes hard, nonporous [nonfood-contact] surfaces against **insert organism(s) from List 4**
- Sanitizes hard, nonporous surfaces against **insert organism(s) from List 3** -and/or- **insert organism(s) from List 4**
- Sanitizes laundry against **insert organism(s) from List 5**
- Sanitizes your baby’s -or- workout clothes -or- laundry
- Sanitize your home^P -and/or- kitchen -and/or- bathroom -and/or- garage -and/or- sink -and/or- tub -and/or- toilet exterior **use instructions will be included for all use sited selected**
- Sanitizes [your] laundry and disinfects [your] home^P
- Sanitizing
- Scientifically proven to remove common non-living household allergens¹⁰ on hard surfaces around the home
- Streptocidal⁷
- Staphylocidal²
- Stop[s] -or- Kill[s] -or- Eliminate[s] -or- Destroy[s] -or- Remove[s] -or- Wipe[s] away -or- out -or- Get[s] rid of [99.9% of] **must remove brackets around 99.9% when “eliminate[s]” or “Get[s] rid of” in claim** [the] germs^[†] -and/or- bacteria -and/or- mold -and/or- viruses³ -or- 11 -or- 21 [that [can] cause [the] [common] cold -and/or- flu] [in your **insert site(s) from Table 2** -and/or- area]
- Stops -or- prevents -or- inhibits -or- Reduces odor-causing bacteria^[‡] [△] [re-]growth [for [up to] **XX hours**] **XX is less than or equal to 72 hours**
- Tested [and proven effective] against SARS-CoV-2 [the cause of -or- the coronavirus that causes COVID-19] [in 6 min[utes]]^P
- Tested -and/or- Proven [Effective] on COVID-19 Virus [and] Variants^z
- The solution for your business’s disinfecting -and/or- cleaning^[24] needs **qualifier required when both “disinfecting” and “cleaning” in claim**
- [This holiday season,] don’t forget to disinfect -and/or- clean^[24] **qualifier required when both “disinfect” and “clean” in claim** your **insert surface(s) from Table 1** -and/or- **insert surface material(s) from Table 3** [with a solution of bleach]
- [This holiday season,] don’t forget to sanitize -or- clean^[24] **qualifier required when both “sanitize” and “clean” in claim** your **insert surface(s) from Table 1** -and/or- **insert surface material(s) from Table 3** [with a solution of bleach]
- [**This Product**] was tested using the AOAC Use-Dilution method
- [**This Product**] Removes the dirt -and/or- stains you see and the germs^[†] you don’t see
- [**This Product**.] Useful in so many ways: Disinfect [pet] toys -and/or- Sanitize baby bottles -and/or- sippy cups -and/or- plastic cutting boards -and/or- travel mugs -and/or- pet bowls
- [**This Product**] Whiten[s]. -and/or- Remove[s] Stains. -and/or- Clean[s]^[24]. -and/or- Disinfect[s].
- To Kill -or- Kills Staph (Staphylococcus aureus) -and/or- Salmonella (Salmonella enterica) -and/or- Pseudomonas aeruginosa³⁸ -and/or- Cold & Flu Viruses³ -and/or- Trichophyton interdigitale [(Athlete’s Foot Fungus)]
- Use 1/3 cup bleach in 1 gal[lon] of water to kill [99.9% of] these [common -and/or- household] germs: **Insert organism(s) from List 2A**
- Use 1/3 cup bleach in 1 gal[lon] of water to kill Pseudomonas aeruginosa [(Pseudomonas) -and/or- [99.9% of] these [additional] viruses[‡]: **Insert organism(s) from List 2A**
- Virucidal[‡]
- Virucide[‡]
- Whitening -and/or- cleaning^[24] -and/or- disinfecting made easy **qualifier required when both “disinfecting” and “cleaning” in claim**
- Whitens, Deodorizes, and Disinfects
- Wipes away 99% of [common] [non-living] [household] allergens¹⁰

Emerging Viral Pathogen Claims

This product qualifies for emerging viral pathogen claims per the EPA’s “Guidance to Registrants: Process for Making Claims Against Emerging Viral Pathogens not on EPA-Registered Disinfectant Labels” when used in accordance with the appropriate use directions for use indicated below.

Product name -or- **this product** meets the criteria to make claims against certain emerging pathogen claims from the following viral categories:

- Enveloped viruses
- Large non-enveloped viruses
- Small non-enveloped viruses

<i>For an emerging viral pathogen that is a/an..</i>	<i>..follow the directions for use for the following organisms on the label.</i>
Enveloped virus	Canine Parvovirus Feline Parvovirus [Feline Panleukopenia Virus]
Large, non-enveloped virus	Canine Parvovirus Feline Parvovirus [Feline Panleukopenia Virus]
Small, non-enveloped virus	Canine Parvovirus Feline Parvovirus [Feline Panleukopenia Virus]

This product has demonstrated effectiveness against viruses similar to **insert name of emerging virus** on hard, nonporous surfaces. Therefore, **This product** can be used against **insert name of emerging virus** when used in accordance with the directions for use against **insert name of supporting virus(es)** on hard, nonporous surfaces. Refer to the CDC -or- OIE website at **insert pathogen-specific website address** for additional information.

Insert name of illness/outbreak is caused by **insert name of emerging virus**. **This product** kills similar viruses and therefore can be used against **insert name of emerging virus** when used in accordance with the directions for use against **insert name of supporting virus(es)** on hard, nonporous surfaces. Refer to the CDC -or- OIE website at **insert pathogen-specific website address** for additional information.

General/Miscellaneous Claims

- 1/3 cup = 1 load
- 1/3 cup - concentrated
- 2 in 1 solution for cleaning and laundry
- 2-in-1 laundry and cleaning
- 2 -or- 3 value size bottles
- 2 -or- Twin pack
- [3-in-1 clean] [3x clean]: Cleans, whitens and removes stains
- 3x filtered [for the purest bleach]
- 10x deep cleaning benefits^f
- [25% -or- 1.25X] [More] Concentrated [bleach] [formula][!]³⁵
- 25% more [powerful] whitening -and/or- brightening -and/or- cleaning -and/or- deodorizing [power]³⁵
- 25% more whitening -and/or- brightening -and/or- cleaning -and/or- deodorizing -and/or- bleach [power] in every drop³⁵
- [33% -or- 25% -or- 20%] More compact -or- smaller [bottle -or- dose]⁴³[!]⁴⁷
- **XX** weeks of clean [laundry]⁴⁹ -or- fresh[ness]⁵⁰ For a 121oz bottle, **XX = 22 weeks for laundry, XX = 45 weeks for cleaning**
- A classic -or- essential cleaner -or- cleaning product
- A powerful -and/or- reliable -and/or- versatile clean, [every time]
- [A][N] [EXCLUSIVE -and/or- PATENTED] Spot-free -and/or- Streak-free [clean -or- shine -or- results]
- [Active] stain -and/or- odor protection¹²
- Add **This Product** to your detergent and get more pristine whites
- Advanced -or- Proprietary whitening technology
- Advanced whitening^{l**}
- All you need is half -or- 1/3 [of] [a] cup for your laundry needs!
- Anti-Allergen (non-living)
- Best Whitening, Guaranteed [1-800-292-2200] -or- Our Best Bleach Ever
- Bleach doesn't leave behind any harsh substances -and/or- residue⁵⁵ [, just table salt]
- Bleach Works
- Bleaches Out Tough Stains
- Boosts Cold Water Cleaning -or- Washing Power
- Boost Laundry Cleaning Power
- Boosts the performance of your H[igh] E[fficiency] machine
- Bottle [designed to] improve[s] [your] bleach experience [in H[igh] E[fficiency] machines]
- Bottle designed to pour bleach easily
- [Bottle is] easy to pour in your [H[igh] E[fficiency]] machine
- Bottle is specially designed with your comfort -or- experience in mind
- BPA-free⁵¹ [package -or- packaging]
- Brighten[s] Laundry [Whites]
- Brightens whites
- Clean -and/or- whiten -and/or- brighten -and/or- deodorize with less[!]³³
- Clean-Extend formula^[12]
- Clean laundry begins with a clean machine
- Clean-Less-Often formula^[12]
- Clean More In Less Time^[12]
- Clean Pour
- Clean[-]Up In No Time
- Cleaning booster [even] in -or- on cold water washing
- [Cleans and] protects surfaces^{[12] 22}
- Cleans -and/or- Deodorizes -and/or-] Whitens -and/or- Brightens [Laundry] -and/or- Works in Cold Water[!]
- Cleans -and/or- Deodorizes [Around The House]^P
- Cleans [Even] In Cold Water!
- Cleans fast, cleans fresh
- Cleans the first time, every time
- Cleans your [H[igh] E[fficiency]] washing machine
- Clean[s] Whites
- Cleanses -and/or- whitens [the clothes]
- Coats Surfaces for Easy Cleaning
- Cold Water Booster
- [for] Commercial -and/or- Institutional Use
- [Compatible] For Use In H[igh] E[fficiency] [Washing] Machines
- Complete cleaning -and/or- whitening formula
- Complete Coverage, Total Clean
- Concentrated [cleaning power]
- Concentrated formula -or- whitening power
- Concentrated power to clean -and/or- whiten
- Concentrated **This Product**
- [[Concentrated] **This Product**] gives you the whitest whites in -or- on your energy efficient, cold water loads -or- setting
- [Concentrated **This Product** is] great for cleaning!
- Concentrated whitening -and/or- cleaning formula -or- power
- Concentrated whitening power [in every drop -or- per washload] [in [a[n] H[igh] E[fficiency] washer -or- machine]
- Convenient -or- Convenience -and/or- Small Trial -or- Size
- [Covers and] Cleans every inch^P
- Covers & Cleans - Everywhere^P
- Covers more[, -or- to] clean[s] easier^[12]
- Covers surfaces evenly to clean easier^[12]
- Deep clean
- Deep Cleans for Less Cleaning
- Deep powerful cleaning [action]
- Delivers great results in cold water [so that you don't need to wash in warm water, saving you money every year]
- Delivers great results when you use with your machine's cold water setting
- Deodorizer
- Deodorize[s]
- Deodorizing
- [Destroys -or Shields against] [common] surface destroyers^{[12.] 22}
- Detergent alone is not enough [to get out your toughest stains]
- Doesn't need the extra energy it takes to make the water hot
- Don't forget to run a[n] H[igh] E[fficiency] maintenance cycle with **This Product!**
- Dual action cleaning and whitening formula
- Easily wipe away [tough stains] -and/or- soils^{f12}
- Easy way to get whiter whites
- Easy -or- Easier to handle -and/or- pour [bottle]^[47]
- Easy to handle -and/or- use -and/or- carry -and/or- pour -and/or- store -and/or- control
- Easy [-]to[-] handle [bottle]
- Easy to use!
- Easy to use -or- [for] clean[ing] your [small] business [with] [bleach]
- Easier way to get whiter whites^{l**}
- Eliminates -or- fights odors
- Eliminates -or- Removes Odors
- Eliminates -or- removes -or- reduces lingering -and/or- unpleasant -and/or- bad smells -and/or- odors

- Eliminates [the toughest -or- tough] stains the first time -and/or- every time
- Everyday powerful [versatile] cleaning
- [EXCLUSIVE -and/or- PATENTED] Clean rinse technology -or- whitening formula
- Expand the reach of your clean
- Extends the life of your clean^[12]
- Extends time between deep cleans^[12]
- Faster clean[-]up [formula]^[12]
- Fewer than **XX** ingredients **XX is a number between 1 and 15**
- Fights dinginess better than ever [before]
- [Flip top] cap -or- closure [specially] designed for simple and secure closure -or- seal
- For colors, use/try Clorox^{2®} [For Colors] [Stain Remover] [&] [Color Booster -or- Brightener]. [It] removes the toughest [outdoor] stains better than detergent alone!
- For colors, try Clorox[®] ColorLoad[™], with the stain fighting power of oxygen
- For smart surfaces that repel stains
- For Standard and H[igh] E[fficiency] machines
- For Cold Washing
- For A Clean[er], Fresh[er] Household -and/or- and Laundry
- For H[igh] E[fficiency] -and/or- Front loading Washing Machines
- For odor-free laundry
- [For] [stain-proof -or- stain-resistant] surfaces^[12]
- For [Use in] Standard -and/or- Top Load -and/or- H[igh] E[fficiency] -and/or- Front Load [Washing] Machines
- For Use In -or- This product can be used on hard, nonporous surfaces in **insert site(s) from Table 2**
- Formulated for baby's white clothes
- Formulated to block surface stains^[12]
- Free & Clear
- Free from -or- made without - dyes, aerosols, propellants, formaldehyde, phthalates, parabens, phosphates
- [Free[!]] Measuring Cup[!]
- Free of dyes and perfumes -or- Dye [and perfume][-]free
- Freshens
- Gets Even Your Dirtiest Clothes White
- Get whitening -or- stain removal with ease
- Get[s] whites their whitest
- Gives Surfaces That Like-New Look
- Gives You A Far-Reaching Clean
- Gives you the [cleanest] [whitest] whites in standard and H[igh] E[fficiency] machines
- Gives your clean long life^[12]
- Goes Where Clean Has Never Gone Before^[12]
- [Great around the home^{[P]!}] [For cleaning and laundry!]
- Great For Cold Water [Cleaning]
- Great for [small] business cleaning
- [Great] for [the] schools -and/or- classrooms -and/or- work -and/or- [the] office
- Great for use around the home^P -and/or- workplace -and/or- laundry room
- [Great] for [use on] kid's play and/or pet living areas⁵⁴
- Great -or- ideal for **X** -or- **insert number based on approved surfaces**
- [Great -or- Perfect -or- Effective] for cleaning up after your pets -or- dogs -or- cats -or- puppies -or- kittens
- Great Value
- Great value for [small] business[es] [owners]
- Guards against stains^[12]
- [Help] keep your home clean -and/or- fresh
- [Helps] remove **X%** of everyday stains
- Helps surfaces resist stains^[12]
- Helps to maintain your H[igh] E[fficiency] machine
- Improved -or- better -or- enhanced whitening [formula]^[**]
- Improved -or- Better -or- Enhanced whitening power [in [a] standard machine -or- washer]^[**]
- In-wash booster
- **Insert number** <=5 X [protection for more -or- sparkling -or- brilliant -or- dazzling -or- vivid] clean²⁰
- [It's] Clorox[®] clean
- [Just as] gentle on bleachable fabrics [as before³⁵]
- Keep a bottle of **This Product** in the kitchen -and/or- the bathroom -and/or- the laundry room -and/or- the garage
- Keeping homes clean for over 100 -or- 100+ years -or- over a century -or- since 1913
- Keeps clothes **X%** whiter and brighter^[**]
- Keeps clothes brighter [longer]^[**]
- Keeps clothes looking newer longer^[**]
- Keeps clothes whiter and brighter^[**]
- Keeps clothes whiter^[**]
- Keeps clothes whiter longer [to save you money]^[**]
- Keeps on repelling stains^[12]
- Keeps stains from sticking [to surfaces]^[12]
- Keeps surfaces looking new -or- like new -or- their [sparkling] best
- Keeps whites brighter longer^[**]
- Keeps your whites beautiful
- [Lasting] protection from stains -and/or- messes -and/or- soils^[12]
- Laundry Looks -and/or- Smells Clean
- Lightweight bottle!
- Limited time [offering]
- Liquid cleaning washing compound
- Locks out -or- repels stains -and/or- Mold Stains -and/or- Soap Scum^[12]
- Locks out stains [to preserve surfaces]^[12]
- [Long-lasting -or- Longer] stain protection [for easier cleaning]^[12]
- [Long-lasting] stain protection [formula]^[12]
- Long Live Clean!
- Made from -or- with [simple] ingredients you can pronounce
- Made in the USA of Globally sourced materials
- Made in the USA, with US and imported ingredients
- Made with innovative processing technology
- Makes Clean Go Further^[12]
- Makes Surfaces Look -new -or- like new -or- their [sparkling] best
- Makes surfaces stain resistant -or- proof^[12]
- Make[s] [your] clean live -or- last long^[12]
- Makes [your] deep [cleaning -or clean] last longer^[12]
- [More] Clean up in less time ^[12]
- [More] Concentrated [7.5%] [bleach] [formula]^[1]^[35]
- [More -or- Better] coverage, easier cleaning^[12]
- [More -or- Better] coverage for a [better -or- easier] clean^[12]
- More Value [Than Before]
- More whitening power [in every drop] [in [a[n]] H[igh] E[fficiency] machine -or- washer]^[35]
- Multipurpose cleaning and laundry solution
- New Look -or- Presentation
- No [artificial -or- added] color[s] -or- dye[s]
- No heavy perfumes
- No lime or acids in this solution
- No VOCs

- No water spotting
 - Not for individual resale
 - Only one-third -or- 1/3 a cup for your laundry whitening needs!
 - Over a century of cleaning expertise
 - [Package] Made w/ **X%** recycled plastic^[53]
 - [Package -or- packaging] [Formula] Formulated without BPA
 - [Package -or- packaging] [Formula] Made without BPA
 - [Packaging] -or- [Formula] Made -or- produced with 100% renewable energy
 - Patented dual whitening technology
 - Patented technology for whitest whites
 - Penetrates -and/or- Removes -and/or- Repels [tough] stains -and/or- odors^[12]
 - Penetrates -and/or- removes -and/or- Repels [tough] stains [for whiter whites]^[12]
 - Pour [**This Product**] with confidence
 - Power[s] through [your toughest -or- tough] stains [with Clorox®]
 - Powerful Cleaning Action
 - Prevents stains [with every use]^[12]
 - Produced in a facility running on 100% renewable energy
 - [[Proprietary Whitening Technology] [=] [for]] Whitest Whites
 - [Proprietary Whitening Technology [=]] Guaranteed best whitening [1-800-292-2200]
 - [Proprietary Whitening Technology] keeps whites their whitest [over time][, Guaranteed] [1-800-292-2200]
 - Protective finish repels -or- locks out [future] stains -and/or- soils -and/or- messes^[12]
 - Protects against stains -and/or- soils^[12]
 - Protects against stains [for cleanup in no time]^[12]
 - Protects against [the 5 most] [common] surface destroyers [12.]^[12]
 - Protects against today's stains & tomorrow's^[12]
 - Protects -or- Shields [your] surfaces [from -or- against grimy buildup]^[12.]^[22]
 - [Protects surfaces²²,] keeps out -or- knocks down grimy build-up^[12]
 - Protects surfaces²² -and/or- stands up to stains -and/or- locks out stains^[12]
 - Protects surfaces²² from future [soap scum -and/or- mold -and/or- mildew] stains^[12]
 - Protect[s] your surfaces [superbly]^[12.]^[22]
 - Proudly Made in [The] USA -or- North America -or- The United States [of global components -and/or- ingredients.]
 - Proven to remove [the toughest -or- tough] stains [every time]
 - Quicker Clean-Up Formula^[12]
 - Reduces -or- Reduced water spotting^[12]
 - Regularly using **This Product** can save you money by helping your clothes last longer from removing stains that would have caused you to discard them
 - Removes **X** day old laundry stains
 - Removes **X%** more stains^[40]
 - [Removes and] prevents stains for a smarter clean^[12]
 - Removes and repels stains -and/or- soils^[12]
 - Removes common Non-living household Allergens
 - Remove[s] dirt
 - Removes more stains^[**]
 - Removes mold stains and mildew stains
 - Removes old set-in stains
 - Removes stains [and protects surfaces²²] [against future stains]^[12]
 - Removes stains without scrubbing
 - Removes stains without soaking
 - Removes today's stains, protects against tomorrow's^[12]
 - Removes [Tough] Stains [better than detergent alone] [and whitens whites]
 - Removes [tough] stains for whitest whites
 - Remove[s] what detergent can -or- may leave behind
 - Renews whites
 - Repels [grease -and/or- grime]^[12.]^[22]
 - Repels [nasty] surface attackers -or- destroyers^[12.]^[22]
 - Repels -or- Drives Away -or- Deflects -or- Blocks -or- Locks Out-stains ^[12]
 - Repels stains and cleans up pains^[12]
 - Repels stains -and/or soils [with every use]^[12]
 - Repels stains [with ongoing -or- repeated use]^[12]
 - Repels [the 5 most] [common] surface destroyers^[12.]^[12]
 - Revives -and/or- renews dingy whites
 - Rids -or- Gets Rid of hard to remove stains [better than detergent alone]
 - Rids -or- removes the buildup in [H[igh] E[fficiency]] machines
 - Safe to -or- for use on **insert surface material(s) from**
- Table 3**
- Same great product, new look
 - Satisfaction Guaranteed [1-800-292-2200]
 - [Saves] 33% -or- 25% -or- 20% [more] storage -or- shelf space^[47]
 - Scrub[-]Less Formula^[12]
 - Seal[s] in protection [to [help] prevent stains -or- [helps] keep[s] stains out -or- [helps] prevent[s] stains]^[12]
 - Seals surfaces [against stains -or- to lock out stains -and/or- messes]^[12]
 - Seals surfaces for easy cleaning^[12]
 - Seals surfaces to keep stains away^[12]
 - Seals surfaces, stains wash away^[12]
 - Simple but powerful ingredients
 - Smart Surfaces for Easier Cleaning^[12]
 - Smooth flow goes straight into the machine -or- gets bleach where you want it
 - Sparkling Whites
 - Specially designed [bottle -and/or- closure] for an easy -and/or- accurate pour
 - Specially designed [bottle -and/or- handle] to [help [you] get bleach where you want it [with confidence]
 - Specially designed [bottle -or- closure] for a comfortable -and/or- controlled -and/or- balanced pour -and/or- experience
 - Specially designed bottle -or- closure allows you to use bleach right
 - Specially designed bottle -and/or- handle [helps] control[s] the flow of bleach
 - Specially designed bottle -and/or- closure controls the pour
 - Specially designed bottle -and/or- closure helps prevent splashing
 - Specially formulated for maximum stability
 - [Specially formulated] [so you] [only] use 1/3 cup [for laundry use -or- for whitest whites]
 - Speed-Clean Formula ^[12]
 - Stain dissolving technology -or- dissolves stains
 - Stain guard [formula]^[12]
 - [Stain-Proof -or- Stain-Resistant] formula^[12]
 - Stain protection that lasts^[12]

- Stain-removing power
- Stain seal^[12]
- Super-Surface Protection^{[12.] 22}
- Superb Surface Protection^{[12.] 22}
- Surfaces stay clean longer^[12]
- The bleach brand used by 30 -or- thirty million moms [for 4 -or- four generations] [for [over] 100 -or- one hundred years] [since 1913]
- The concentrated cleaning power still gets whites their whitest
- The confidence of a Clorox[®] clean
- [The] cleaning -and/or- whitening power you want [when you need it]
- [The] household essential
- The Original [All -or- Multi-Purpose] Cleaner
- The power of [Clorox[®]] clean
- [The] smart[er] way to clean -or- do laundry
- The stain remover for whites
- The **This Product** bottle even has a spot for your thumb!
- [The **This Product** bottle is] designed for comfortable pouring -and/or- handling
- [[The] **This Product** bottle is] designed for easy bleach dispensing
- [The **This Product** bottle is] designed to handle the strength of bleach
- [The **This Product** bottle is] designed to mold to -and/or- easily fit in your hand
- The white line is the Clorox[®] line
- [There's clean, and then there's] Clorox[®] clean
- [This bottle] [is] [Designed to] Help[s] Prevent[s] spilling -and/or- splashing
- [**This Product**,] a clean you can smell
- [**This Product**,] an essential household item
- [**This Product**] doesn't need hot water to work
- [**This Product**,] essential for your disaster preparedness box -or- checklist -or- kit
- **This Product** Gets Even Your Dirtiest Clothes White
- [**This Product**] gives you tough stain removal and easy whitening
- [**This Product**] gives you whitening with ease -or- pouring with ease -or- controlled whitening -or- whitening without effort
- [**This Product** has a] technically advanced bottle developed for [smooth -and/or- nearly effortless] pouring
- [**This Product**] has [an] advanced cleaning -and/or- whitening technology -or- formula -or- ingredients [that is not available in detergent]
- [**This product** is] concentrated for tough stain removal and is easy to pour
- [**This Product** is] concentrated with an effective -or- precision formula [in [a[n]] H[igh] E[fficiency] washer -or- machine]
- [**This Product**,] keep a bottle in the kitchen -and/or- bathroom -and/or- laundry room -and/or- garage
- [**This Product**] lets you use cold water which requires no extra energy
- [**This Product**] makes cleaning easy
- [**This Product** has] concentrated whitening power [in an easy-to-handle bottle]
- [**This Product** was] designed with your comfort in mind
- [**This Product**,] useful in so many ways
- [This product] will not cause damage to -or- is safe for septic and waste water systems [when used as directed.]
- [**This product**] [you can] pour with confidence
- [**This product's** new sleek design is] made for modern -or- today's [generation of] -or- H[igh] E[fficiency] washing machines
- [This product -or- package is] Formulated -or- Made with 100% renewable energy⁵²
- Thumbprint for easy handling -and/or- pour -or- pouring
- Tough stain fighting power
- Try Clorox2[®] [For Colors] [Stain Remover] [&] [Color Booster -or- Brightener], a color-safe way to lose the stains, not the fun!
- Try Clorox2[®] [For Colors] [Stain Remover] [&] [Color Booster -or- Brightener] in your colored loads (it's bleach-free/chlorine-free!). Lose the stains, not the fun!
- Try Clorox2[®] [For Colors] [Stain Remover] [&] [Color Booster -or- Brightener]. It's bleach-free/chlorine-free and safe on colors!
- Try Clorox2[®] [For Colors] [Stain Remover] [&] [Color Booster -or- Brightener]. Lose the stains, keep the colors, guaranteed. Learn more at clorox.com
- Try Clorox2[®] [For Colors] [Stain Remover] [&] [Color Booster -or- Brightener]. Removes stains and brightens colors! Learn more at www.clorox.com
- Try Clorox2[®] [For Colors] [Stain Remover] [&] [Color Booster -or- Brightener] to remove the toughest [outdoor] stains better than detergent alone.
- Try Clorox 2[®][For Colors] [Stain Remover] [&] [Color Booster -or- Brightener]
- Try Clorox[®] ColorLoad™ and -or- to clean your bright whites and brilliant colors
- Try Clorox[®] ColorLoad™ for whites and colored clothing
- Try Clorox[®] ColorLoad™ [Non-Chlorine Bleach]
- Uncommon Protection Against [the 5 most] Common Surface Destroyers^{[12.] 22} [††††]
- Use **This Product** and save money—it cleans your clothes and your [H[igh] E[fficiency]] laundry machine at the same time
- Use **This Product** and see the difference [in -or- on your clothes -or- whites -or- stains]^[**1]
- Use **This product** and see the difference [in -or- on your clothes -or- whites -or- stains] [in [a[n]] H[igh] E[fficiency] washer -or- machine]^[4 -or- **]
- Use **This Product** for a clean made easy
- Use **This Product** for a Clorox[®] clean
- Use **This Product** for whitest whites
- Use **This Product** -or- Clorox[®] bleach for pristine whites
- Use **This Product** regularly to help prevent stains from building up -or- getting worse
- [Use] **This Product** [to] [effectively] remove[s] [juice -and/or- berry -or- berries -and/or- ketchup -and/or- mud -and/or- dirt -and/or- grass -and/or- coffee -and/or- red wine -and/or- spaghetti -and/or- mustard -and/or- tea stains!]
- Using **This Product** with the leading detergent whitens -or- cleans [better] in cold water than just using the leading detergent alone in warm water
- [Value -or- Size] [2 -or- 3 -or- 4] Pack
- [Versatile] Multi-purpose cleaner
- Visit -or- Check [out] our website at www.clorox.com [for more information] [on Clorox[®]]
- Washing Machine Cleaner
- Stain Protection^[12]
- White [Brite -or- Bright]
- Whitens and brightens

- Whitens -and/or- removes stains even on cold water [washing]
- Whitens better than detergent alone [and is easy to pour]
- Whitens [Bleachable Fabrics]
- Whitens [whites] [and removes [tough] stains]
- Whitens whites by removing [tough] stains
- Whitest Whites [Technology]
- [With] ACTEON™ -and/or- ACTIVE PEC™ -and/or- ADVANCED CLEAN POLYMERS™ -and/or- ADVANCED PROTECTION POLYMERS™ -and/or- BRILLIUM™ -and/or- CLOROMAX™ -and/or- DUALACTION POLYMERS™ -and/or- FACTOR 3™ -and/or- MIRACEL™ -and/or- MIRATEC™ -and/or- OPTISHIELD™ -and/or- POLYFEND™ -and/or- PROGARD™ -and/or- PROLON™ -and/or- VIBREN™ [[a] patented Clorox® [bleach] [ingredients -or- formula -or- technology -or- compound -or- complex -or- effect -or- [ingredient] blend -or- [ingredient] system -or- [ingredient] mixture

- [With] Easy[-][to][-]Grip [Handle][!]
- With [hard surface] Stain Repeller -or Repellant^[12]
- With Stain-Away Sealer^[12]
- With Stain Rejector^[12]
- With Surface Sealer^[12]
- With Stain Sentry^[12]
- Works better with detergents for long-term whitening
- Works in your maintenance cycle [too]
- Works on **X%** of everyday stains

These graphics may show a different number of bottles or different sizes or shapes to accommodate various units of sale. The arrangement of the bottle graphics and arrows may be reversed.

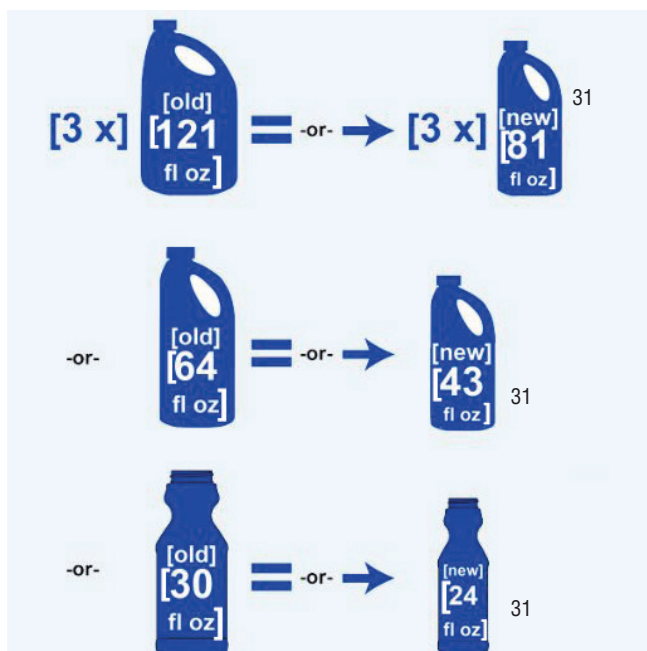


Table 1 Hard, Nonporous Use Surfaces

- [Baby] [Bath]tubs
- Baby bottles⁴
- [Bathroom] counter[top]s⁴
- Barbeque [grills]
- Bike -or- bicycle
- Brushes
- Bumpers
- Cabinet -or- drawer handles
- Cat litter boxes
- [Ceramic] glazed tile floors -and/or- counter[top]s
- Changing tables
- Combs
- Diaper pails
- Dishes⁴
- Door handles
- Faucets
- Finished woodwork (decks, fences, arbors, trellises, benches, and patio furniture)
- Floors
- Flower pots -and/or- planters
- Food Contact Surfaces⁴
- Freezers^{1, 4}
- Garbage cans
- Garbage disposals
- [Ceramic] glazed tile
- Glassware⁴
- Golf balls -and/or- clubs
- Hard, nonporous toys
- High chairs
- [Kitchen] appliances
- Latex enamel painted woodwork
- Lunchboxes
- Outdoor siding
- Ovens¹
- Painted cribs
- Pans⁴
- Plastic [baby] feeding spoons⁴
- Plastic cutting boards⁴
- Plastic mattress covers
- Plastic patio furniture
- Playground sets
- Playpens
- Pots^{4†}
- Potty seats -and/or- trainers
- Refrigerator [handles]
- Restaurant High Chairs
- Sealed solid surface -and/or- sealed granite countertops
- Shower curtains^P
- Shower doors
- Shower walls
- Showers
- Sides of house^P
- [behind and under] Sinks^P ***this qualifier is only needed if the claim “behind and under Sinks” is on the label***
- Sippy cups⁴
- Sports equipment
- Stainless cutlery
- Stainless utensils⁴
- Steering wheel
- Stove[top]s¹
- Thermometers
- Toilets [handles]
- Trash cans
- Trash compactors
- [Travel] mugs pans^{4†}
- Urinals
- Vinyl
- Wading -and/or- kiddie pools
- Walkways^P
- Walls
- Work surfaces

Table 2 Use Sites

- Airplanes
- [All] Around the House^P
- Ambulances
- Animal Care Facilities -or- Hospitals
- Animal Husbandry
- Attics
- Automobiles -or- Cars
- Barbeque -or- Grill Areas
- Bathrooms
- Cafeterias
- Casinos
- Churches
- Classrooms
- Clinics
- Closets
- Condominiums
- Institutional -or- Commercial establishments -or- premises
- Day Care [Centers]
- Dental Offices
- Diners
- Dorms
- Eating establishments
- Elder Care Center
- [Emergency] Waiting Rooms
- Food Processing Plants -or- Facilities
- Gym[nasium]s
- Health Clubs
- Homes
- Hospital Premises
- Hospitals
- Hotels
- Household Premises
- House[hold]s
- Institutions
- Kennels
- Kitchens
- Laboratories
- Laundry [rooms]
- Locker Room Facilities
- [Manicure -and/or- Pedicure] Salons
- Meat Processing Plants
- Medical Clinics -or- Offices
- Military Installations
- Motels
- Movie Theaters
- Nursing Homes
- Nurseries
- Office Buildings -or- Places -or- Areas
- Offices
- Patient Rooms
- Pet Kennels
- Physicians' -and/or- Pediatricians' Offices
- Play -and/or- Common Areas
- Playrooms
- Playgrounds
- Pools
- [Public] Restrooms
- Public Transportation
- Resorts
- Restaurants
- School Buses
- Schools
- Shelters
- Shopping Carts
- Sick Rooms
- Spas
- Sports Facilities
- Storage Areas
- Stores
- Timeshares
- Toilet Areas
- Universities
- Veterinary Offices -or- Premises
- Work places -or- Areas

Table 3 Surface Materials

- Glass
- Glazed Porcelain
- Latex enamel

- Linoleum
- Plastic laminate
- Sealed solid Surface -and/or- Sealed Granite

- Stainless steel
- Vinyl
- Silicone

SERVICE BULLETINS

[For additional directions for use, including Service Bulletins, visit www.clorox.com/bleachuse.]

Only approved language from the most recently approved federal master label will be posted to the website.

CRB (EPA Reg. No. 5813-120)

[REGISTERED AS *Insert Registered Alternate Brand Name*]

FOR CONTROLLING THE SPREAD OF PHYTOPHTHORA RAMORUM [CAUSE OF SUDDEN OAK DEATH] IN FORESTS

It is a violation of Federal law to use this product in a manner inconsistent with its labeling. Labeling must be in possession of user at time of application. Read and follow label affixed to the container. Refer to container label for use precautions and further information.

When used as directed, this product is effective in controlling the spread of the invasive pathogen *Phytophthora ramorum* in forests. *P. ramorum* causes a fatal canker disease of several tree species and damages many other plant species.

Water is commonly drafted from streams and fire ponds within forested areas to use in dust abatement on forest roads, equipment cleaning and fire suppression. The use of infested water sources can spread *P. ramorum* to uninfested areas. Treating water prior to use helps control the spread of this pathogen.

Directions for Use: Add 3/4 gal[lon] of this product to 1,000 gal[lons] (~53 ppm available chlorine) of drafted water. Prepare the mixture at least 5 min[utes] prior to application for dust abatement, fire suppression, and cleaning vehicles and logging, road building, and maintenance equipment.

CRB (EPA Reg. No. 5813-120)

[REGISTERED AS *Insert Registered Alternate Brand Name*]

FOR PORT ORFORD CEDAR ROOT DISEASE (PHYTOPHTHORA LATERALIS) TREATMENT USE

It is a violation of Federal law to use this product in a manner inconsistent with its labeling. Labeling must be in possession of user at time of application. Read and follow label affixed to the container. Refer to container label for use precautions and further information.

When used as directed, this product is effective in controlling the spread of the fatal fungus *Phytophthora lateralis* [Port Orford Cedar Root Disease] in areas of California and Oregon where Port Orford Cedar (*Chamaecyparis lawsoniana*) grows.

Water is commonly drafted from streams and fire ponds within forested areas to use in dust abatement on forest roads, equipment cleaning and fire suppression. The water source can spread the root disease fungus to uninfested areas. Treating water prior to use helps control the spread of the fungus.

Directions for Use: Add 3/4 gal[lon] this product to 1,000 gal[lons] (~53 ppm available chlorine) of drafted water. Prepare the mixture at least 5 min[utes] prior to application for dust abatement, fire suppression and cleaning trucks, and logging, road building and maintenance equipment.

CRB (EPA Reg. No. 5813-120)

[REGISTERED AS *Insert Registered Alternate Brand Name*]

FOR ENCLOSURES AND EQUIPMENT USED FOR AMPHIBIAN CARE:

SPECIAL INSTRUCTIONS FOR CONTROLLING THE SPREAD OF BACTRACHOCHYTRIUM DENDROBATIDIS (CHYTRID FUNGUS, FUNGAL PATHOGEN OF AMPHIBIANS)

It is a violation of Federal law to use this product in a manner inconsistent with its labeling. Labeling must be in possession of user at time of application. Read and follow label affixed to the container. Refer to container label for use precautions and further information.

For Use on Hard, Nonporous Surfaces of Enclosures and Equipment:

Use protective gloves and ventilate area.

- (1) Remove amphibians from area to be treated.
- (2) Mix 1 part of this product to 5 parts water (approximately 1.25% sodium hypochlorite) (11,900 ppm available chlorine).
- (3) Thoroughly clean and saturate surfaces for 5 min[utes].
- (4) Rinse thoroughly with water before placing amphibians in enclosures or in contact with equipment.

Note: All water used for cleaning enclosures and equipment must be treated with the bleach solution to avoid rinsing the Chytrid fungus down the drain or contaminating other surfaces.

For Use on Hard, Nonporous Field Equipment:

Any hard, nonporous equipment, that comes into contact with water must be treated with bleach to reduce the fungal pathogen from spreading to treated surfaces (see instructions above). Care must be taken to avoid environmental contamination when disinfecting in the field.

Note: All water used for cleaning equipment must be treated with the bleach solution to avoid spreading the Chytrid fungus.

CRB (EPA Reg. No. 5813-120)

[REGISTERED AS *Insert Registered Alternate Brand Name*]

BALLAST WATER TREATMENT FOR CONTROL OF HARMFUL NON-INDIGENOUS AQUATIC ORGANISMS

It is a violation of Federal law to use this product in a manner inconsistent with its labeling. Labeling must be in possession of user at time of application. Read and follow label affixed to the container. Refer to container label for use precautions and further information.

Use this product to treat ballast water taken up into marine vessels for the purpose of controlling potentially harmful non-indigenous aquatic organisms. Apply product to the ballast water directly to the ballast water tank(s) or by means of piping system [such as the Glosten company ballast responder]. The treatment system shall be engaged during the application to ensure adequate mixing of the product within the ballast water tank. During application, the concentration must be monitored to ensure that the free available chlorine (FAC) level does not exceed 20 mg/L as measured by a device such as a total residual oxidant (TRO) monitor. The product may be reapplied to the ballast water following initial dose, provided continued FAC monitoring. The ballast water must be held for a minimum of eighteen hours without neutralizing to ensure effective control of organisms and pathogens. Prior to ballast water discharge from the marine vessel into receiving waters, sodium thiosulfate or sodium sulfite is to be applied as needed to reduce FAC levels below the concentration required by the authorities of the discharge location.

CRB (EPA Reg. No. 5813-120)

[REGISTERED AS *Insert Registered Alternate Brand Name*]

FOR CLOSED-LOOP LAUNDRY DISPENSING SYSTEMS

It is a violation of Federal law to use this product in a manner inconsistent with its labeling. Labeling must be in possession of user at time of application. Read and follow label affixed to the container. Refer to container label for use precautions and further information.

FOR USE WITH *Insert Dispenser Name* APPROVED DISPENSING SYSTEM. Installation and service should only be performed by a [*Company Name*]: Laundry Expert.

To Sanitize Laundry: Add enough of this product to reach 120 ppm (parts per million) available chlorine. Use a detergent. Ensure contact with bleach [solution] for 10 min[utes]. This product used according to the laundry use directions is effective against *Staphylococcus aureus* [(Staph)], *Pseudomonas aeruginosa* [(Pseudomonas)], and *Klebsiella pneumoniae*.

For use with 4 to 6 gal[lon] buckets/containers as defined in the ASTM standard; see Child Hazard Drowning Pictogram text below.

NOTICE: CHILDREN CAN FALL INTO BUCKET AND DROWN. KEEP CHILDREN AWAY FROM BUCKET WITH EVEN A SMALL AMOUNT OF WATER.



CRB (EPA Reg. No. 5813-120)

[REGISTERED AS *Insert Registered Alternate Brand Name*]

FOR DISINFECTION OF FLOORS, WALLS, SHOWERS AND TOILETS

It is a violation of Federal law to use this product in a manner inconsistent with its labeling. Labeling must be in possession of user at time of application. Read and follow label affixed to the container. Refer to container label for use precautions and further information.

To disinfect floors, walls and showers: For nonporous surfaces such as vinyl or ceramic glazed tile, clean surfaces to remove visible filth. Rinse surfaces thoroughly with a 1,500 ppm available chlorine solution. [Use the Dilution Table to make the desired dilution]. [Use chlorine test strips to quantify the available chlorine. If the available chlorine is less than desired, add a small amount of product slowly and carefully to the dilution and determine the available chlorine with a fresh chlorine test strip. Repeat these steps, as needed, until the desired concentration of chlorine is achieved.] Allow surface to remain visibly wet for 6 min[utes]. Rinse. [Let air dry.]

To disinfect toilets: Flush toilet. Pour 1/3 cup [of] bleach into bowl. Brush bowl [thoroughly], making sure to get under the rim and allow surface to remain visibly wet for 6 min[utes] and flush again.

CRB (EPA Reg. No. 5813-120)
[REGISTERED AS *Insert Registered Alternate Brand Name*]
DISINFECTING GUIDE

It is a violation of Federal law to use this product in a manner inconsistent with its labeling. Labeling must be in possession of user at time of application. Read and follow label affixed to the container. Refer to container label for use precautions and further information.

This product-a germicide-is 7.5% sodium hypochlorite solution containing approximately 7.13% available chlorine by weight. In addition to being a highly effective liquid chlorine bleach for laundering and household disinfecting, it is widely used in sanitation of poultry and livestock houses and equipment, dairies, creameries, restaurants and taverns, as well as for purification of drinking water and disinfection of water for swimming and wading pools.

IMPORTANT: Always thoroughly mix with water as directed before using.

Do not allow undiluted product to come in contact with any fabric. (If it does, rinse out immediately with clear, cold water.)

Do not apply with natural sponge.

Do not use on non-stainless steel, aluminum, silver, or chipped enamel.

If used on stainless steel [and other acceptable metals], allow surface to remain visibly wet for **no more than 6 min[utes]**⁸, and then rinsed off thoroughly with clear water; otherwise, it may slightly discolor and eventually corrode the metal.

If a metal sprayer is used to apply the solution, rinse sprayer thoroughly after use with clear water, and then oil the plunger.

SEPTIC TANK OPERATION is not affected by regular home and farm use of this product

TABLE OF LIQUID MEASURES

3 tsp	=	1 Tbsp	=	1/2 fl[uid] Ounce -or- oz	=	1/16 Cup
16 Tbsp	=	8 fl[uid] Ounces -or- oz	=	1 Cup	=	1/2 Pint

For directions on sanitizing and disinfecting specific surfaces, write:

The Clorox Company
Consumer Services Department
1221 Broadway, Oakland, California 94612-1888

CRB (EPA Reg. No. 5813-120)
[REGISTERED AS *Insert Registered Alternate Brand Name*]
FOR ASPHALT OR WOOD ROOFS AND SIDINGS

It is a violation of Federal law to use this product in a manner inconsistent with its labeling. Labeling must be in possession of user at time of application. Read and follow label affixed to the container. Refer to container label for use precautions and further information.

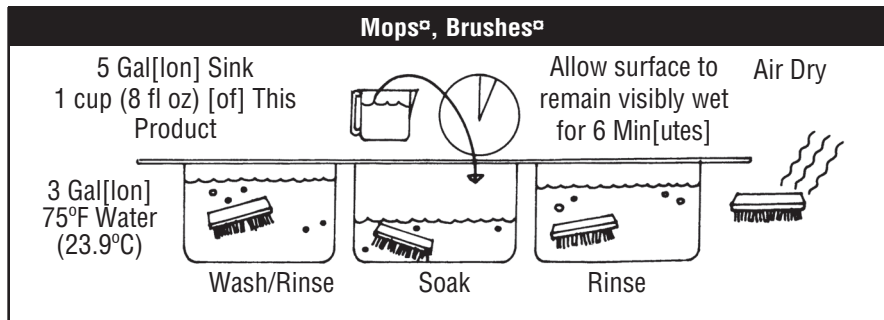
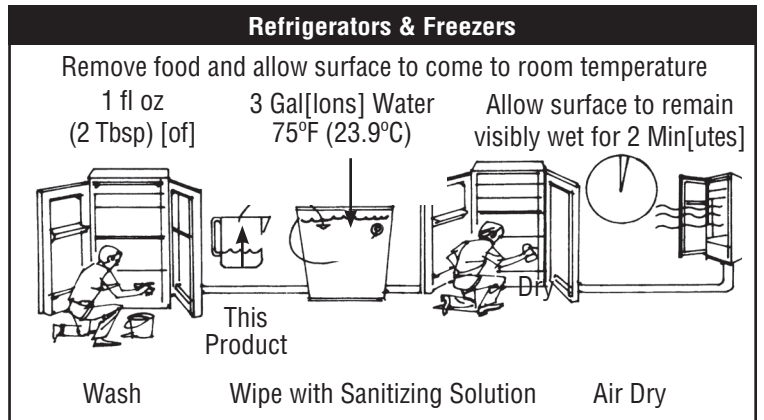
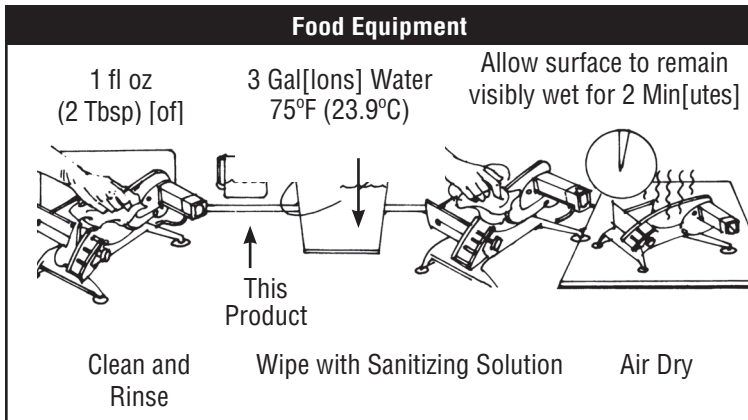
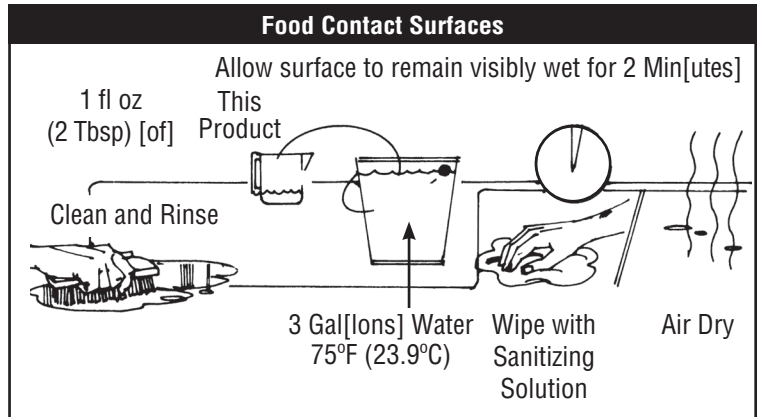
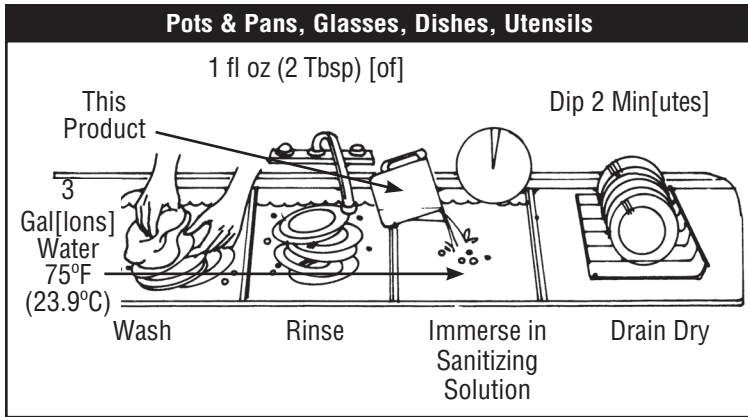
To control fungus and mildew, first remove all physical soil by brushing and hosing with clean water. Apply a 5,000 ppm available chlorine solution by brushing or spraying roof or siding. After 30 min[utes], rinse by hosing with clean water.

CRB (EPA Reg. No. 5813-120)
[REGISTERED AS *Insert Registered Alternate Brand Name*]
HOW TO SANITIZE AND DISINFECT WITH THIS PRODUCT

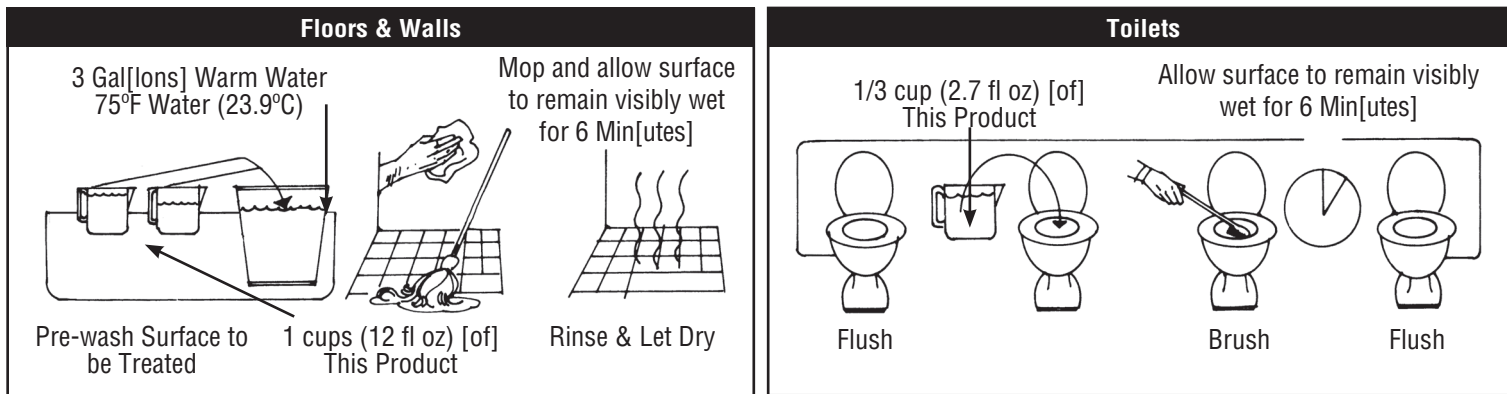
It is a violation of Federal law to use this product in a manner inconsistent with its labeling. Labeling must be in possession of user at time of application. Read and follow label affixed to the container. Refer to container label for use precautions and further information.

[This product is] An effective multi-purpose sanitizer/disinfectant that kills many bacteria. Two teaspoons -or- 2 tsp of this product in 1 gal[lon] of water -or- 2 Tablespoons -or- Tbsp of this product in 3 gal[lons] of water is equivalent to 185 parts per million [(ppm)] available chlorine [(equivalent performance to 200 ppm [(test standard)]]. 1/3 cup of this product in 1 gal[lon] of water -or- 1 cup of this product in 3 gal[lons] of water is equivalent to 1,500 ppm available chlorine. DO NOT use this product full strength for cleaning surfaces. Always dilute strictly in accordance with the directions. For prolonged use, wear gloves.

TO SANITIZE



TO DISINFECT



CRB (EPA Reg. No. 5813-120)
[REGISTERED AS *Insert Registered Alternate Brand Name*]
IN SANITATION OF RESTAURANTS AND TAVERNS

It is a violation of Federal law to use this product in a manner inconsistent with its labeling. Labeling must be in possession of user at time of application. Read and follow label affixed to the container. Refer to container label for use precautions and further information.

An unclean kitchen and contaminated food result in the hazards of contaminated surfaces. To help avoid this, it is important to keep all work surfaces, equipment and utensils hygienically clean. This product is a highly effective, economical and convenient germicide for this use in restaurants and taverns, as well as in the home.

To sanitize food contact [work] surfaces (not utensils): After each use, scrub thoroughly with hot suds; rinse with clear, cold water. Then prepare a 185 ppm available chlorine sanitizing solution [(equivalent performance to 200 ppm [[test] standard])]. Apply this solution and allow surface to remain visibly wet for 2 min[utes]. Air dry.

To disinfect work surfaces (not utensils): After each use, scrub thoroughly with hot suds; rinse with clear, cold water. Then prepare a 1,500 ppm available chlorine disinfecting solution. Apply this solution and allow surface to remain visibly wet for 6 min[utes]. Rinse with potable water. Air dry.

To sanitize dishes, glassware, utensils: Wash thoroughly; then soak 2 min[utes] in a 185 ppm available chlorine solution [made with hot water] [(equivalent performance to 200 ppm [[test] standard])]. [Use the Dilution Table to make the desired dilution]. Use chlorine test strips to quantify the available chlorine. If the available chlorine is less than desired, add a small amount of product slowly and carefully to the dilution and determine the available chlorine with a fresh chlorine test strip. Repeat these steps, as needed, until the desired concentration of chlorine is achieved. Drain dry. (Do not use on non-stainless steel, aluminum, silver, or chipped enamel. Disinfect these by scalding.)

Disinfecting sink: A routine follow-up to dishwashing. First wash sink in hot suds. Drain out sudsy water. Then fill with a 1,500 ppm available chlorine solution. Allow surface to remain visibly wet for 6 min[utes]. Rinse sink.

Sanitizing dishcloths: This product can help you deodorize and sanitize dishcloths. Add 1/2 cup of this product to a standard washer following the laundry sanitization use directions.

-or-

Add 1/2 cup of this product to a standard washer. Add detergent and fill bleach to max[imum] line -or- level [in dispenser] -and/or- add [measured [amount of]] bleach to [dispenser or] wash water. Add dishcloths[, and start wash]. Ensure contact with bleach [solution] for 10 min[utes].

To deodorize drain pipes: Flush with very hot water followed by 1/3 cup of this product. Wait 6 min[utes]; flush out with clear water.

To sanitize refrigerators: Remove food and allow surfaces to come to room temperature before using this product. First wash inside surfaces. Then wipe with a 185 ppm available chlorine solution made with warm water. Allow surface to remain visibly wet for [at least] 2 min[utes] [(equivalent performance to 200 ppm [[test] standard])]. Air dry. (Do not use on non-stainless steel, aluminum, silver, or chipped enamel.)

Ice cream freezers - to clean and sanitize: After using, flush with warm water until water runs clear. Allow surfaces to come to room temperature prior to using this product. Scrub or pressure-spray with solution prepared by thoroughly mixing 1 oz [regular -and/or- powdered] detergent with each gal[lon] of 450 ppm available chlorine solution. Rinse thoroughly with clean, clear water; drain. Immediately before use, sanitize for 2 min[utes] with a 185 ppm available chlorine solution [(equivalent performance to 200 ppm [[test] standard])]; drain thoroughly.

To disinfect hard, nonporous floors (plastic or ceramic tile): Prepare a 1,500 ppm available chlorine solution. Mop or scrub. (Do not use on cork or linoleum.) Allow surface to remain visibly wet for 6 min[utes]. Rinse.

To sanitize brushes[□], mops[□] and brooms[□]: After using brushes, mops and brooms, wash thoroughly; then soak for 6 min[utes] in a 1,500 ppm available chlorine solution made with warm water. Rinse with clear water; dry. (Do not use on -or- with cellulose sponge mops.)

To disinfect pails and dustpans: Remove visible dirt prior to cleaning. Wash with a 1,500 ppm available chlorine solution. Allow surface to remain visibly wet for 6 min[utes]. Rinse with clear, cold water. Air dry.

To deodorize and sanitize garbage cans -and/or- diaper pails: Remove visible dirt with a cleaner. Rinse. Pour in a 2,160 ppm available chlorine solution. Swab inside surfaces with this solution. Allow surface to remain visibly wet for 2 min[utes]. Rinse with clear water; dry.

DILUTION TABLE: PPM (Parts Per Million Available Chlorine).

Degrades with age and exposure to sunlight and heat. Check the level of available chlorine with a test kit.

1/3 fl oz [of] this product [(2 tsp)]	+ One -or- 1 Gal[lon] [of] Water	= 185 ppm
[(Equivalent performance to 200 ppm [(test)] standard] for food contact surface sanitization)]		
2.7 fl oz [of] this product (1/3 cup)	+ One -or- 1 Gal[lon] [of] Water	= 1,500 ppm
5.3 fl oz [of] this product (1/3 cup)	+ 3/4 Gal[lon] [of] Water	= 2,000 ppm

CRB (EPA Reg. No. 5813-120)

[REGISTERED AS *Insert Registered Alternate Brand Name*]

IN SANITIZING CYCLE OF CHEMICAL SANITIZING DISHWASHING MACHINES

It is a violation of Federal law to use this product in a manner inconsistent with its labeling. Labeling must be in possession of user at time of application. Read and follow label affixed to the container. Refer to container label for use precautions and further information.

This product is an approved sanitizing agent for use in the sanitizing cycle of chemical sanitizing dishwashing machines.

Directions for Use:

1. Hook up a Clorox[®] bleach -or- **This Product** bottle to the automatic bleach dispensing system of the chemical sanitizing dishwashing machine. If the bottle is already in place, make sure that sufficient product remains in the bottle to complete the dishwashing job.
2. Wash tableware in the machine following the manufacturer's operating instructions.
3. After the washing/rinsing/sanitizing cycles are completed, remove the dishwashing rack. Allow surface to remain visibly wet for 2 min[utes]. Allow the tableware to air dry.

Caution: Do not sanitize silverware or pewter with this product as these metals may darken.

Bleach Dispensing System Adjustments

The following steps must be followed before using a new chemical sanitizing dishwashing machine and on a regular basis thereafter:

- a. Start machine and let run until the machine has begun the final rinse cycle.
- b. Take a sample of the rinse water.
- c. Using a chlorine test kit, determine the parts per million (ppm) of available chlorine in the sample.
- d. If the ppm of available chlorine is lower than the minimum or higher than the maximum level of available chlorine permitted by local public health authorities, adjust the bleach dispensing system.
- e. Repeat steps "a" through "c" until a correct ppm of available chlorine is achieved.

Your equipment service representative or dishwashing detergent supplier will often make these adjustments for you.

Correct Chlorine Concentration

Local public health codes vary with regard to the parts per million of available chlorine permitted in the final rinse water of chemical sanitizing dishwashing machines. The minimum level is 50 ppm of available chlorine with a maximum level of 200 ppm, although some states require 100 ppm minimum level. Check with your local public health department on the applicable regulations for your area.

CRB (EPA Reg. No. 5813-120)
[REGISTERED AS *Insert Registered Alternate Brand Name*]
FOR CROP/SITE TREATMENT

It is a violation of Federal law to use this product in a manner inconsistent with its labeling. Labeling must be in possession of user at time of application. Read and follow label affixed to the container. Refer to container label for use precautions and further information.

CROP/SITE: ASPARAGUS SEED TREATMENT

Target Pest/Problem:

To aid in the prevention of asparagus root rot (*Fusarium oxysporum* and *F. asparagi*)

Dosage:

6,000 ppm available chlorine solution.

Dilution or Application Rate:

Use 1 gal[lon] of solution per pound of seed.

Method of Application:

Wash seed in solution for 40 min[utes], providing continuous agitation. After washing seed, spread and air dry.

Frequency/Timing of Applications:

1 application.

Preharvest Interval:

Preplant treatment.

Other Requirements:

Do not use treated seeds for food or feed. Allow to dry before storing, planting, or treating with other chemicals. Prepare fresh solution for each batch of seed.

CROP/SITE: PEPPER SEED TREATMENT

Target Pest/Problem:

To aid in the prevention of bacterial spot (*Xanthomonas vesicatoria*)

Dosage:

10,000 ppm available chlorine solution.

Dilution or Application Rate:

Use 1 gal[lon] of solution per pound of seed.

Method of Application:

Wash seed in solution for 40 min[utes], providing continuous agitation. After washing seed, spread to air dry.

Frequency/Timing of Application:

1 application.

Preharvest Interval:

Preplant treatment.

Other Requirements:

Do not use treated seed for food or feed. Allow to dry before storing, planting, or treating with other chemicals. Prepare fresh solution for each batch of seed.

CROP/SITE: TOMATO SEED TREATMENT

Target Pest/Problem:

To aid in the control of bacterial canker (*Corynebacterium michiganense*) and tobacco mosaic virus (TMV).

Dosage:

10,000 ppm available chlorine solution.

Dilution or Application Rate:

Use 1 gal[lon] solution per pound of seed.

Method of Application:

Wash seed in solution for 40 min[utes], providing continuous agitation. After washing seed, spread to air dry.

Frequency/Timing of Application:

1 application.

Preharvest Interval:

Preplant treatment.

Other Requirements:

Do not use treated seed for food or feed. Allow to dry before storing, planting, or treating with other chemicals. Prepare fresh solution for each batch of seed.

CROP/SITE: RICE SEED TREATMENT

Target Pest/Problem:

For prevention of bakanae disease *Fusarium fujikuroi* [syn *F. moniliforme*] -or- *Gibberella fujikuroi*

High Dosage:

2,900 ppm available chlorine solution.

Dilution or Application Rate:

4 gal[lons] of bleach per 96 gal[lons] water.

Method of Application:

Using a thoroughly pre-mixed solution, soak seed for two -or- 2 hours then drain solution and replace with fresh water. Continue seed soaking and draining as usual. Do not apply undiluted product directly to seed.

Low Dosage:

1,400 ppm available chlorine solution.

Dilution or Application Rate:

2 gal[lons] bleach per 98 gal[lons] of water.

Method of Application:

Using a thoroughly pre-mixed solution, soak and drain seed as usual (no rinse required). Do not apply undiluted product directly to seed.

Frequency/Timing of Applications:

1 application during preplant soaking of seed.

Pre-harvest Interval:

Preplant treatment.

Other Requirements:

Do not use treated seeds for food or feed. Prepare fresh solution for each batch of seed.

The below language applicable to any seed treatment listed above

PERSONAL PROTECTIVE EQUIPMENT (PPE)

Applicators and other handlers must wear coveralls worn over long-sleeved shirt and long pants, chemical-resistant footwear, chemical-resistant gloves made of any waterproof material, rubber boots plus socks and protective eyewear.

Follow manufacturer's instructions for cleaning/maintaining PPE. If no such instructions for washables, use detergent and hot water. Keep and wash PPE separately from other laundry.

ENGINEERING CONTROLS STATEMENTS

When handlers use closed systems, enclosed cabs or aircraft in a manner that meets the requirements listed in the worker protection standard (WPS) for agricultural pesticides [40 CFR 170.240 (d) (4-6)], the handler PPE requirements may be reduced or modified as specified in the WPS.

IMPORTANT: When reduced PPE is worn because a closed system is being used, handlers must be provided all PPE specified above for "applicators and other handlers" and have such PPE immediately available for use in an emergency, such as a spill or equipment break-down.]

THIS LABEL MUST BE IN POSSESSION OF THE USER.

REFER TO THE MAIN LABEL FOR ADDITIONAL PRECAUTIONARY STATEMENTS.

USER SAFETY REQUIREMENTS

USERS MUST:

Wash hands before eating, drinking, chewing gum, using tobacco or using the toilet.

Remove PPE immediately after handling this product. Wash the outside of gloves before removing. As soon as possible, wash thoroughly and change into clean clothing.

Do not apply this product in a way that will contact workers or other persons, either directly or through drift. Only protected handlers may be in the area during application. For any requirements specific to your State or Tribe, consult the agency responsible for pesticide regulation.

AGRICULTURAL USE REQUIREMENTS

Use this product only in accordance with its labeling and with the worker protection standard, 40 CFR, part 170. This standard contains requirements for the protection of agricultural workers on farms, forests, nurseries, and greenhouses, and handlers of agricultural pesticides. It contains requirements for training, decontamination, notification, and emergency assistance. It also contains specific instructions and exceptions pertaining to the statements on this label about personal protective equipment (PPE) and restricted-entry interval. The requirements in this box only apply to uses of this product that are covered by the worker protection standard.

Do not enter or allow worker entry into treated areas during the restricted entry interval (REI) of 24 hours.

PPE required for early entry to treated areas that is permitted under the worker protection standard and that involves contact with anything that has been treated, such as plants, soil, or water, is: coveralls worn over long-sleeved shirt and long pants, chemical-resistant footwear, chemical-resistant gloves made of any waterproof material, rubber boots plus socks, and protective eyewear.

CRB (EPA Reg. No. 5813-120)

[REGISTERED AS *Insert Registered Alternate Brand Name*]

PLANT PARASITIC NEMATODES AND PLANT DISEASE-CAUSING FUNGI QUARANTINE USE DIRECTIONS

It is a violation of Federal law to use this product in a manner inconsistent with its labeling. Labeling must be in possession of user at time of application. Read and follow label affixed to the container. Refer to container label for use precautions and further information.

Crop/Site/Commodity:	1. Walks, benches, tools, plant containers in nurseries and other quarantine areas 2. Farm equipment and machinery 3. Laboratory work areas, equipment and specimens 4. Deciduous fruit tree nursery stock (dormant)
Target Pest/Problem:	Plant parasitic nematodes, plant disease-causing fungi and general surface disinfection
Dosage:	See dilution rate.
Dilution or Application Rate:	Eight -or- 8 parts water with one -or- 1 part this product (equals approximately 0.83% active ingredient)
	Laboratory work areas, equipment and specimens: Prepare a solution of seven -or- 7 or eight -or- 8 parts water to one -or- 1 part product. Scrub areas and implements thoroughly, then wipe or allow to dry naturally. Workers doing the treatment must wear waterproof gloves. Small tools or implements and other items covered above may be immersed for 5 to 10 min[utes] in the solution instead of scrubbing manually. Wipe off plant tissue or soak tissue in the solution.

Deciduous Fruit Tree Nursery Stock:	Seven -or- 7 parts water with one -or- 1 part product [equals approximately 0.94% active ingredient] -or- Eight -or- 8 parts water with one -or- 1 part product [equals approximately 0.83% active ingredient]
Method of Application:	Drench and dip method 1. Thoroughly clean all soil from roots. 2. Dip entire tree root system in solution for 30 to 45 sec[onds]. 3. Immediately rinse tree root system with clean water upon removal from dip solution.
Frequency/Timing of Applications:	As needed Deciduous Fruit Tree Nursery Stock One application at harvest (tree-digging period)
Field Reentry After Application:	Not applicable
Preharvest Interval:	Not applicable
Other Requirements:	Do not apply through any type of irrigation system Deciduous Fruit Tree Nursery Stock Workers required to wear eye protection and waterproof gloves.

CRB (EPA Reg. No. 5813-120)
[REGISTERED AS *Insert Registered Alternate Brand Name*]
KARNAL BUNT QUARANTINE TREATMENT USE DIRECTIONS

It is a violation of Federal law to use this product in a manner inconsistent with its labeling. Labeling must be in possession of user at time of application. Read and follow label affixed to the container. Refer to container label for use precautions and further information.

Crop/Site/Commodity:	Tools, conveyances, mechanized farm equipment, seed conditioning or milling equipment, soil moving equipment, or grain elevators and structures used for storing and handling grain
Target Pest/Problem:	Karnal bunt (<i>Tilletia indica</i>)
Dosage:	See dilution rate.
Dilution Rate:	Mix 1 part this product to 4 parts water (equals approximately 1.5% active ingredient).
Method of Application:	Before treating remove all soil and plant debris. The dilute solution of sodium hypochlorite will be used to wet the point of runoff surfaces potentially exposed to the pathogen. Saturate any soil removed by the treatment with the solution. Wash down the equipment or site thoroughly with clean water after 15 min[utes] to minimize corrosion.
Crop/Site/Commodity:	Wheat and triticale germplasm for research or seed increase use. Commodities may not be used for food, feed or oil purposes.
Target Pest/Problem:	Karnal bunt (<i>Tilletia indica</i>)
Dosage:	See dilution rate.
Dilution Rate:	Mix 1 part this product to 4 parts water (equals approximately 1.5% active ingredient) with 2mL/L Tween added.
Method of Application:	Treat seed with the dilute solution and agitate for 10 min[utes] at room temperature. Follow seed treatment by a 15 min[ute] rinse with clean, running water, then drying of the seed.
Additional Restrictions, User Precautions and Requirements:	Be sure treated surfaces are dry before handling. Read and follow precautionary statements on product label.

CRB (EPA Reg. No. 5813-120)
[REGISTERED AS *Insert Registered Alternate Brand Name*]
CITRUS CANCKER TREATMENT USE DIRECTIONS

It is a violation of Federal law to use this product in a manner inconsistent with its labeling. Labeling must be in possession of user at time of application. Read and follow label affixed to the container. Refer to container label for use precautions and further information.

Crop/Site/Commodity:	T511-1 Citrus and other Rutaceous seeds from citrus canker countries
Target Pest/Problem:	Xanthomonas axonopodis, pv. citri (citrus canker)
Dosage:	See dilution rate.
Dilution Rate:	Mix 1 part of this product to 11 parts water (equals approximately 0.63% active ingredient).
Method of Application:	T511-1 seeds shall be treated for possible infection with citrus canker bacteria by first washing seeds if any mucilaginous materials are adhering. Next, immerse the seeds in water at 125°F or higher for 10 min[utes]. Then immerse seeds for a period of at least 2 min[utes] in a 0.6% sodium hypochlorite solution. Drain, dry and repack near original moisture content.

CRB (EPA Reg. No. 5813-120)
[REGISTERED AS *Insert Registered Alternate Brand Name*]
SOUTHERN SEA OAT SEEDS (UNIOLA PANICULATA)

It is a violation of Federal law to use this product in a manner inconsistent with its labeling. Labeling must be in possession of user at time of application. Read and follow label affixed to the container. Refer to container label for use precautions and further information.

Crop/Site/Commodity:	Southern sea oat seeds (Uniola Paniculata)
Target Pest/Problem:	Plant disease-causing bacteria and fungi
Dilution of Product:	Mix 1 part of this product to 1.75 parts water (27,000 ppm).
Method of Application:	Soak seeds in solution for 15 min[utes], rinse with tap water and allow to dry at 21°C (70°F) for 30 min[utes]. Store in cool dry location prior to germination.
Frequency/Timing of Application:	Treat seeds prior to germination.
Precautions:	As sodium hypochlorite is corrosive to many metals, chains and other machine parts must be either plastic or plastic coated and must be rinsed with clear water after use of product. Do not mix full-strength product or treatment solution with any other agricultural chemical, ammonia, or acid. Read and follow precautionary statements on product label.
NOTE:	DO NOT USE TREATED SEED FOR FOOD OR FEED. Use bleach treatment only on crops and for the purposes listed. Apply only as specified above.

CRB (EPA Reg. No. 5813-120)
[REGISTERED AS *Insert Registered Alternate Brand Name*]
AS A FUNGICIDE FOR SEED POTATOES

It is a violation of Federal law to use this product in a manner inconsistent with its labeling. Labeling must be in possession of user at time of application. Read and follow label affixed to the container. Refer to container label for use precautions and further information.

This product is fungicidal to the Verticillium wilt organism *V. albo-atrum* (microsclerotial type) on seed potatoes. A bleach solution of this product is applied to whole seed and freshly cut seed potato pieces during the cutting operation for planting. [Research at the Washington State University Irrigated Agriculture Research and Extension Center³⁷ has shown that treatment with a sodium hypochlorite solution helps to prevent the spread of organisms to uninfected soil or fields via seed potato surfaces.]

Use Instructions

Thoroughly mix a solution of 6,000 ppm available chlorine for spraying. Use this solution to spray freshly cut seed potato pieces from the top and bottom of the cutting chain or elevator with a series of non-mist nozzles at 3 to 5 psi. Thoroughly cover all cut and uncut surfaces with the solution. The treatment will be most effective on clean seed tubers, as the organic matter in soil will reduce the effectiveness of the sodium hypochlorite.

Plant within four hours of the cutting and bleach treatment operation. If planting is delayed, store the treated seed in clean, open, well-ventilated bins or truck beds. Storing cut, wet seed in large unventilated containers will contribute to secondary breakdown from soft rot organisms.

Safety Precautions

Do not mix full-strength product or treatment solution with any other agricultural chemical, ammonia, or acid. Avoid prolonged contact of this product with skin. Wear safety glasses. If full strength or diluted bleach is splashed in the eyes, flush with water.

Conduct the spraying operations either outside, in a well-ventilated building, or under a hooded exhaust system. Use non-misting nozzles to avoid breathing of mist. Wear a face mask and plastic or rubber gloves and clothing. Because sodium hypochlorite is corrosive to many metals, chains and other machine parts must be either plastic or plastic-coated and rinsed with clear water after use.

NOTE: DO NOT USE THE TREATED SEED FOR FOOD OR FEED. Use the bleach treatment only on crops and for the purposes recommended. Apply only as specified above. Do not apply in a dipping operation or bleach solution may become contaminated with soil and organic matter from the potato surfaces and lose its effectiveness.

CRB (EPA Reg. No. 5813-120)
[REGISTERED AS *Insert Registered Alternate Brand Name*]
FOR MEAT AND POULTRY PROCESSING WATER

It is a violation of Federal law to use this product in a manner inconsistent with its labeling. Labeling must be in possession of user at time of application. Read and follow label affixed to the container. Refer to container label for use precautions and further information.

This product may be used in processing water of meat and poultry plants at concentrations up to 5 ppm (parts per million) calculated as available chlorine. Chlorine may be present in poultry chiller intake water, in water for reprocessing poultry carcasses internally contaminated with feces, and in red meat carcass final wash water at concentrations between 25 and 50 ppm calculated as available chlorine. [Use the Dilution Table to make the desired dilution]. Use chlorine test strips to quantify the available chlorine. If the available chlorine is less than desired, add a small amount of product slowly and carefully to the dilution and determine the available chlorine with a fresh chlorine test strip. Repeat these steps, as needed, until the desired concentration of chlorine is achieved. Chlorine must be dispensed at a constant and uniform level and the method or system must be such that a controlled rate is maintained. Do not recirculate or re-use processing water.

CRB (EPA Reg. No. 5813-120)
[REGISTERED AS *Insert Registered Alternate Brand Name*]
FOR SANITIZING SOLUTIONS FOR EQUIPMENT AND UTENSILS

It is a violation of Federal law to use this product in a manner inconsistent with its labeling. Labeling must be in possession of user at time of application. Read and follow label affixed to the container. Refer to container label for use precautions and further information.

This product is authorized for use as a sanitizing solution in official establishments operating under the USDA meat, poultry, shell egg grading and egg products inspection programs.

Before using this product, food products and packaging materials must be removed from the room or kept protected.

Before they are treated with a bleach solution, the food processing equipment and utensils must be thoroughly washed and then rinsed with clear, cold water.

The recommended bleach solution used for sanitizing is 185 ppm (parts per million) available chlorine [(equivalent performance to 200 ppm [[test standard]]]. [Use the Dilution Table to make the desired dilution]. [Use chlorine test strips to quantify the available chlorine. If the available chlorine is less than desired, add a small amount of product slowly and carefully to the dilution and determine the available chlorine with a fresh chlorine test strip. Repeat these steps, as needed, until the desired concentration of chlorine is achieved.] The bleach solution must be applied by spraying, soaking or scrubbing. Treated surfaces must remain wet for at least 2 -or- two min[utes].

A potable water rinse is not required, provided the equipment and utensils are adequately drained before they come into contact with food. Little or no residue must remain to adulterate or otherwise affect edible products.

CRB (EPA Reg. No. 5813-120)
[REGISTERED AS *Insert Registered Alternate Brand Name*]
FOR MEAT & POULTRY PLANT LAUNDRY USE

It is a violation of Federal law to use this product in a manner inconsistent with its labeling. Labeling must be in possession of user at time of application. Read and follow label affixed to the container. Refer to container label for use precautions and further information.

This product may be used on fabric which contacts meat or poultry products directly or indirectly, provided that the fabric is thoroughly rinsed with potable water at the end of the laundering operation.

To sanitize laundry, add enough of this product to reach 120 ppm (parts per million) available chlorine (1/2 cup of bleach per standard washer, 1 cup for extra large washers or visibly soiled loads). Use a good detergent. For best results, dilute bleach with a quart of water and add to wash 5 min[utes] after the wash has begun -or- For best results, add to wash 5 min[utes] after wash cycle has begun. Use the Dilution Table to make the desired dilution]. Use chlorine test strips to quantify the available chlorine. If the available chlorine is less than desired, add a small amount of product slowly and carefully to the dilution and determine the available chlorine with a fresh chlorine test strip. Repeat these steps, as needed, until the desired concentration of chlorine is achieved. Adjust to exactly 120 ppm available chlorine.

CRB (EPA Reg. No. 5813-120)
[REGISTERED AS *Insert Registered Alternate Brand Name*]
SANITATION IN CARE OF SWINE

It is a violation of Federal law to use this product in a manner inconsistent with its labeling. Labeling must be in possession of user at time of application. Read and follow label affixed to the container. Refer to container label for use precautions and further information.

Hog houses and farrowing houses - To clean and disinfect:

- (1) Pre-clean by removing loose dirt, litter and debris. Dirty or coated surfaces cannot be disinfected.
- (2) Prepare a 2,160 ppm available chlorine solution. Immerse all halters, ropes, and other types of equipment used in handling and restraining animals, as well as forks, shovels, and scrapers used for removing litter and manure. Saturate all surfaces and allow treated surfaces to remain visibly wet for [at least] 6 min[utes].
- (3) Scrub or pressure-spray all surfaces with this solution. Rinse with clear, cold water.
- (4) Allow to dry before housing pigs.

Remove all animals, poultry, and feed from premises, vehicles, and enclosures. Remove all litter and manure from floors, walls and surfaces of barns, pens, stall chutes and other facilities occupied or traversed by animals. Empty all troughs, feeding and watering appliances. Thoroughly clean all surfaces with soap or detergents and rinse with water.

Ventilate buildings, cars, boats and other closed spaces. Do not house livestock, poultry or employ equipment until chlorine has dissipated. All treated feed racks, mangers, troughs, automatic feeders, fountains and waterers must be rinsed with potable water before reuse.

Clean and disinfect metal watering troughs and feeders by pressure-spraying or scrubbing with a of 2,160 ppm available chlorine solution. Allow surface to remain visibly wet for [at least] 2 min[utes]. Rinse thoroughly with clear, cold water; drain dry. (Clean and disinfect drinking troughs and feeders before housing pigs, and as often as necessary to keep sanitary.)

To sanitize drinking water: Prepare a 5 ppm available chlorine solution using clear water. (Water containing suspended material is difficult to sanitize.) Let stand 1 min[ute]. Use in glass, porcelain, stoneware or concrete containers. Clean containers daily; rinse.

NOTE: Clean metal surfaces can be sanitized using the above method. Wooden surfaces are difficult to sanitize by any method.

[Use the Dilution Table to make the desired dilution]. Use chlorine test strips to quantify the available chlorine. If the available chlorine is less than desired, add a small amount of product slowly and carefully to the dilution and determine the available chlorine with a fresh chlorine test strip. Repeat these steps, as needed, until the desired concentration of chlorine is achieved.

CRB (EPA Reg. No. 5813-120)
[REGISTERED AS *Insert Registered Alternate Brand Name*]
FOR POULTRY CARE

It is a violation of Federal law to use this product in a manner inconsistent with its labeling. Labeling must be in possession of user at time of application. Read and follow label affixed to the container. Refer to container label for use precautions and further information.

Keeping poultry healthy, productive and profitable is largely a problem of disease prevention. Remedial measures are much more difficult and often less successful than preventing the spread of disease before it infects the flock. Regular use of this product in the sanitation and disinfection of chicken houses, brooders, and other poultry equipment is an effective aid in preventing many diseases of bacterial and viral origin.

To sanitize drinking water: Prepare a 5 ppm available chlorine solution using clear water. Let stand 1 min[ute]. Use in glass, porcelain, stoneware or concrete containers. Clean containers daily; rinse.

For young chicks, prepare a 2 ppm available chlorine solution since baby chicks do not soil the water as rapidly as grown chickens, and the solution retains its effectiveness longer.

When cleaning drinking water containers, etc., an 1,800 ppm available chlorine solution is effective in removing the slime. **DO NOT ALLOW BIRDS TO DRINK THIS SOLUTION.**

To clean and disinfect poultry houses, brooders, hatcheries: Clean and disinfect poultry houses between cycles. Clean hatcheries weekly or as necessary to keep sanitary. Metal surfaces can be satisfactorily disinfected. Wooden surfaces are difficult to sanitize by any method.

- (1) Remove all poultry or animals and feeds from the premises, trucks, vehicles, coops, crates and enclosures.
- (2) Remove all litter and manure or droppings from floors, walls and surfaces of barns, pens, stalls, chutes, and other facilities and fixtures occupied or traversed by animals or poultry.
- (3) Empty all troughs, racks and other feeding and watering appliances.
- (4) Thoroughly clean all surfaces with soap or detergent and rinse with water.
- (5) Prepare a 1,500 ppm available chlorine solution. Using this solution, scrub or pressure-spray all exposed areas, including floor, walls, ceiling posts and support beams. Allow treated surfaces to remain visibly wet for 6 min[utes].
- (6) Rinse with clean, clear, cold water.
- (7) Ventilate buildings, coops, and other closed spaces. Do not house livestock or poultry or employ equipment until treatment has been dried.
- (8) Thoroughly scrub all treated feed racks, mangers, troughs, automatic feeders, fountains, and waterers with soap or detergent, and rinse with potable water before reuse.

Metal incubators, feeders, water containers, other poultry equipment and utensils - To clean and disinfect: Preclean removing loose dirt and debris. Scrub or pressure-spray with a 1,500 ppm available chlorine solution. Allow surface to remain visibly wet for [at least] 6 min[utes]. Rinse with clear, **cold** water. Let dry.

Egg Washing: Wash eggs promptly after gathering. Dissolve 1 oz of detergent in each 2 gal[lons] of water; add 1 oz of this product to each 2 gal[lons] of this solution; mix well. Washing solution temperature must be at least 20°F higher than that of the eggs, but not more than 130°F. Rinse well with clean or treated water at least 20°F higher than that of the eggs, but not exceeding 120°F. (Treated water can be prepared by mixing 2 1/2 oz of this product per 5 gal[lons] of water.)

For continuous washers, prepare washing solution as above. Add an additional 4 gal[lons] of 50 ppm available chlorine solution every 30 min[utes]. Dump wash tank and recharge every 2 hours. **For manual method,** soak eggs for only 1 to 2 min[utes]. Agitate basket. Make sure eggs are completely covered.

Air-dry eggs as rapidly as possible. Store in cool (55°F) room. Maintain relative humidity of 60-80%.

NOTE: Keep egg-washing equipment sanitary. Frequent cleaning will aid in operation and produce more sanitary eggs. While equipment is idle, bacteria can multiply. This contamination can be reduced by thoroughly flushing all equipment immediately before use with a solution of 200 ppm available chlorine.

CRB (EPA Reg. No. 5813-120)
[REGISTERED AS *Insert Registered Alternate Brand Name*]
SPECIAL INSTRUCTIONS FOR INACTIVATING AVIAN INFLUENZA A VIRUS

It is a violation of Federal law to use this product in a manner inconsistent with its labeling. Labeling must be in possession of user at time of application. Read and follow label affixed to the container. Refer to container label for use precautions and further information.

FOR INACTIVATION OF AVIAN INFLUENZA A VIRUS IN POULTRY HOUSES, BROODERS, HATCHERIES:

1. Remove all poultry or animals and feeds from the premises, trucks, vehicles, coops, crates and enclosures.
 2. Remove all litter and manure or droppings from floors, walls and surfaces of barns, pens, stalls, chutes, and other facilities and fixtures occupied or traversed by animals or poultry.
 3. Empty all troughs, racks and other feeding and watering appliances.
 4. Thoroughly clean all surfaces with soap or detergent and rinse with water.
 5. Mix 1 part of this product with 48 parts water. Saturate all surfaces with the disinfecting solution and allow treated surfaces to remain visibly wet for 6 min[utes].
 6. Immerse all halters, ropes, and other types of equipment used in handling and restraining animals, as well as forks, shovels, and scrapers used for removing litter and manure.
 7. Ventilate buildings, coops, and other closed spaces. Do not house livestock or poultry or employ equipment until treatment has been absorbed, set, or dried.
 8. Thoroughly scrub all treated feed racks, mangers, troughs, automatic feeders, fountains, and waterers with soap or detergent, and rinse with potable water before reuse.
-

CRB (EPA Reg. No. 5813-120)
[REGISTERED AS *Insert Registered Alternate Brand Name*]
IN CARE OF LIVESTOCK, HORSES, PETS

It is a violation of Federal law to use this product in a manner inconsistent with its labeling. Labeling must be in possession of user at time of application. Read and follow label affixed to the container. Refer to container label for use precautions and further information.

To clean and disinfect barns, stables, hutches, kennels: Remove all animals, poultry, and feed from premises, vehicles, and enclosures. Remove all litter and manure from floors, walls and surfaces of barns, pens, stall chutes and other facilities occupied or traversed by animals. Empty all troughs, feeding and watering appliances. Thoroughly clean all surfaces with soap or detergents and rinse with water. Prepare a 1,500 ppm available chlorine solution. Using the solution, thoroughly scrub or pressure-spray all exposed areas and surfaces, including floor[s], walls, ceiling posts and support beams. Allow surfaces to remain visibly wet for [at least] 6 min[utes]. Rinse with clean, clear, cold water. Ventilate buildings, cars, boats and other closed spaces. Do not house livestock, poultry or employ equipment until chlorine has dissipated. All treated feed racks, mangers, troughs, automatic feeders, fountains and waterers must be rinsed with potable water before reuse.

Loading and hauling equipment: Loading chutes, trucks, trailers and other equipment for transportation of animals must be cleaned and disinfected prior to use. Pressure-spray or scrub with a 1,500 ppm available chlorine solution. Allow surface to remain visibly wet for [at least] 6 min[utes]. Rinse with clean, clear, **cold** water. Allow to dry before use.

Feeders and drinking water containers - to clean and disinfect: Thoroughly scrub or pressure-spray with a 1,500 ppm available chlorine solution. Allow surface to remain visibly wet for [at least] 6 min[utes]. Rinse thoroughly with clear, **cold** water; allow to drain dry. (A solution of 1,500 ppm available chlorine is effective in removing slime which sometimes forms on drinking water containers. DO NOT LET ANIMALS DRINK THIS SOLUTION.)

To sanitize animals' drinking water: Prepare a 5 ppm available chlorine solution using clear water. Use in glass, plastic, porcelain or concrete containers daily. (See directions above.)

CRB (EPA Reg. No. 5813-120)
[REGISTERED AS *Insert Registered Alternate Brand Name*]
FOR FOOD EGG SANITIZATION

It is a violation of Federal law to use this product in a manner inconsistent with its labeling. Labeling must be in possession of user at time of application. Read and follow label affixed to the container. Refer to container label for use precautions and further information.

To sanitize food eggs: Thoroughly clean all eggs. Prepare a 200 ppm available chlorine solution. Ensure contact with bleach [solution] for 10 min[utes]. The sanitizer temperature must not exceed 130°F. Spray the warm sanitizer so that the eggs are completely wet. Allow the eggs to fully dry before casing or breaking. Do not apply a potable water rinse. The solution must not be re-used to sanitize eggs.

CRB (EPA Reg. No. 5813-120)
[REGISTERED AS *Insert Registered Alternate Brand Name*]
FOR DAIRY AND CREAMERY EQUIPMENT SANITATION

It is a violation of Federal law to use this product in a manner inconsistent with its labeling. Labeling must be in possession of user at time of application. Read and follow label affixed to the container. Refer to container label for use precautions and further information.

This product is effective as a chemical sanitizer of milk utensils, containers and equipment. This product dissolves milk solids and other protein material and is a quick and effective deodorizer.

An exposure period of at least 2 min[utes] to a 185 ppm available chlorine solution must be maintained when the solution temperature is 75°F. [Use the Dilution Table to make the desired dilution]. Use chlorine test strips to quantify the available chlorine. If the available chlorine is less than desired, add a small amount of product slowly and carefully to the dilution and determine the available chlorine with a fresh chlorine test strip. Repeat these steps, as needed, until the desired concentration of chlorine is achieved.

You must clean out large deposits of milk or other organic matter before applying this product/water solution. A sharp decline in the available chlorine content of the solution following circulation through milk processing equipment is usually regarded as evidence of inadequate cleaning of the equipment. If this occurs, investigate promptly.

METAL TEAT CUPS AND TUBES - Before each milking, prepare a 185 ppm available chlorine sanitizing solution. Dip teat cups into this solution before transferring them from one cow to another.

To sanitize: After each milking, rinse cups and tubes with cold water. Wash in detergent solution; rinse in a 185 ppm available chlorine solution for 2 min[utes]; drain thoroughly and dry before using. **(Do NOT leave metal cups in bleach solution.)**

To clean and sanitize milking machines and utensils: Immediately after milking, flush equipment with clean, lukewarm water. Dismantle equipment after each milking and wash it (including all rubber parts and stanchion hoses) and all utensils with a solution prepared by thoroughly mixing 1 oz of your [regular -and/or- powdered] detergent with each gal[lon] of a 185 ppm available chlorine solution. Water temperature must be 100°F to 130°F. **(DO NOT MIX THIS PRODUCT WITH ACID CLEANERS OR MILK STONE REMOVERS.)** Rinse equipment and utensils thoroughly with clean, clear water; drain. Air dry. **Immediately before use, sanitize according to directions shown below.**⁵

Cleaning in place - bulk storage tanks, dairy pipelines, transfer stations: Immediately after emptying milk, flush surfaces with a large volume of clear, lukewarm water until water runs completely clear. Thoroughly mix solution of 1 oz of your [regular -and/or- powdered] detergent with each gal[lon] of a 185 ppm available chlorine solution. Use hot water if available, and maintain the temperature of the solution at 120-160°F throughout the entire circulation. **(DO NOT USE THIS PRODUCT WITH ACID CLEANERS OR MILK STONE REMOVERS.)** Circulate the sanitizing solution through the system for 10 to 15 min[utes] (Brush-wash with solution all parts not coming in contact with solution as it circulates.) Rinse thoroughly with clean, clear water; allow to drain. Air dry. Seal this equipment to help protect against contamination. **Immediately before use, sanitize according to directions shown below.**⁵

Separators, strainers, milk cans, pails, churns, pasteurizers - To clean and sanitize: After using, rinse immediately with clear, cold water; then scrub or pressure-spray with solution of 1 oz of your [regular -and/or- powdered] detergent thoroughly mixed with each gal[lon] of 185 ppm available chlorine solution. Rinse with clean, clear water; drain thoroughly. Air dry. **Immediately before use, sanitize according to directions shown below.**⁵

Milk bottles - To sanitize: Clean and rinse, then immerse for 2 min[utes] in a 185 ppm available chlorine solution prepared with cold or lukewarm water; drain; fill. If bottles are not filled promptly, rinse again with same strength bleach solution immediately before filling; drain thoroughly. Air dry. Ordinarily, 12 gal[lons] of this strength solution will sanitize 5,000 clean quart bottles. Keep this bleach solution clean and free from milk particles.

Ice cream freezers - To clean and sanitize: After using, flush with warm water until water runs clear. Allow surfaces to come to room temperature prior to application of this product. Scrub or pressure-spray with solution prepared by thoroughly mixing 1 oz of [regular -and/or- powdered] detergent with each gal[lon] of 185 ppm available chlorine solution. Allow surface to remain visibly wet for 2 min[utes]. Rinse thoroughly with clean, clear water; drain. Air dry. **Immediately before use, sanitize according to directions shown below.**⁵

CRB (EPA Reg. No. 5813-120)
[REGISTERED AS *Insert Registered Alternate Brand Name*]
FISH PONDS AND EQUIPMENT

It is a violation of Federal law to use this product in a manner inconsistent with its labeling. Labeling must be in possession of user at time of application. Read and follow label affixed to the container. Refer to container label for use precautions and further information.

Fish Ponds: Remove fish from ponds prior to treatment. Thoroughly mix 176 fl oz of this product to 10,000 gal[lons] of water to obtain 10 ppm available chlorine. Add more product to the water if the available chlorine level is below 1 ppm after 5 min[utes]. Return fish to pond after the available chlorine level reaches zero -or- 0.

Fish Pond Equipment: Thoroughly clean all equipment prior to treatment. Thoroughly mix 4 fl oz of this product to 10 gal[lons] of water to obtain 200 ppm available chlorine. Soak porous equipment for one -or- 1 hour.

CRB (EPA Reg. No. 5813-120)
[REGISTERED AS *Insert Registered Alternate Brand Name*]
MAINE LOBSTER PONDS

It is a violation of Federal law to use this product in a manner inconsistent with its labeling. Labeling must be in possession of user at time of application. Read and follow label affixed to the container. Refer to container label for use precautions and further information.

Remove lobsters, seaweed, etc. from ponds prior to treatment. Drain the pond. Thoroughly mix 11,000 fl oz of this product to 10,000 gal[lons] of water to obtain 600 ppm available chlorine. Apply so that all barrows, gates, rocks and dams are treated with product. Permit high tide to fill the pond then close gates. Allow water to stand for 2 to 3 days until the available chlorine level reaches zero -or- 0. Open gates and allow 2 tidal cycles to flush the pond before returning lobsters to pond.

CRB (EPA Reg. No. 5813-120)
[REGISTERED AS *Insert Registered Alternate Brand Name*]
CONDITIONING LIVE OYSTERS

It is a violation of Federal law to use this product in a manner inconsistent with its labeling. Labeling must be in possession of user at time of application. Read and follow label affixed to the container. Refer to container label for use precautions and further information.

Thoroughly mix 10 fl oz of this product to 10,000 gal[lons] of water to 50-70°F to obtain 0.5 ppm available chlorine. Expose oysters to this solution for at least 15 min[utes], monitoring the available chlorine level so that it does not fall below 0.05 ppm. Repeat entire process if the available chlorine level drops below 0.05 ppm or the temperature falls below 50°F.

CRB (EPA Reg. No. 5813-120)
[REGISTERED AS *Insert Registered Alternate Brand Name*]
CONTROL OF SCAVENGERS IN FISH HATCHERY PONDS

It is a violation of Federal law to use this product in a manner inconsistent with its labeling. Labeling must be in possession of user at time of application. Read and follow label affixed to the container. Refer to container label for use precautions and further information.

Prepare a solution containing 200 ppm of available chlorine by mixing 4 fl oz of this product with 10 gal[lons] of water. Pour into drained pond potholes. Repeat if necessary. Do not put desirable fish back into refilled ponds until chlorine residual has dropped to 0 ppm, as determined by a chlorine test kit.

CRB (EPA Reg. No. 5813-120)
[REGISTERED AS *Insert Registered Alternate Brand Name*]
FOR DISINFECTION OF POTABLE DRINKING WATER SYSTEMS
(Public and Individual Systems)

It is a violation of Federal law to use this product in a manner inconsistent with its labeling. Labeling must be in possession of user at time of application. Read and follow label affixed to the container. Refer to container label for use precautions and further information.

Public system:

Mix a ratio of this product to water to produce a 10 ppm available chlorine by weight. Begin feeding this solution with a hypochlorinator until a free available chlorine residual of at least 0.2 ppm and no more than 0.6 ppm is attained throughout the distribution system. Check water frequently with a chlorine test kit. Bacteriological sampling must be conducted at a frequency no less than that prescribed by the National Interim Primary Drinking Water Regulations. Contact your local Health Department for further details.

Individual systems:

1. Dug wells: Upon completion of the casing (lining), wash the interior of the casing (lining) with a 100 ppm available chlorine solution using a stiff brush. After covering the well, pour the sanitizing solution into the well through both the pipesleeve opening and the pipeline. Wash the exterior of the pump cylinder also with the sanitizing solution. Start pump water until strong odor of chlorine in water is noted. Stop pump and wait at least 24 hours. After 24 hours flush well until all traces of chlorine have been removed from the water. Consult your local Health Department for further details.

Individual water systems:

1. Drilled, driven and bored wells: Run pump until water is as free from turbidity as possible. Pour a 100 ppm available chlorine sanitizing solution into the well. Add 5 to 10 gal[lons] of clean, chlorinated water to the well in order to force the sanitizer into the rock formation. Wash the exterior of pump cylinder with the sanitizer. Drop pipeline into well, start pump and pump water until strong odor of chlorine in water is noted. Stop pump and wait at least 24 hours. After 24 hours flush well until all traces of chlorine have been removed from the water. Deep wells with high water levels may necessitate the use of special methods for introduction of the sanitizer into the well. Mix well [(7 drops to 1 gal[lon])]. Consult your local Health Department for further details.

2. Flowing artesian wells: Artesian wells generally do not require disinfection. If analysis indicates persistent contamination, disinfect the well. Consult your local Health Department for further details.

CRB (EPA Reg. No. 5813-120)
[REGISTERED AS *Insert Registered Alternate Brand Name*]
FOR EMERGENCY DISINFECTION OF DRINKING WATER (POTABLE)⁴⁸

It is a violation of Federal law to use this product in a manner inconsistent with its labeling. Labeling must be in possession of user at time of application. Read and follow label affixed to the container. Refer to container label for use precautions and further information.

When boiling of water for 1 min[ute] is not practical, water can be made potable by using this product according to the following use directions. Prior to addition of the product, remove all suspended material by filtration using a clean cloth, towel, coffee filter, or by allowing it to settle to the bottom. Decant the clear and clarified contaminated water to a clean container and add 25 drops -or- 1/4 teaspoon -or- tsp to 1.75 gal[lons] of water [(4 drops to 1 quart)]. Allow the treated water to stand for 30 min[utes]. Properly treated water will have a slight chlorine odor. If not, repeat dosage and allow the water to stand an additional 15 min[utes]. The treated water can then be made palatable by pouring it between clean containers several times. If the water is contaminated with a chemical, adding the product will not make it drinkable. This product is only effective against viruses[‡] and bacteria.

CRB (EPA Reg. No. 5813-120)
[REGISTERED AS *Insert Registered Alternate Brand Name*]
FOR EMERGENCY TREATMENT AFTER FLOODS⁴⁸

It is a violation of Federal law to use this product in a manner inconsistent with its labeling. Labeling must be in possession of user at time of application. Read and follow label affixed to the container. Refer to container label for use precautions and further information.

Wells:

Thoroughly flush contaminated casing with a 500 ppm available chlorine solution. Backwash the well to increase yield and reduce turbidity, adding sufficient chlorinating solution to the backwash to produce a 10 ppm available chlorine residual, as determined by a chlorine test kit. After the turbidity has been reduced and the casing has been treated, add sufficient chlorinating solution to produce a 50 ppm available chlorine residual. Agitate the well water for several hours and take a representative water sample. Re-treat well if water samples are biologically unacceptable.

CRB (EPA Reg. No. 5813-120)
[REGISTERED AS *Insert Registered Alternate Brand Name*]
FOR EMERGENCY TREATMENT AFTER FIRES⁴⁸

It is a violation of Federal law to use this product in a manner inconsistent with its labeling. Labeling must be in possession of user at time of application. Read and follow label affixed to the container. Refer to container label for use precautions and further information.

Cross connections or emergency connections:

Set up the hypochlorination or gravity feed equipment near the intake of the untreated water supply. Apply sufficient product to give a chlorine residual of at least 0.1 to 0.2 ppm at the point where the untreated supply enters the regular distribution system. Use a chlorine test kit.

CRB (EPA Reg. No. 5813-120)
[REGISTERED AS *Insert Registered Alternate Brand Name*]
FOR EMERGENCY TREATMENT AFTER DROUGHTS⁴⁸

It is a violation of Federal law to use this product in a manner inconsistent with its labeling. Labeling must be in possession of user at time of application. Read and follow label affixed to the container. Refer to container label for use precautions and further information.

A. Supplementary water supplies:

Set up the gravity or mechanical hypochlorite feeders on a supplementary line to dose the water to a minimum chlorine residual of 0.2 ppm after a 20 min[ute] contact time. Use a chlorine test kit.

B. Water shipped in by tanks, tank cars, trucks, etc.:

Thoroughly clean all containers and equipment. Spray a 500 ppm available chlorine solution and rinse with potable water after 5 min[utes]. During the filling of the containers, dose with sufficient amounts of this product to provide at least a 0.22 ppm chlorine residual. Use a chlorine test kit.

CRB (EPA Reg. No. 5813-120)
[REGISTERED AS *Insert Registered Alternate Brand Name*]
FOR EMERGENCY TREATMENT AFTER MAIN BREAKS⁴⁸

It is a violation of Federal law to use this product in a manner inconsistent with its labeling. Labeling must be in possession of user at time of application. Read and follow label affixed to the container. Refer to container label for use precautions and further information.

Mains:

Before assembly of the repaired section, flush out mud and soil. Permit water flow of at least 2.5 feet per min[ute] to continue under pressure while injecting this product by means of a hypochlorinator. Stop water flow when a chlorine residual test of 50 ppm is obtained at the low pressure end of the new main section after a 24 hour retention time. When chlorination is completed, the system must be flushed free of all heavily chlorinated water.

CRB (EPA Reg. No. 5813-120)
[REGISTERED AS *Insert Registered Alternate Brand Name*]
FOR SPAS, HOT TUBS AND IMMERSION TANKS, ETC.

It is a violation of Federal law to use this product in a manner inconsistent with its labeling. Labeling must be in possession of user at time of application. Read and follow label affixed to the container. Refer to container label for use precautions and further information.

Spas/hot tubs:

Using a dilution chart or formula, calculate an approximate amount of product per 1,000 gal[ons] of water to obtain a free available chlorine concentration of 5 ppm, as determined by a suitable chlorine test kit. Adjust and maintain pool water pH to between 7.2 and 7.8. Some oils, lotions, fragrances, cleansers, etc. may cause foaming or cloudy water as well as reduce the efficiency of the product.

- 1. Maintaining the water:** To maintain the water, apply the product solution over the surface to maintain a chlorine concentration of 0.6 - 1 ppm.
- 2. After each use:** Shock treat to control odor and algae, using the product at a rate of 1 1/2 cups to 500 gal[ons] of water.
- 3. Periods of disuse:** During periods of disuse, add product daily to maintain a 3 ppm chlorine concentration.
- 4.** Do not reenter pool until the chlorine level is between 1 to 3 ppm. Re-entry to treated spas/hot tubs is prohibited above 5 ppm due to risk of bodily harm.

Before draining a treated spa, hot tub, or immersion tank, contact your local sanitary sewer and storm drain authorities and follow their discharge instructions. Do not discharge treated water to any location that flows to a gutter, storm drain or natural water body unless discharge is allowed by state and local authorities.

CRB (EPA Reg. No. 5813-120)
[REGISTERED AS *Insert Registered Alternate Brand Name*]
FOR WADING POOL DISINFECTION

It is a violation of Federal law to use this product in a manner inconsistent with its labeling. Labeling must be in possession of user at time of application. Read and follow label affixed to the container. Refer to container label for use precautions and further information.

This product is a 7.5% sodium hypochlorite solution containing approximately 7.1% available chlorine by weight—is a convenient, economical source of chlorine for water treatment in swimming and wading pools. Also, because this product is a liquid with no insoluble particles, it is especially suitable for this use.

For initial fillings, in chlorinated wading pools, with approximately 1/8 cup per 100 gal[lons] of new water to yield 5 - 10 ppm available chlorine. Mix required amount of this product with 2 gal[lons] of water and scatter over surface of pool. Mix uniformly with pool water. Do not reenter pool until the chlorine residual is between 1 to 3 ppm. Maintain a residual of 0.6 - 1 ppm available chlorine by adding 1 teaspoon -or- tsp of this product per 100 gal[lons] of water each day. For acid-stabilized pools, maintain a residual of 1 - 1.5 ppm available chlorine. Test the pH, available chlorine residual and alkalinity of the water frequently with appropriate test kits. Frequency of water treatment will depend upon temperature and number of swimmers. Empty small pools daily. (This product will not harm plastic pools).

The chart below is a guide to the amount of this product to add to various sized round pools at initial filling. Add 1 fl[uid] ounce -or- oz of this product to every 100 gal[lons] of pool water.

Depth of Water	Pool Diameter 4 F[ee]t	Pool Diameter 6 F[ee]t	Pool Diameter 8 F[ee]t	Pool Diameter 10 F[ee]t	Pool Diameter 15 F[ee]t
6 in[ches]	1/16 cup	1/8 cup	1/4 cup	3/8 cup	3/4 cup
1 f[oo]t	1/8 cup	1/4 cup	1/2 cup	3/4 cup	1 5/8 cup
2 f[ee]t	1/4 cup	1/2 cup	1 cup	1 1/2 cup	3 1/4 cup
3 f[ee]t	3/8 cup	3/4 cup	1 1/2 cup	2 1/4 cup	5 cups

TABLE OF LIQUID MEASURES

3 tsp =	1 Tbsp =	1/2 [fl[uid]] Ounce -or- oz =	1/16 cup
16 Tbsp =	8 [fl[uid]] Ounces -or- oz =	1 cup =	1/2 pint

Stabilized pools must maintain a residual of 1 to 1.5 ppm available chlorine. Test the pH, available chlorine residual and alkalinity of the water frequently with appropriate test kits. Frequency of water treatment will depend upon temperature and number of swimmers.

Before draining a treated wading pool, contact your local sanitary sewer and storm drain authorities and follow their discharge instructions. Do not discharge treated pool water to any location that flows to a gutter, storm drain or natural water body unless discharge is allowed by state and local authorities.

CRB (EPA Reg. No. 5813-120)
[REGISTERED AS *Insert Registered Alternate Brand Name*]
FOR SWIMMING POOL DISINFECTION

It is a violation of Federal law to use this product in a manner inconsistent with its labeling. Labeling must be in possession of user at time of application. Read and follow label affixed to the container. Refer to container label for use precautions and further information.

This product is a 7.5% sodium hypochlorite solution containing approximately 7.1% available chlorine by weight. The purity of its ingredients and the carefully supervised process of its manufacture make this product a quality source of chlorine for water treatment in swimming and wading pools. This product is especially suitable for use in chlorinators as it is a liquid and has no insoluble particles. This product is widely used as a source of chlorine for swimming pool sanitation and does not have any adverse effects on materials used in pool construction including swimming pool liners.

For each new filling of your pool, use following initial dosages of this product to achieve 5-10 ppm available chlorine in the pool.

Swimming Pool Size in Gal[lons]	Initial Dosage of this product	Swimming Pool Size in Gal[lons]	Initial Dosage of this product
5,000	6 cups	20,000	24 cups
6,000	7 cups	25,000	30 cups
8,000	10 cups	30,000	36 cups
10,000	12 cups	35,000	42 cups
15,000	18 cups		

NOTE: 2 cups = 1 pint; 4 cups = 1 quart; 16 cups = 1 gal[lon]

To determine the volume of water in the pool when filled, assume 7 1/2 gal[lons] of water for each cubic foot -or- ft³ of pool capacity. 6 cups of this product per 5,000 gal[lons] of water will supply approximately 5 ppm (parts per million) available chlorine, but this may dissipate rather rapidly in new water depending on the general sanitation conditions of the pool. Use chlorine test strips to quantify the available chlorine. If the available chlorine is less than desired, add a small amount of product slowly and carefully to the dilution and determine the available chlorine with a fresh chlorine test strip. Repeat these steps, as needed, until the desired concentration of chlorine is achieved.

In chlorinating a swimming pool, mix the required amount of this product with 10 parts water and feed this solution through a chlorinator into the main water supply line to the pool. Adjust the feeding rate so the required quantity of this product will be added uniformly throughout the filling of the pool; or, if the water is circulated through a filter, add the bleach throughout one complete circulation. If this product cannot be fed into the main water supply line, mix 1 cup of this product with 5 gal[lons] of water and scatter over a portion of the pool surface; repeat until the required amount of this product has been scattered over entire surface of the pool. Re-entry to treated pools is prohibited above 4 ppm due to risk of bodily harm.

After the initial filling, add more of this product as needed to maintain 0.6 to 1 ppm available chlorine in the pool. Check chlorine level in pool water at least daily with a pool testing kit. 1.25 cups -or- 10 [fluid] ounces -or- oz of this product per 5,000 gal[lons] of water will supply approximately 1 ppm available chlorine. Frequency of application of this dosage will vary depending on number of people using the pool, weather conditions (sunlight exposure) and general cleanliness of the pool area. For acid-stabilized pools, maintain the chlorine level at 1 to 1.5 ppm available chlorine.

Every 7 days, or as necessary, superchlorinate the pool with 6-12 cups of product for each 5,000 gal[lons] of water to yield 5 to 10 ppm available chlorine by weight. Check the level of available chlorine with a test kit. Do not reenter pool until the chlorine residual is between 1 to 3 ppm.

The effectiveness of the chlorine is best when the pool water has a pH range of 7.2 to 7.6. The pH of the pool water must be checked daily using a pool pH testing kit and adjusted as necessary.

The regular use of this product, in the above proportions, in the swimming pool usually prevents the growth of algae in the water; however, if algae growth is causing the pool water to look cloudy and uninviting, it may be corrected by doubling the initial dosage of this product for a few treatments (12 cups instead of 6 cups per 5,000 gal[lons] of new water). Add the additional product to the pool in the evening after the pool is out of use so the excess chlorine will be dissipated before the pool is used again.

If algae are growing on the bottom or walls of the pool, scrub pool with a solution of 2 cups of this product to 5 gal[lons] of water applying solution with a fiber brush. Scrub the pool while wet and then rinse off after algae growth has been removed. Flush all of the growth and dirty solution from the pool with clear water before the pool is refilled. Avoid skin contact with undiluted product; if such contact occurs, rinse immediately with water. When added, this product has no deleterious effects on the eyes, nasal passages, or skin of people using the pool and will have no effect on swimming apparel.

Before draining a treated pool, contact your local sanitary sewer and storm drain authorities and follow their discharge instructions. Do not discharge treated pool water to any location that flows to a gutter, storm drain or natural water body unless discharge is allowed by state and local authorities.

CRB (EPA Reg. No. 5813-120)
[REGISTERED AS *Insert Registered Alternate Brand Name*]
DILUTION TABLE

To obtain a solution with an approximate available chlorine level (parts per million), thoroughly mix the indicated amounts of bleach and water. Use the Dilution Table to make the desired dilution]. Use chlorine test strips to quantify the available chlorine. If the available chlorine is less than desired, add a small amount of product slowly and carefully to the dilution and determine the available chlorine with a fresh chlorine test strip. Repeat these steps, as needed, until the desired concentration of chlorine is achieved. Always test to ensure efficacy.

Approximate ppm Available Chlorine	Volume of this product	Volume of Water
0.5	1fl oz	1,000 gal[lons]
	1 drop	2 gal[lons]
5	1 fl oz	110 gal[lons]
	7 drops	1 gal[lon]
	1/2 tsp	10 gal[lons]
10	1 tsp	10 gal[lons]
	1fl oz	55 gal[lons]
	14 drops	1 gal[lon]
35	1/2 tsp	1-1/3 gal[lons]
50	3/4 gal[lon]	1,000 gal[lons]
	3 tsp	5 gal[lons]
	2 Tbsp	10 gal[lons]
70	1/4 tsp	1/3 gal[lon]
100	1-3/4 fl oz	10 gal[lons]
185	2 tsp	1 gal[lon]
200	4 fl oz	10 gal[lons]
300	1/2 Tbsp	1/2 gal[lon]

Approximate ppm Available Chlorine	Volume of this product	Volume of Water
500	1/3 cup	3 gal[lons]
600	11, 000 fl oz	10,000 gal[lons]
1,100	1/4 cup	1 gal[lon]
1,500	1/3 cup	1 gal[lon]
2,000	1/3 cup	3/4 gal[lon]
	1 part	36 parts
2,200	1/2 cup	1 gal[lon]
2,900	4 gal[lons]	96 gal[lons]
	1/2 cup	3/4 gal[lons]
	1 part	24 parts
6,000	1 part	11 parts
8,000	1 part	8 parts
9,000	1 part	7 parts
10,000	1 part	6 parts
12,000	1 part	5 parts
14,000	1 part	4 parts
26,000	1 part	1-3/4 parts

Table of Liquid Measures:

1 drop = 0.0017 fl oz
 1 Tbsp = 3 tsp
 1 fl oz = 2 Tbsp
 1 cup = 8 fl oz
 1 pint = 2 cups = 16 fl oz
 1 quart = 4 cups = 2 pints = 32 fl oz
 1 gal[lon] = 4 quarts = 8 pints = 16 cups = 128 fl oz

DILUTION TABLE: PPM (Parts Per Million Available Chlorine).

Degrades with age and exposure to sunlight and heat. Check the level of available chlorine with a test kit.

1/3 fl oz [of] this product (2 tsp) + One -or- 1 Gal[lon] [of] Water = 185 ppm
 [(Equivalent performance to 200 ppm [(test)] standard] for food contact surface sanitization)]
 2.7 fl oz [of] this product (1/3 cup) + One -or- 1 Gal[lon] [of] Water = 1,500 ppm
 2.7 fl oz [of] this product (1/3 cup) + 3/4 Gal[lon] [of] Water = 2,000 ppm

Alternate Brand Names (ABNs)

- Clorox® Bleach₁
- Clorox® Disinfecting Bleach

- Clorox® Regular Bleach₃

Footnotes

- ¹ allow refrigerator -and/or- freezer to come to room temperature
- ² Staphylococcus aureus, MRSA¹³
- ³ Rhinovirus [Type 14] & Influenza A Virus
- ⁴ Food contact sanitization use surfaces
- ⁵ BEFORE USE - Rinse with a 185 ppm available chlorine sanitizing solution [(equivalent performance to 200 ppm [[test] standard])] for 2 min[utes]; drain thoroughly
- ⁶ Pseudomonas aeruginosa
- ⁷ Streptococcus pneumoniae
- ⁸ Do not use for disinfecting against Mycobacterium bovis -and/or- Canine Parvovirus -and/or- Feline Parvovirus
- ⁹ Sanitizes: Staphylococcus aureus and Klebsiella pneumoniae
- ¹⁰ Dust mite matter -or- particles -and/or- pet dander -and/or- dog dander -and/or- cat dander -and/or- cockroach matter
- ¹¹ Influenza A Virus
- ¹² [due to temporary surface treatment -or- conditions surface] by reducing -or- via reduction of soil adhesion
- ¹³ Methicillin-Resistant Staphylococcus aureus
- ¹⁴ Salmonella enterica
- ¹⁵ Staphylococcus aureus
- ¹⁶ Escherichia coli [O157:H7]
- ¹⁷ Klebsiella oxytoca
- ¹⁸ This strain of Multi-drug Acinetobacter baumannii has shown resistance to the following antibiotics: Aztreonam, Gentamicin, Trimethoprim/Sulfa]
- ¹⁹ For other germs -or- organisms -or- viruses[‡] -and/or- bacteria -and/or- fungi, see back label -or- panel
- ²⁰ Reduces soil adhesion -and/or- increases surface wettability -and/or- whitens -and/or- deodorizes -and/or- Anti-allergen
- ²¹ Rhinovirus [Type 14]
- ²² non-public health cleaning only
- ²³ on treated[, hard, nonporous] surfaces
- ²⁴ when used according to disinfection directions
- ²⁵ SARS-associated Coronavirus
- ²⁶ Aspergillus brasiliensis
- ²⁷ Clostridium difficile[¥]
- ²⁸ MERS [(Middle Eastern Respiratory Syndrome)]-Associated Coronavirus
- ²⁹ tested as Feline Calicivirus
- ³⁰ Community Associated Methicillin-Resistant Staphylococcus aureus [(CA-MRSA)], MRSA¹³, Multi-drug resistant Acinetobacter baumannii^[18], Vancomycin-Resistant Enterococcus faecalis [(VRE)], ESBL producing E. coli^{§§§§}
- ³¹ [Same number of uses -or- loads -or- doses as before or previous [121 -or- 64 -or- 30 -or- 16 fl oz] **insert ABN** [EPA Reg. No. 5813-111] or **ABN** [EPA Reg. No. 5813-114]
- ³² v[ersu]s[.] -or- compared to [previous] **insert ABN** [EPA Reg. No. 5813-111] registered organisms
- ³³ v[ersu]s[.] -or- compared to [previous] **insert ABN** [EPA Reg. No. 5813-111] dose volume
- ³⁴ Salmonella enterica -and/or- Shigella dysenteriae -and/or- Escherichia coli -and/or- Listeria monocytogenes -and/or- Yersinia enterocolitica
- ³⁵ v[ersu]s[.] -or- compared to [previous] **insert ABN** [EPA Reg. No. 5813-111]
- ³⁷ Easton, G.D., M.E. Nagle, and D.L. Bailey, 1972. "Verticillium albo-atrum Carried by Certified Seed Potatoes into Washington and Control by Chemicals", American Potato Journal 49: 397-402
- ³⁸ use 1/3 cup in 3/4 gal[lon] water
- ³⁹ sanitization claim
- ⁴⁰ vs a -or- the [leading] [bargain -and/or- value] detergent alone [in H[igh] E[fficiency] machines]
- ⁴¹ on treated surfaces
- ⁴² **insert organism(s) from List 2A -and/or- 2B -and/or- 2C, with correct corresponding dilution in Directions For Use**
- ⁴³ [Uses] for 1/3 cup dose options v[ersu]s[.] -or- compared to [previous] **insert ABN** for EPA Reg. No. 5813-111
- ⁴⁴ To kill Pseudomonas aeruginosa, use 1/3 cup in 3/4 gal[lon] of water
- ⁴⁵ Mycobacterium bovis
- ⁴⁶ 10 min[ute] contact time
- ⁴⁷ v[ersu]s[.] -or- compared to [previous] **insert ABN** [EPA Reg. No. 5813-111] 121 fl oz **only use on 81 fl oz bottle** -and/or- 64 fl oz **only use on 43 fl oz bottle** -and/or- 30 [fl oz] **only use on 24 fl oz bottle with "20%" value in claim** -and/or- 16 fl oz **only use on 11 fl oz bottle with "25% -or- 20%" values in claim** [fl[uid] ounce -or- oz bottle volume]
- ⁴⁸ Not to be used for everyday drinking water
- ⁴⁹ based on 2 bleached loads/week
- ⁵⁰ based on 1 clean/week using bleach
- ⁵¹ Formulated -or- made without BPA [Bisphenol A]
- ⁵² produced in a facility running on 100% renewable energy
- ⁵³ Made with **X%** Post-consumer recycled plastic/PCR/pre-consumer and/or post-industrial recycled plastic **where X is a number between 1 and 100%**
- ⁵⁴ use as directed
- ⁵⁵ When used as directed
- ⁵⁶ **insert organism(s) from List 2A**
- ⁵⁷ when diluted according to use directions
- ⁵⁸ Canine Parvovirus and Feline Parvovirus
- ^{**} [based on stain removal] vs. detergent alone
- ^{††††} food grease -and/or- food oil -and/or- coffee stains -and/or- tea stains -and/or- soap scum -and/or- water marks -and/or- dirt -and/or- mud -and/or- toothpaste
- [†] must preclean surface prior to disinfection
- [‡] [1/3 cup] in 1 gal[lon] of water
- ^{§§§§} Extended Spectrum Beta Lactamase producing Escherichia coli
- [†] Staphylococcus aureus, Salmonella enterica, Rhinovirus [Type 14] and Influenza A Virus
- ^{[‡} Viruses]

[## Bloodborne Pathogens]

✧ Kills SARS-CoV-2 on hard, nonporous surfaces

⊗ Kills SARS-CoV-2 [and] variants hCoV-19/Alpha [204820464/2020] [(B.1.1.7)] [(NR-54000)], hCoV-19/Beta [KRISP-EC-K005321/2020] [(B.1.351)] [(NR-54008)], hCoV-19/Alpha[CA_CDC_5574/2020] [(B.1.1.7)] [(NR-54011)] on hard, nonporous surfaces

△ On hard, nonporous surfaces. Allow product to air dry.

¥ Follow [the] Special Instructions for Cleaning Prior to Disinfection [listed on label]

ℙ [on] hard, nonporous surfaces [of] [identified on this label]

▫ made of hard, nonporous materials

ƒ [This product] removes 10 of the most difficult laundry stains -or- 10 laundry stains: Tea, Coffee, [Red] Wine, [Blue]berry, Spaghetti -or- Tomato Sauce, Chocolate [Syrup], Mustard, Gravy, [Grape] Juice, [Ball Point] Ink