



## OFFICE OF CHEMICAL SAFETY AND POLLUTION PREVENTION

WASHINGTON, D.C. 20460

September 24, 2025

Christina Wilkinson  
Agent  
The Clorox Company  
Electronic Transmittal: [cwilkinson@srcconsultants.com](mailto:cwilkinson@srcconsultants.com)

Subject: PRIA Label and CSF Amendment – Adding Alternate Use Directions, Laundry, Marketing Claims, Revising Basic and Adding Alternate CSFs A01-A07  
Product Name: CLB I  
EPA Registration Number: 5813-114  
Received Date: 09/19/2025  
Action Case Number: 00627327

Dear Christina Wilkinson:

The amended label and CSF(s) referred to above, submitted in connection with registration under the Federal Insecticide, Fungicide and Rodenticide Act, as amended, are acceptable. This approval does not affect any conditions that were previously imposed on this registration. You continue to be subject to existing conditions on your registration and any deadlines connected with them.

A stamped copy of your labeling is enclosed for your records. This labeling supersedes all previously accepted labeling. Pursuant to 40 CFR 156.10(a)(6), you must submit one copy of the final printed labeling before you release the product for shipment with the new labeling. In accordance with 40 CFR 152.130(c), you may distribute or sell this product under the previously approved labeling for 18 months from the date of this letter. After 18 months, you may only distribute or sell this product if it bears this new revised labeling or subsequently approved labeling. "To distribute or sell" is defined under FIFRA section 2(gg) and its implementing regulation at 40 CFR 152.3.

Please note that the record for this product currently contains the following CSF(s):

- Basic CSF dated 08/20/2024
- Alternate CSF A01 – A07 dated 08/20/2024

Should you wish to add/retain a reference to the company's website on your label, then please be aware that the website becomes labeling under FIFRA and is subject to review by the Agency. See FIFRA section 2(p)(2). If the website is false or misleading, the product would be misbranded and unlawful to sell or distribute under FIFRA section 12(a)(1)(E). 40 CFR 156.10(a)(5) lists examples of statements EPA may consider false or misleading. In addition, regardless of whether a website is referenced on your product's label, claims made on the website may not substantially differ from those claims approved through the registration process, FIFRA section 12(a)(1)(B). Therefore, should the Agency find or if it is brought to our attention that a website contains false or misleading statements or claims substantially differing from the EPA approved registration, the website will be referred to the EPA's Office of Enforcement and Assurance.

Your release for shipment of the product constitutes acceptance of these conditions. If these conditions are not complied with, the registration will be subject to cancellation in accordance with FIFRA section 6. If you have any questions, please contact Terria Northern via email at [northern.terria@epa.gov](mailto:northern.terria@epa.gov).

Sincerely,

A handwritten signature in black ink, appearing to read 'D. Fuller', with a stylized flourish at the end.

Demson Fuller, Product Manager 32  
Regulatory Management Branch I  
Antimicrobials Division (7510P)  
Office of Pesticide Programs

Enclosure: Accepted Label

**Label identification**

CLB I, EPA Reg. No. 5813-114

RC206103

11:30 6/20/25

**ACCEPTED**

**09/24/2025**

Under the Federal Insecticide, Fungicide  
and Rodenticide Act as amended, for the  
pesticide registered under  
EPA Reg. No. 5813-114

**Formatting notes**

**Applicable for all claims**

**Now[!] -and/or- New[!] -and/&/or- Improved[!] to be used as a claim descriptor only for the first 6 months of product on shelf**

***Bold, italicized text is information for the reader and is not part of the label.***

[Bracketed information is optional text.]

All footnotes are on the last page, unless they are part of EPA's mandated text.

The word "and" may be substituted with "&". Plural words may be used in their singular form or singular words may be used in their plural form unless otherwise specified in 40 CFR.

All directions may be written in numbered form or in paragraph form.

Optional text may be placed anywhere on the label/container.

Highlighted text is new. Strike-through text means removed.

# CLB I

**KEEP OUT OF REACH OF CHILDREN  
DANGER: CORROSIVE.**

**FIRST AID:**

**IF IN EYES:** Hold eye open and rinse slowly and gently with water for 15-20 minutes. Remove contact lenses, if present, after the first 5 minutes, then continue rinsing eye. **IF ON**

**SKIN OR CLOTHING:** Take off contaminated clothing. Rinse skin immediately with plenty of water for 15-20 minutes.

**IN EITHER CASE, CALL A POISON CONTROL CENTER OR DOCTOR IMMEDIATELY FOR TREATMENT ADVICE.**

See back panel for additional precautionary labeling.

**ACTIVE INGREDIENT:**

Sodium Hypochlorite ..... 6.05%

OTHER INGREDIENTS:..... 93.95%

TOTAL:..... 100.00%

(Yields 5.75% available chlorine)

Contains no phosphorus

**NET CONTENTS** \_\_\_\_\_

## **PRECAUTIONARY STATEMENTS: Hazards to humans and domestic animals.**

### **DANGER: CORROSIVE.**

Causes irreversible eye damage and skin burns. Harmful if swallowed. Do not get in eyes, on skin, or on clothing. Wear safety glasses -or- protective eyewear and rubber gloves when handling this product. Wash thoroughly with soap and water after handling and before eating, drinking, chewing gum, using tobacco, or using the toilet -or- restroom. Avoid breathing vapors and use only in a well ventilated area. [Remove and wash contaminated clothing before reuse.]

[Follow the manufacturer's instructions for cleaning/maintaining PPE. If no such instructions for washables, use detergent and hot water. Keep and wash PPE separately from other laundry.]

#### **FIRST AID:**

**IF IN EYES:** Hold eye open and rinse slowly and gently with water for 15-20 minutes. Remove contact lenses, if present, after the first 5 minutes, then continue rinsing eye. Call a poison control center or doctor for treatment advice.

**IF ON SKIN OR CLOTHING:** Take off contaminated clothing. Rinse skin immediately with plenty of water for 15-20 minutes. Call a poison control center or doctor for treatment advice. **IF SWALLOWED:** Have person sip a glassful of water if able to swallow. Do not induce vomiting unless told to do so by a poison control center or doctor. Do not give anything by mouth to an unconscious person.

**NOTE TO PHYSICIAN:** Probable mucosal damage may contraindicate the use of gastric lavage.

Call a poison control center or doctor immediately for further treatment advice. Have product container or label with you when calling a poison control center or doctor, or going for treatment. Clorox Information Line: 1-800-292-2200.

**PHYSICAL OR CHEMICAL HAZARDS:** Product contains a strong oxidizer. Always flush drains before and after use. **Do not use or mix with other [household] chemicals**, such as toilet bowl cleaners, rust removers, acids or products containing ammonia. To do so will release hazardous irritating gases. [Prolonged contact with metal may cause pitting or discoloration.]

**For containers 5 gallons and greater: (and not labeled for treatment of pools, spas, hot tubs, or fountains)**

**ENVIRONMENTAL HAZARDS:** This product is toxic to fish, aquatic invertebrates, oysters and shrimp. Do not discharge effluent containing this product into lakes, streams, ponds, estuaries, oceans or other waters unless in accordance with the requirements of a National Pollutant Discharge Elimination System (NPDES) permit and the permitting authority has been notified in writing prior to discharge. Do not discharge effluent containing this product to sewer systems without previously notifying the local sewage treatment plant authority. For guidance contact your State Water Board or Regional Office of the EPA.

**For use with 4 to 6 gallon buckets/containers as defined in the ASTM standard; see Child Hazard Drowning Pictogram text below:**

**NOTICE:** CHILDREN CAN FALL INTO BUCKET AND DROWN. KEEP CHILDREN AWAY FROM BUCKET WITH EVEN A SMALL AMOUNT OF WATER.



**For containers less than 5 gallons:**

**ENVIRONMENTAL HAZARDS:** This product is toxic to fish, aquatic invertebrates, oysters and shrimp.

**For labels with drinking water uses**

The following practices help to minimize degradant formation in drinking water disinfection:

- It is recommended to minimize storage time.
- It is recommended that the pH of the solution be in the range of 11-13.
- It is recommended to minimize sunlight exposure by storing in opaque containers and/or in a covered area. Solutions should be stored at lower temperatures. Every 5°C reduction in storage temperature will reduce degradant formation by a factor of two.
- Dilution significantly reduces degradant formation. For products with higher concentrations, it is recommended to dilute hypochlorite solutions with cool, softened water upon delivery, if practical for the application.

**Household -and/or- Residential uses; 16 fl oz, 30 fl oz, 64 fl oz, 121 fl oz**

**STORAGE AND DISPOSAL:** Store away from children. Reclose cap tightly after each use. [This product] degrades with age and exposure to heat and sunlight. Store [this product] upright in a cool, dry area, away from direct sunlight and heat. Do not contaminate food or feed by storage, disposal or cleaning of equipment. Use diluted bleach solutions as soon as possible. Do not store. **PRODUCT DISPOSAL:** Product or rinsates that cannot be used must be diluted with water before disposal in a sanitary sewer. **CONTAINER HANDLING:** Nonrefillable container. Do not reuse or refill this container. Recycle empty container or discard in trash.

**Professional -and/or- Institutional uses - including labels intended for restaurants, medical facilities, daycare facilities; 121 fl oz:**  
**STORAGE AND DISPOSAL:** Store away from children. Reclose cap tightly after each use.. [This product] degrades with age and exposure to heat and sunlight. Store [this product] upright in a cool, dry area, away from direct sunlight and heat. In case of spill, flood areas with large quantities of water. Do not contaminate food or feed by storage, disposal or cleaning of equipment. Use diluted bleach solutions as soon as possible. Do not store.. **PRODUCT DISPOSAL:** Product or rinsates that cannot be used must be diluted with water before disposal in a sanitary sewer. **CONTAINER HANDLING:** Nonrefillable container. Do not reuse or refill this container. [Triple rinse container (or equivalent) promptly after emptying.] Recycle empty container or discard in trash.

**Professional -and/or- Institutional uses -For use with containers greater than 5 gallons:**

**STORAGE AND DISPOSAL:** Do not contaminate food or feed by storage and disposal of this product. **STORAGE:** Store away from children. Reclose cap tightly after each use. [This product] degrades with age and exposure to heat and sunlight. Store [this product] upright in a cool, dry area, away from direct sunlight and heat. In case of spill, flood areas with large quantities of water before discarding this container in trash

**PESTICIDE DISPOSAL:** Pesticide wastes are acutely hazardous. Improper disposal of excess pesticide, spray mixture, or rinsate is a violation of Federal Law. If these wastes cannot be disposed of by use according to label instructions, contact your State Pesticide or Environmental Control Agency, or the Hazardous Waste Representative at the EPA Regional Office for guidance.

**nonrefillable container**

**CONTAINER HANDLING AND DISPOSAL:** Nonrefillable container. Do not re-use or refill this container. Triple rinse container (or equivalent) promptly after emptying. Triple rinse as follows: empty remaining contents from this container into mix tank. Pressure rinse container thoroughly. Empty rinsate into mix tank for dilution before disposal into sanitary sewer. Repeat pressure rinse procedure two more times. Recycle empty container or discard in trash. Do not contaminate food or feed by storage and disposal of this product.

**refillable container**

**CONTAINER HANDLING AND DISPOSAL:** Refillable container. Refill container with this product only. Do not reuse this container for any other purpose. Pressure rinsing the container before final disposal is the responsibility of the person disposing of the container. Cleaning before refilling is the responsibility of the refiller. To clean the container prior to final disposal, empty remaining contents from this container into mix tank. Pressure rinse container thoroughly. Empty rinsate into mix tank for dilution before disposal into sanitary sewer. Repeat pressure rinse procedure two more times. Recycle empty container or discard in trash. Do not contaminate food or feed by storage and disposal of this product.

## Company Information

### Satisfaction Guaranteed

Satisfaction Guaranteed! At Clorox, we have prided ourselves in making consistent quality bleach for [over -or- more than] 100 -or- **insert years** years, and we are dedicated to ensuring your total satisfaction with our product. If you are not completely satisfied, please call the number below.

### Clorox Customer Assistance (800) 292-2200

Any Questions? The experts at Clorox are standing by to answer any of your laundry or household cleaning questions.

"Clorox" is a registered trademark of The Clorox Company.  
Commercial Solutions is a registered trademark of The Clorox Company -or- Clorox Professional Products Company.  
Bottle shape is a registered trademark of the Clorox Company.

[Visit -or- Check [out] our website at] [www.clorox.com](http://www.clorox.com)  
[for more information] [on Clorox®] -or-  
Visit us at [www.clorox.com](http://www.clorox.com) -or- [www.cloroxhome.com](http://www.cloroxhome.com)  
For more [product -and/or- ingredient] information, visit  
[www.smartlabel.org](http://www.smartlabel.org). -or- **insert website(s)**  
For [a] Spanish translation of product directions -or- instructions  
-or- information, visit **insert website**.  
For SDS information, please visit **insert website**.

Questions [? -or- or] Comments? or  
Call [Toll Free] (888) 797-7225 -or- (800) 227-1860 -or-  
1-800-292-2200 -or- **insert toll free number**.  
Write us at:  
Clorox Consumer Services  
P.O. Box 24305  
Oakland, CA 94623

EPA Reg. No. 5813-114  
EPA Est. No. 5813-CA-3 (A8), CA-6 (TPP), GA-1 (A4), GA-2 (VG),  
IL-2 (VF), MD-2 (E6), TX-1 (A5); 71681-IL-2 (03), IL-2 (24)  
Beginning of batch code indicates Est. No.  
U.S. Pat. Nos. 8,993,505 and 9,012,389

**For Puerto Rico only**  
EPA Est. No. 5813-PR-1

Mfd. for & © YYYY The Clorox Company  
1221 Broadway, Oakland, CA 94612  
Made in [the] U.S.A. [of global components -or- ingredients]

**For Puerto Rico only**  
Ave. Chardon, #350, Torre Chardon, Suite 325, San Juan, PR 00918.  
Made in Puerto Rico [of global components -or- ingredients]

# CLB I (EPA Reg. No. 5813-114)

## Table of Contents

<b>1. Company Information .....</b>	<b>3</b>	Cut Flowers .....	(19)
<b>2. Packaging Related Statements and Graphics .....</b>	<b>6</b>	Wading Pools .....	(19)
<b>3. Closure Directions for Use .....</b>	<b>6</b>	Kitchen and Bathroom .....	(19)
<b>4. Mandatory Directions for Use Statement .....</b>	<b>8</b>	Removing Exterior Mold stains .....	(19)
<b>5. Directions for Use Summary Table .....</b>	<b>8-11</b>	Removing Mold and Mildew .....	(19)
<b>6. Laundry Use .....</b>	<b>13-14</b>	Patio Moss and Mildew Stains .....	(19)
Whitening Directions for Use .....	(13)	Kitchenware .....	(19)
Sanitization Directions for Use .....	(13)	Pet's Food and Water Bowls .....	(19)
High Efficiency Washing Machine Maintenance .....	(14)	Baby Items .....	(20)
<b>7. Household/Commercial/Institutional Use .....</b>	<b>15-17</b>	Spring Cleaning .....	(20)
Disinfection Directions for Use .....	(15)	Toilet Bowls .....	(20)
Special Label Instructions for Cleaning Prior to Disinfection against Clostridioides difficile endospores .....	(16)	<b>9. Organism Lists .....</b>	<b>21-25</b>
For Killing TB Mycobacterium bovis .....	(16)	List 1A & List 1B: Laundry Sanitization Organisms .....	(21)
Special Instructions for Cleaning and Decontaminating Against HIV, HBV, HCV and Ebola virus on Surfaces/Objects Soiled with Blood/Body Fluids .....	(16)	List 2A: Hard, Nonporous Surface Disinfection Organisms .....	(21-22)
Food Contact Sanitization Directions for Use .....	(17)	List 2B, List 2C & List 2D: Hard, Nonporous Surface Disinfection Organisms .....	(23)
Non-Food Contact Sanitization Directions for Use .....	(17)	List 3: Food Contact Sanitization Organisms .....	(23)
Hospital Use .....	(17)	List 4: Non-Food Contact Sanitization Organisms .....	(23)
Allergen Directions for Use .....	(17)	List 5C & List 5D: Laundry Presoak Disinfection Organisms .....	(24-25)
<b>Service Bulletins</b>		<b>10. Use Surfaces, Sites, and Surface Materials .....</b>	<b>26-27</b>
<b>8. Consumer Uses .....</b>	<b>18-20</b>	List 5A: Hard, Nonporous Use Surfaces .....	(26)
Flower Pots and Planters .....	(18)	List 5B: Laundry Soft Surfaces .....	(27)
Cold & Flu .....	(18)	List 6: Food Contact Sanitization Use Surface .....	(27)
Litter Box .....	(18)	List 7: Use Sites .....	(27)
Baby Furniture and Toys .....	(18)	List 8: Surface Materials .....	(27)
Pet Areas .....	(18)	<b>11. Claims .....</b>	<b>28-36</b>
Garbage Can .....	(18)	Sanitizing/Disinfecting .....	(28-30)
Refrigerator .....	(18)	Emerging Viral Pathogen Claims .....	(31)
Christmas Trees .....	(18)	Non-living Allergen Claims .....	(31)
		General/Cleaning/Stain Removal/Deodorizing Claims .....	(32-36)
		Packaging Claims .....	(36)
		Cross-promotion Claims .....	(36)

## SERVICE BULLETINS

### 12. Non-Public-Health Organism Uses (Non-Agricultural).....37-38

<i>Phytophthora ramorum</i> -Cause of Sudden Oak Death in Forests .....	37)
<i>Phytophthora lateralis</i> -Cause of Port Orford Cedar Root Disease .....	(37)
<i>Batrachochytrium dendrobatidis</i> -Chytrid Fungus, Fungal Pathogen of Amphibians .....	(37-38)
Ballast Water Treatment for Control of Harmful Non-Indigenous Aquatic Organisms .....	(38)

### 13. General Uses ..... 38-40

Closed-Loop Laundry Dispensing .....	(38)
Sanitizing Hospital Laundry .....	(38)
Disinfection of Floors, Walls, Showers and Toilets .....	(39)
Disinfecting Guide.....	(39)
Asphalt or Wood Roofs and Sidings .....	(40)

### 14. Food Service Uses ..... 40-43

How to Sanitize and Disinfect With This Product ...	(40-41)
Sanitation of Restaurants and Taverns .....	(41-42)
Sanitizing Cycle of Chemical Sanitizing Dishwashing Machines .....	(42-43)

### 15. Agricultural Uses ..... 43-54

<b>Crop/Site Treatment ..... (43-46)</b>	
Alfalfa Seed Treatment .....	(43)
Asparagus Seed Treatment .....	(44)
Pepper Seed Treatment .....	(44)
Tomato Seed Treatment .....	(45)
Rice Seed Treatment .....	(45-46)
Plant Parasitic Nematodes and Plant Disease-Causing Fungi Quarantine.....	(46-47)
Karnal Bunt .....	(47)
Citrus Canker .....	(48)
<i>Uniola Paniculata</i> - Southern Sea Oat Seeds.....	(48)
Fruit & Vegetable Washing .....	(48)

Seed Potatoes .....	(49)
Meat and Poultry Washing .....	(49)
Equipment and Utensils .....	(50)
Meat & Poultry Plant Laundry Use .....	(50)
Swine Care .....	(51)
Poultry Care .....	(51-52)
Inactivating Avian Influenza A .....	(52)
Livestock, Horses, Pets Care .....	(52)
Food Egg Sanitization .....	(53)
Dairy and Creamery Equipment .....	(53-54)

### 16. Aquacultural Uses..... 54

Fish Ponds and Equipment .....	(54)
Maine Lobster Ponds .....	(54)
Conditioning Live Oysters .....	(54)
Control of Scavengers in Fish Hatchery Ponds .....	(54)

### 17. Emergency Disinfection ..... 55-56

Drinking Water .....	(55)
Drinking Water Systems .....	(55)
Floods .....	(56)
Fires .....	(56)
Droughts .....	(56)
Main Breaks .....	(56 )

### 18. Pool and Spa Disinfection ..... 57-58

Spas, Hot Tubs, and Immersion Tanks .....	(57)
Wading Pools .....	(57)
Swimming Pools .....	(58)

### 19. Dilution Table ..... 59

### 20. Footnotes ..... 60



## Packaging Related Statements and Optional Graphics

### Closure Directions for Use

#### to be molded into the Child-Resistant Cap

Squeeze -or- Press -or- Pinch -or- Push -or- Depress -or- Grasp -or- Force -or- Pressure -or- Crush [Sides] and -or- & Lift [Up] -or- Pull [Up] -or- Raise [Up] -or- Tilt [Up] -or- Pick Up -or- Elevate

-or-

Push -or- Thrust -or- Drive -or- Ram -or- Move -or- Force and -or- & Twist -or- Wind -or- Coil -or- Curl -or- Twirl -or- Bend -or- Rotate -or- Turn -or- Screw -or- Wrench

- [This product] will not cause damage to -or- is safe for septic and waste water systems [when used as directed.]



See how to use -or- [[Use your phone to] go here -and/or- scan [[the] tag -or- [this] code] to learn -or- get -or- see [more] uses -or- information [on how-to-use [**This Product**] -or- [how-to] tips -or- [how-to [-use]] videos] -or- Scan here [to learn how to use] -or- [to learn more] -or- [for simple -or- easy instructions]][(Data rates may apply)]



For carton: Carton made with \_\_\_% recycled paperboard, minimum \_\_\_% post-consumer. -or- This packaging material contains at least \_\_\_% post-consumer recycled paper.

← ↑ ↓ → Arrow(s) may be depicted anywhere on the label with the arrow pointing any direction as applicable

- Keep [Box] Upright
- [This Side] Up -or- Down
- Top -or- Bottom of Box



carton symbols



### Optional Graphics



X is a value of 1/3, 1/2, 3/4, or 1 based on the corresponding DFU





## Optional Graphics

*These graphics will only appear on product labels that list their corresponding directions for use.*

### [Laundry]



White Shirts



White Shirts



Towels



Bedding

### [Bathroom]



Sinks & Counters



Toilets  
*Toilet[s] exterior[s]  
will be used if Toilet bowl  
Directions are not on label*



Tubs



Tile

### [Kitchen]

#### Food-Contact Sanitization Surfaces

*Dishes, Glassware, Utensils directions must appear on label*



Utensils



Glassware



Dishes

*Can be shown with corresponding food contact sanitization  
directions or disinfection directions on hard, nonporous surfaces*



Refrigerator



Sink



Kitchen  
Cabinets



Counter[top]s



Door Handles



Garbage Can



Kids Toys

[36]



Kids Toys

[36]



Pet Bowls/Toys

[36]



Tile Floors



Wood Floors  
[finished hardwood]



High Chair

[36]

*Qualifier "36" will be used if disinfection directions  
for use is listed on label*

### [Outdoor]



Deck (Finished  
woodwork)



Fence (Finished  
woodwork)



Patio Furniture  
(plastic)



Siding



Walkway/Path  
for Outdoor

**3, 4 or 5 claims (commensurate with the chosen icon) from the following list will be listed alongside icon or as a footnote when used on product label:** brightens -and/or- whitens[,] [clothes -and/or- fabric -and/or- laundry][,] -and/or- Cleans[,] -and/or- disinfects[,] -and/or- removes odors[,] -and/or- removes stains[,] -and/or- removes mold -and/or- mildew[,] -and/or- deep clean[s][,] -and/or- deodorizes[,] -and/or- destroys [tough] stains



[43]



[43]



[43]



[43]



[43]



[43]

## DIRECTIONS FOR USE

[WHERE TO USE: -or- WHERE DO I USE ***THIS PRODUCT?***]

It is a violation of Federal law to use this product in a manner inconsistent with its labeling.

[DO NOT use this product full strength for cleaning surfaces. Always dilute strictly in accordance with the directions. For prolonged use, wear gloves.]

[Always refer to manufacturer's care instructions before using on equipment -or- devices.]

[Use the Dilution Table to make the desired dilution]. [Use chlorine test strips to quantify the available chlorine. If the available chlorine is less than desired, add a small amount of product slowly and carefully to the dilution and determine the available chlorine with a fresh chlorine test strip. Repeat these steps, as needed, until the desired concentration of chlorine is achieved.]

[This product can be used on hard, nonporous surfaces in commercial -and/or- institutional -and/or- hospital -and/or- household premises (including kitchens -and/or- bathrooms -and/or- nurseries -and/or- sick rooms -and/or- laundry rooms) -and/or- eating establishments -and/or- pet kennels -and/or- veterinary premises.]

***This statement only to be used on institutional labels with medical use sites and/or bloodborne pathogens.***

***This product*** is not to be used as a terminal sterilant/high level disinfectant on any surface or instrument that (1) is introduced directly into the human body, either into or in contact with the bloodstream or normally sterile areas of the body, or (2) contacts intact mucous membranes but does not ordinarily penetrate the blood barrier or otherwise enter normally sterile areas of the body. This product may be used to preclean or decontaminate critical or semicritical medical devices prior to sterilization or high level disinfection.

	[Amount [of]] this product -or- bleach	[Amount [of]] water	Instructions
<b>[For] Laundry [Use] [Bleaching -and/or- Brightening -and/or- Whitening -and/or- Stain Removal] -or- [To Bleach -and/or- Brighten -and/or- Whiten -and/or- Remove Stains]</b>			
Bleachable Fabrics	1/2 cup [4 fl oz] or Max[imum] line -or- level [in dispenser]	Standard [Machine] or H[igh] E[fficiency] Machine	[1.] Sort laundry by color. [2.] Add detergent. [3.] Fill bleach to max[imum] line -or- level [in dispenser] -and/or- add [1/2 cup -or- measured [amount of]] bleach to [dispenser or] wash water. [4.] Add clothes [and start wash].
	[1 cup] [8 fl oz]	[Extra Large Washer -or- Heavily Stained -or- Soiled Load]	[For best results[, dilute bleach with a quart of water and] add to wash 5 min[utes] after the wash cycle has begun.] [Avoid bleaching wool, silk, mohair, leather, spandex and non-fast colors.]
	1/3 cup [2.7 fl oz] -or- Max[imum] line -or- level [in dispenser]	Standard [Machine] -or- H[igh] E[fficiency] Machine	[1.] Sort laundry by color. [2.] Add detergent. [3.] Fill bleach to max[imum] line -or- level [in dispenser] -and/or- add [1/3 cup -or- measured [amount of]] bleach to [dispenser or] wash water. [4.] Add clothes [and start wash].
	[2/3 cup] [5.3 fl oz]	[Extra Large Washer -or- Heavily Stained -or- Soiled Load]	[For best results[, dilute bleach with a quart of water and] add to wash 5 min[utes] after the wash cycle has begun.] [Avoid bleaching wool, silk, mohair, leather, spandex and non-fast colors.]
<b>[For] [Laundry, Cleaning and] Sanitizing -or- To [Clean and] Sanitize [Laundry]</b>			
Laundry -and/or- Bleachable Fabrics -and/or- dishcloths -and/or- rags [Laundry sanitization bacteria:] <b><i>Insert organisms from list 1A</i></b>	2/3 cup [5.3 fl oz]	Standard Machine	[1.] Sort laundry by color. [2.] Add detergent. [3.] Fill bleach to max[imum] line -or- level [in dispenser] -and/or- add [measured [amount of]] bleach to [dispenser or] wash water. Ensure contact with bleach [solution] for 10 min[utes]. [4.] Add clothes -and/or- dishcloths -and/or- rags [and start wash].
	1/3 cup [2.7 fl oz]	H[igh] E[fficiency] Machine	[Avoid bleaching wool, silk, mohair, leather, spandex and non-fast colors. [Use [with] a detergent.]]

	[Amount [of]] this product -or- bleach	[Amount [of]] water	Instructions
<b>[For] [Laundry, Cleaning and] Sanitizing -or- To [Clean and] Sanitize [Laundry]</b>			
Laundry -and/or- Bleachable Fabrics -and/or- dishcloths -and/or- rags. [Laundry sanitization bacteria:] <b><i>Insert organisms from list 1B</i></b>	1/2 cup [4 fl oz]  1/4 cup [2 fl oz]	Standard Machine  H[igh] E[fficiency] Machine	[1.] Sort laundry by color. [2.] Add detergent. [3.] Fill bleach to max[imum] line -or- level [in dispenser] -and/or- add [measured [amount of]] bleach to [dispenser or] wash water. Ensure contact with bleach [solution] for 10 min[utes]. [4.] Add clothes -and/or- dishcloths -and/or- rags [and start wash]. [Avoid bleaching wool, silk, mohair, leather, spandex and non-fast colors. Use [with] a detergent.]
<b>[For] Presoak Disinfection</b>			
Laundry -and/or- Bleachable Fabrics -and/or- dishcloths -and/or- rags	1/3 cup [2.7 fl oz]	1 Gal[lon]	Preclean visibly soiled items. Submerge laundry -or- clothes -and/or- dishcloths -and/or- rags -and/ or- fabric completely and soak items for 10 min[utes]. Rinse [thoroughly] or machine wash as directed. [No detergent required.] [Avoid bleaching wool, silk, mohair, leather, spandex and non-fast colors.] <b><i>Must be included if Tricophyton is listed on the product label [For Trichophyton interdigitale [(Athlete's Foot Fungus)] use 1/3 cup per 3/4 gallon water.] Must be included if mold/mildew claim is listed on the product label [For Aspergillus brasiliensis -and/or- Candida Albicans use 1/3 cup per 3/4 gallon water.]</i></b>
Laundry -and/or- Bleachable Fabrics -and/or- dishcloths -and/or- rags	1/2 cup [4 fl oz]	1 Gal[lon]	Preclean visibly soiled items. Submerge laundry -or- clothes -and/or- dishcloths -and/or- rags -and/ or- fabric completely and soak items for 5 min[utes]. Rinse [thoroughly] or machine wash as directed. [No detergent required.] [Avoid bleaching wool, silk, mohair, leather, spandex and non-fast colors.] <b><i>Must be included if mold claim or Aspergillus is on label [For Aspergillus brasiliensis use 3/4 cup per 3/4 gallon water.]</i></b>
<b>[For] Sanitizing -or- To Sanitize <i>food contact surfaces</i></b>			
Food contact [Work] Surfaces	2 tsp [1/3 fl oz]	1 Gal[lon]	Wash, rinse, wipe surface area with bleach solution for [at least] 2 min[utes], let air dry. -or- To sanitize work surfaces, wash, rinse and wipe surface area with a solution of 2 teaspoons of bleach per 1 gal[lon] of water for [at least] 2 min[utes]. Let air dry. [To ensure [sodium] hypochlorite [bleach] stability, prepare solutions daily.]
Dishes, Glassware, Utensils	2 tsp [1/3 fl oz]	1 Gal[lon]	Wash and rinse. [After washing,] soak for [at least] 2 min[utes] in bleach solution, [drain] and [let] air dry. -or- To sanitize dishes, glassware, and utensils, wash and rinse. [After washing,] soak for [at least] 2 min[utes] in a solution of 2 teaspoons of bleach per 1 gal[lon] of water, [drain] and air dry. [To ensure [sodium] hypochlorite [bleach] stability, prepare solutions daily.]
Plastic Cutting Boards	2 tsp [1/3 fl oz]	1 Gal[lon]	Wash and rinse. [After washing,] soak for [at least] 2 min[utes] in bleach solution, let air dry. [To ensure [sodium] hypochlorite [bleach] stability, prepare solutions daily.]
Baby Bottles	2 tsp [1/3 fl oz]	1 Gal[lon]	Wash and rinse. [After washing,] soak for [at least] 2 min[utes] in bleach solution, let air dry. [To ensure [sodium] hypochlorite [bleach] stability, prepare solutions daily.]
Pet [Food -and/or- Water] Bowls	2 tsp [1/3 fl oz]	1 Gal[lon]	Wash and rinse. [After washing,] soak for [at least] 2 min[utes] in bleach solution, let air dry. [To ensure [sodium] hypochlorite [bleach] stability, prepare solutions daily.]
Refrigerators, Freezers	2 tsp [1/3 fl oz]	1 Gal[lon]	Remove food [from refrigerator -and/or- freezer] and allow surfaces to come to room temperature prior to application of this product. Wash, rinse, wipe surface area with bleach solution and allow surface to remain visibly wet for [at least] 2 min[utes]. Let air dry. [To ensure [sodium] hypochlorite [bleach] stability, prepare solutions daily.]

<b>[For] Sanitizing -or- To Sanitize <i>non-food contact surfaces</i></b>			
Garbage Cans -and/or- Diaper Pails	1/2 cup [4 fl oz]	3/4 Gal[on]	After washing and rinsing, brush inside with bleach solution. Allow surface to remain visibly wet for [at least] 2 min[utes] before rinsing. [To ensure [sodium] hypochlorite [bleach] stability, prepare solutions daily.]
<b>[For] General Disinfecting [&amp; Deodorizing] -or- To Disinfect [&amp; Deodorize] Hard, Nonporous Surfaces</b>			
<b><i>Insert use surface(s) from List 5 -and/or- insert surface material(s) from List 8</i></b>  [To Kill -or- Kills -or- For [99.9% of] [[these] common household germs]:] <b><i>Insert organism(s) from List 2A. Aspergillus brasiliensis will not be included.</i></b>	1/2 cup [4 fl oz]	1 Gal[on]	<b><i>Must either use</i></b> “Pre-wash surface.” <b><i>within directions, or add</i></b> “For visibly soiled surfaces, preclean surfaces before disinfecting.” <b><i>at the end of directions</i></b> [[Pre-]wash surface,] [mop, spray or] wipe with bleach solution. Allow surface to remain visibly wet for [at least] 5 min[utes]. Rinse well and air dry. [For visibly soiled surfaces, preclean surfaces before disinfecting.] [To ensure [sodium] hypochlorite [bleach] stability, prepare solutions daily.] -or- [To disinfect <b><i>insert use surface(s) from List 5A</i></b> [, spray] -and/or- <b><i>insert surface material(s) from List 8,</i></b> ] [pre-wash surface,] [then] mop, spray or wipe with bleach solution. Allow surface to remain visibly wet for [at least] 5 min[utes]. Rinse well and air dry. [For visibly soiled surfaces, preclean surfaces before disinfecting.] [To ensure [sodium] hypochlorite [bleach] stability, prepare solutions daily.]
[To [Also] Kill -or- [Also] Kills -or- For [99.9% of] [[these] additional organisms -or- bacteria -and/or- viruses -and/or- fungi]] -or- For <b><i>insert organism(s) from List 2B</i></b>	1/2 cup [4 fl oz]	3/4 Gal[on]	<b><i>Must either use</i></b> “Pre-wash surface.” <b><i>within directions, or add</i></b> “For visibly soiled surfaces, preclean surfaces before disinfecting.” <b><i>at the end of directions.</i></b> [[Pre-]wash surface,] [mop, spray or] wipe with a bleach solution. Allow surface to remain visibly wet for [at least] 10 min[utes]. Rinse well and air dry. [For visibly soiled surfaces, preclean surfaces before disinfecting.] [To ensure [sodium] hypochlorite [bleach] stability, prepare solutions daily.] -or- [To disinfect <b><i>insert use surface(s) from List 5A</i></b> -and/or- <b><i>insert surface material(s) from List 8,</i></b> ] [pre-wash surface,] [then] mop[, spray] or wipe with a bleach solution. Allow solution to contact surface for [at least] 10 min[utes]. Rinse well and air dry. [For visibly soiled surfaces, preclean surfaces before disinfecting.] [To ensure [sodium] hypochlorite [bleach] stability, prepare solutions daily.]
[To] [Also] Kill -or- [Also] Kills -or- For [99.9% of] [[these] additional organisms -and/or- viruses ] -or- For <b><i>insert organism(s) from List 2C</i></b>	1/3 cup	1 Gal[on]	<b><i>Must either use</i></b> “Pre-wash surface.” <b><i>within directions, or add</i></b> “For visibly soiled surfaces, preclean surfaces before disinfecting.” <b><i>at the end of directions</i></b> [[Pre-]wash surface,] [mop, spray or] wipe with bleach solution. Allow surface to remain visibly wet for [at least] 10 min[utes]. Rinse well and air dry. [For visibly soiled surfaces, preclean surfaces before disinfecting.] [To ensure [sodium] hypochlorite [bleach] stability, prepare solutions daily.] -or- [To disinfect <b><i>insert use surface(s) from List 5A</i></b> -and/or- <b><i>insert surface material(s) from List 8,</i></b> ] [pre-wash surface,] [then] mop [, spray] or wipe with bleach solution. Allow surface to remain visibly wet for [at least] 10 min[utes]. Rinse well and air dry. [For visibly soiled surfaces, preclean surfaces before disinfecting.] [To ensure [sodium] hypochlorite [bleach] stability, prepare solutions daily.]
Toilet Bowl	1/2 cup [4 fl oz]	Toilet Bowl	Flush toilet. Pour this product into bowl. Brush bowl, making sure to get under the rim. Allow surface to remain visibly wet for [at least] 5 min[utes] and flush again. -or- To disinfect a toilet bowl, flush the toilet. Pour 1/2 cup of bleach into the bowl. Brush bowl, [making sure to get under the rim]. Allow surface to remain visibly wet for [at least] 5 min[utes] and flush again.
	1/3 cup	Toilet Bowl	Flush toilet. Pour this product into bowl. Brush bowl, making sure to get under the rim. Allow surface to remain visibly wet for [at least] 10 min[utes] and flush again. -or- To disinfect a toilet bowl, flush the toilet. Pour 1/3 cup of bleach into the bowl. Brush bowl[, making sure to get under the rim]. Allow surface to remain visibly wet for [at least] 10 min[utes] and flush again.

	[Amount [of]] this product -or- bleach	[Amount [of]] water	Instructions
<b>[For] Mold [Stain] and Mildew [Stain] Removal -or- To Remove Mold and Mildew [Stains]</b>			
Hard, nonporous Surfaces	3/4 cup [6 fl oz]	3/4 Gal[lon]	<b>Must either use</b> “Pre-wash surface.” <b>within directions, or add</b> “For visibly soiled surfaces, preclean surfaces before disinfecting.” <b>at the end of directions</b> [[Pre-]wash surface] [and] [mop, spray or] wipe with bleach solution. Allow surface to remain visibly wet for at least 5 min[utes]. Rinse well and air dry. [For visibly soiled surfaces, preclean surfaces before disinfecting.] [To ensure [sodium] hypochlorite [bleach] stability, prepare solutions daily.]
Hard, nonporous Surfaces	3/4 cup [6 fl oz]	1 Gal[lon]	<b>Must either use</b> “Pre-wash surface.” <b>within directions, or add</b> “For visibly soiled surfaces, preclean surfaces before disinfecting.” <b>at the end of directions</b> [[Pre-]wash surface] [and] [mop, spray or] wipe with bleach solution. Allow surface to remain visibly wet for at least 10 min[utes]. Rinse well and air dry. [For visibly soiled surfaces, preclean surfaces before disinfecting.] [To ensure [sodium] hypochlorite [bleach] stability, prepare solutions daily.]
Hard, nonporous Surfaces	1/3 cup	3/4 Gal[lon]	<b>Must either use</b> “Pre-wash surface.” <b>within directions, or add</b> “For visibly soiled surfaces, preclean surfaces before disinfecting.” <b>at the end of directions</b> [[Pre-]wash surface] [and] [mop, spray or] wipe with bleach solution. Allow surface to remain visibly wet at least 10 min[utes]. Rinse well and air dry. [For visibly soiled surfaces, preclean surfaces before disinfecting.] [To ensure [sodium] hypochlorite [bleach] stability, prepare solutions daily.]
To remove mold and mildew stains on laundry via presoak	1/3 cup	3/4 Gal[lon]	Submerge laundry -or- clothes -and/or- dishcloths -and/or- rags -and/ or- fabric completely and soak items for 10 min[utes]. Rinse [thoroughly] or machine wash as directed. [No detergent required.] [Avoid bleaching wool, silk, mohair, leather, spandex and non-fast colors.] [To ensure [sodium] hypochlorite [bleach] stability, prepare solutions daily.]
<b>[For] Deodorizing -or- To Deodorize</b>			
Garbage Cans -and/or- Diaper Pails	1/2 cup [4 fl oz]	1 Gal[lon]	After washing and rinsing, brush inside with bleach solution. Let drain. [To ensure [sodium] hypochlorite [bleach] stability, prepare solutions daily.]
Drains	1/2 cup [4 fl oz]	—	Flush drains. Pour into drain. Flush with hot water.
<b>[For] Bleaching -and/or- Whitening -or- To Bleach -and/or- Whiten</b>			
Wooden Surfaces	1/2 cup [4 fl oz]	3/4 Gal[lon]	Apply for [at least] 2 min[utes], rinse [and air dry].
<b>[For] Killing Clostridioides difficile<sup>Y</sup> [(C. diff)] [spores]:</b>			
For Killing Clostridioides difficile <sup>Y</sup> [(C. diff)] [spores]:	1 part	6 parts	Clean hard, nonporous surfaces by removing gross filth [(loose dirt, debris, blood/bodily fluids, etc.)]. Apply 1:7 solution (~8,200 ppm available chlorine). Allow surface to remain visibly wet for [at least] 5 min[utes]. Rinse and air dry. [To ensure [sodium] hypochlorite [bleach] stability,] Prepare fresh solution daily.
<b>[For] Killing TB -or- To Kill TB -or- To Kill Mycobacterium bovis [(BCG)], (TB)</b>			
[For] Killing TB -or- To Kill TB -or- To Kill Mycobacterium bovis [(BCG)], (TB)	1 part	7 parts	Preclean surface prior to disinfection. Add 1 part bleach to 7 parts water to achieve a 1:8 dilution (7,200 ppm available chlorine) before use. Apply 1:8 solution. Allow surface to remain visibly wet for [at least] 10 min[utes] at room temperature (19° C -or- 66.2° F) -or- (18° C to 20° C -or- 64.4° F to 68° F). Rinse and air dry. [To ensure [sodium] hypochlorite [bleach] stability,] Prepare fresh solution daily.
<b>[For] Hospital -and/or- Healthcare Use -or- Disinfection: -or- To Kill Pseudomonas aeruginosa:</b>			
Hard, nonporous surface	[Pre]wash surface -or- item, then apply disinfecting -or- bleach solution. Allow surface to remain visibly wet for [at least] 5 min[utes]. Rinse [thoroughly -or- well] and air dry. -or- Follow Disinfection Directions for use.		

[For additional directions for use, including Service Bulletins, visit [www.Insert Website.com](http://www.Insert Website.com)]. **Only approved language from the most recently approved federal master label will be posted to the website.**

For more tips -and/or- uses, visit [www.Insert Website.com](http://www.Insert Website.com) **Only approved uses from most recently approved federal master label will be posted to the website.**

<b>DILUTION TABLE: PPM</b> (Parts Per Million Available Chlorine). Degrades with age and exposure to sunlight and heat. Check the level of available chlorine with a test kit.			
1/3 fl oz this product (2 tsp)	+ One -or- 1 Gal[lon] [of] Water	=	150 ppm
[(Equivalent performance to 200 ppm [(test)] standard] for food contact surface sanitization)]			
4 fl oz [of] this product (1/2 cup)	+ One -or- 1 Gal[lon] [of] Water	=	1,800 ppm
4 fl oz [of] this product (1/2 cup)	+ 3/4 Gal[lon] [of] Water	=	2,300 ppm
2.7 fl oz [of] this product (1/3 cup)	+ One -or- 1 gal[lon] [of] Water	=	1200 ppm
2.7 fl oz [of] this product (1/3 cup)	+ 3/4 gal[lon] [of] Water	=	1600 ppm



## Laundry Use

-or- For Laundry: -or- For Bleachable Fabrics:

[For] Standard & H[igh] E[fficiency] Machines

[If uncertain about the dye colorfastness, test fabric by applying 1 drop of a solution made of 2 teaspoons -or- 2 tsp of this product plus 1/4 cup water to hidden part of seam. Be sure to check all colors. After 1 min[ute], rinse and blot dry. No color change means the article can be safely bleached.]

[Avoid bleaching wool, silk, mohair, leather, spandex and non-fast colors.]

### Whitening -and/or- Stain Removal

[Whitening -and/or- Brightening -and/or- Stain Removal:]		
Dose -or- Load	Standard [Machine]	H[igh] E[fficiency] [Machine]
Normal -or- Regular	1/2 cup	Max[imum] line -or- level [in dispenser]
Heavy -or- Heavily Soiled -and/or- Stained	1 cup	Max[imum] line -or- level [in dispenser]

1. Sort laundry by color.
2. Add detergent.
3. Fill bleach to max[imum] line -or- level [in dispenser] -and/or- add [measured amount of] bleach to [dispenser or] wash water.
4. Add clothes[, and start wash].

[For best [laundry] results, [dilute measured [amount of] of this product in 1 quart of water.] Add to wash 5 min[utes] after the wash cycle has begun.]

[To handwash, pretreat stains and clean heavy soils, rinse to remove loose soil and fully soak each garment for 5 min[utes] in a solution of 1/4 cup of this product to 1 gal[lon] of cool water. Rinse and perform a regular wash following the laundry use directions.]

[For HE Machines, follow HE machine usage instructions.]

### Sanitization

To sanitize laundry ***These sanitization directions can only be used when referencing with organisms from list 1A:*** Add 2/3 cup of this product to a standard washer or 1/3 cup to an H[igh] E[fficiency] washer following the laundry use directions. Ensure contact with bleach [solution] for 10 min[utes].

-or-

To kill 99.9% of bacteria -or- ***insert organism(s) from List 1A*** in your laundry: Add 2/3 cup of this product to a standard washer or 1/3 cup to an HE -or- High Efficiency washer following the laundry use directions. Ensure contact with bleach [solution] for 10 min[utes].

-or-

**FOR USE WITH *Insert Dispenser Name* APPROVED DISPENSING SYSTEM. Installation and service should only be performed by a *Company Name* Laundry Expert.**

**To Sanitize Laundry:** Add enough of this product to reach 160 ppm (parts per million) available chlorine. Ensure contact with bleach [solution] for 10 min[utes]. [Use the Dilution Table to make the desired dilution]. [Use chlorine test strips to quantify the available chlorine. If the available chlorine is less than desired, add a small amount of product slowly and carefully to the dilution and determine the available chlorine with a fresh chlorine test strip. Repeat these steps, as needed, until the desired concentration of chlorine is achieved.] Use a detergent. This product used according to the laundry use directions is effective against Staphylococcus aureus, Pseudomonas aeruginosa, Klebsiella pneumoniae, and Methicillin Resistant Staphylococcus aureus [(MRSA)].

***These sanitization directions can only be used when referencing with organisms from list 1B***

**To Sanitize Laundry:** Add 1/2 cup of this product to a standard washer or 1/4 cup to an H[igh] E[fficiency] washer following the laundry use directions. Ensure contact with bleach [solution] for 10 min[utes].

-or-

To kill 99.9% of bacteria -or- **insert organism(s) from List 1B** in your laundry: Add 1/2 cup of this product to a standard washer or 1/4 cup to an H[igh] E[fficiency] washer following the laundry use directions. Ensure contact with bleach [solution] for 10 min[utes].

-or-

**FOR USE WITH *Insert Dispenser Name* APPROVED DISPENSING SYSTEM. Installation and service should only be performed by a *insert Company Name* Laundry Expert.**

**To Sanitize Laundry:** Add enough of this product to reach 120 ppm (parts per million) available chlorine. Ensure contact with bleach [solution] for 10 min[utes]. [Use the Dilution Table to make the desired dilution]. [Use chlorine test strips to quantify the available chlorine. If the available chlorine is less than desired, add a small amount of product slowly and carefully to the dilution and determine the available chlorine with a fresh chlorine test strip. Repeat these steps, as needed, until the desired concentration of chlorine is achieved.] Use a detergent. This product used according to the laundry use directions is effective against *Staphylococcus aureus*, and *Klebsiella pneumoniae*.

**[[For] [Laundry] Pre-Soak Disinfection for *Insert organisms from list 5C*:**

Preclean visibly soiled items. Mix 1/2 cup[s] of this product -or- insert product name to 1 gal[lon] of water. Submerge laundry -or- clothes -and/or- dishcloths -and/or- rags -and/ or- fabric completely and soak items for 5 min[utes]. Rinse [thoroughly] or machine wash as directed. [No detergent required.] [Avoid bleaching wool, silk, mohair, leather, spandex and non-fast colors.] ***Must be included if mold claim or Aspergillus is on label*** [For *Aspergillus brasiliensis* use 3/4 cup per 3/4 gallon water.]

**[[For] [Laundry] Pre-Soak Disinfection for *Insert organisms from list 5D*:**

Preclean visibly soiled items. Mix 1/3 cup[s] of this product -or- insert product name to 1 gal[lon] of water. Submerge laundry -or- clothes -and/or- dishcloths -and/or- rags -and/ or- fabric completely and soak items for 10 min[utes]. Rinse [thoroughly] or machine wash as directed. [No detergent required.] [Avoid bleaching wool, silk, mohair, leather, spandex and non-fast colors.] ***Must be included if Trichophyton is listed on the product label*** [For *Trichophyton interdigitale* [(Athlete's Foot Fungus)] use 1/3 cup per 3/4 gallon water.] ***Must be included if mold/mildew claim is listed on the product label*** [For *Aspergillus brasiliensis* [and *Candida Albicans*] use 1/3 cup per 3/4 gallon water.]

## **High Efficiency Washing Machine Maintenance:**

[HE] Washing machine manufacturers suggest that you must perform periodic machine maintenance up to once per week, to ensure that your HE washer remains clean and free from any soil build-ups that may cause malodors.

-or-

[HE] [Washing machine] manufacturers suggest [that] a periodic machine maintenance is performed [up to once per week] to prevent [soil build-ups that may cause] malodors. Some HE washers offer a special maintenance [or wash-out -or- clean washer] cycle. Check [the use and care guide] to see if your machine has one. If it does, follow the manufacturer's suggestions.

-or-

If your HE washer has a maintenance [or wash-out -or- clean washer] cycle, follow the manufacturer's recommendations. If your HE washer doesn't have a [-or- an automated] maintenance cycle, you may perform this function manually:

[[Note:] Do not put laundry in the washer.]

1. Select the hot water setting. [If there is no hot water setting, then select a "white" or a "stain" cycle setting.]
2. Select the "extra rinse" option[, if offered].
3. Add this product to the bleach dispenser. Fill to its -or- the maximum level.
4. Run the cycle [through [its] completion].
5. If the HE washer does not have a second rinse option, manually select an additional rinse cycle to ensure that no bleach remains in your -or- the washer.
6. If your -or- the HE washer still has unpleasant odors, [you may need to] repeat steps 1 through 5 [as necessary].

-or-

1. Use hot water.
2. Select "extra rinse" option.
3. Add this product to the bleach dispenser. Fill to its -or- the maximum level.
4. Run the cycle.
5. Follow with extra rinse [to ensure that no bleach remains [in your washer] -or- is left behind].
6. Repeat steps 1-5 [as necessary] [if your [HE] machine still has unpleasant odors].

## Household/Commercial/Institutional Use

[DO NOT USE ON NON-STAINLESS STEEL, ALUMINUM, SILVER OR CHIPPED ENAMEL.]

DO NOT use this product full strength for cleaning surfaces. Always dilute strictly in accordance with the directions. For prolonged use, wear gloves.

For Use on Hard, Nonporous Surfaces *insert use surface(s) from List 5A* -and/or- *insert surface material(s) from List 8*

### Disinfection Directions for Use

#### [For] Disinfecting:

-or-

To disinfect hard, nonporous surfaces *insert use surface(s) from List 5A* -and/or- *insert surface material(s) from List 8*

Use 1/2 cup of this product per 1 gal[lon] of water. [Pre]wash surface -or- item, then apply disinfecting -or- bleach solution. Allow surface to remain visibly wet for [at least] 5 min[utes]. Rinse [thoroughly -or- well] and air dry.

-or-

1. [Pre]wash surface -or- item.
2. Mix 1/2 cup this product -or- bleach per 1 gal[lon] water.
3. Apply, allow surface to remain visibly wet for [at least] 5 min[utes].
4. Rinse, [and] air dry.

[For] Toilet Bowls -and/or- bidets:

Flush toilet -and/or- Bidet. Pour 1/2 cup of this product into bowl. Brush entire bowl including rim with a scrub brush or mop. Allow surface to remain visibly wet for [at least] 5 min[utes] before flushing again.

[For] Potty Seats -or- Trainers:

Empty seat. Fill with 1/2 cup of this product per gal[lon] of water. Allow surface to remain visibly wet for [at least] 5 min[utes]. Rinse and air dry.

[For] Litter Boxes:

Remove litter. Wash box in soap and water. Fill with 1/2 cup of this product per gal[lon] of water. Allow surface to remain visibly wet for [at least] 5 min[utes]. Rinse and air dry.

#### [For] Disinfecting:

-or-

To disinfect hard, nonporous surfaces *insert use surface(s) from List 5A* -and/or- *insert surface material(s) from List 8*

Use 1/3 cup of this product per 1 gal[lon] of water. [Pre]wash surface -or- item, then apply disinfecting -or- bleach solution. Allow surface to remain visibly wet for [at least] 10 min[utes]. Rinse [thoroughly -or- well] and air dry.

-or-

1. [Pre]wash surface -or- item.
2. Mix 1/3 cup this product -or- bleach per 1 gal[lon] water.
3. Apply, Allow surface to remain visibly wet for [at least] 10 min[utes].
4. Rinse, [and] air dry.

[For] Toilet Bowls -and/or- bidets:

Flush toilet -and/or- Bidet. Pour 1/3 cup of this product into bowl. Brush entire bowl including rim with a scrub brush or mop. Allow surface to remain visibly wet for [at least] 10 min[utes] before flushing again.

[For] Potty Seats -or- Trainers:

Empty seat. Fill with 1/3 cup of this product per gal[lon] of water. Allow surface to remain visibly wet for [at least] 10 min[utes]. Rinse and air dry.

[For] Litter Boxes:

Remove litter. Wash box in soap and water. Fill with 1/3 cup of this product per gal[lon] of water. Allow surface to remain visibly wet for [at least] 10 min[utes]. Rinse and air dry.

**Must remove brackets if either Feline Parvovirus or Canine Parvovirus are listed on the label.** [For Feline Parvovirus or Canine Parvovirus use 1/2 cup of this product per 3/4 gal[lon] of water. Allow surface to remain visibly wet for [at least] 10 min[utes].]

[For] Mold and Mildew:

Use 3/4 cup of this product per 1 gal[lon] of water. Wash, wipe, or rinse items with water, then apply disinfecting -or- bleach solution. Allow surface to remain visibly wet for [at least] 10 min[utes]. Rinse and air dry.

-or-

Use 3/4 cup of this product per 3/4 gal[lon] of water. Wash, wipe, or rinse items with water, then apply disinfecting -or- bleach solution. Allow surface to remain visibly wet for [at least] 5 min[utes]. Rinse and air dry.

-or-

Use 1/3 cup of this product per 3/4 gal[lon] of water. Wash, wipe, or rinse items with water, then apply disinfecting -or- bleach solution. Allow surface to remain visibly wet for [at least] 10 min[utes]. Rinse and air dry.

#### **†SPECIAL LABEL INSTRUCTIONS FOR CLEANING PRIOR TO DISINFECTION AGAINST CLOSTRIDIODES DIFFICILE ENDOSPORES**

**Personal Protection:** Wear appropriate barrier protection such as gloves, gowns, masks and eye covering.

**Cleaning Procedure:** Fecal matter/waste must be thoroughly cleaned from surfaces/objects before disinfection by application with clean cloth, mop, and/or sponge saturated with product intended for disinfection. Cleaning includes vigorous wiping and/or scrubbing, until visible soil is removed. Special attention is needed for high-touch surfaces. Clean the surfaces in patient rooms in an appropriate manner [(for example right to left)], with restrooms cleaned last. Do not reuse soiled cloths. **Infectious Materials Disposal:** Cleaning materials used that may contain feces/wastes must be disposed of immediately in accordance with local regulations for infectious materials disposal.

#### **[FOR] KILLING CLOSTRIDIODES DIFFICILE<sup>†</sup> [SPORES]:**

Add 1 part bleach to 6 parts water to achieve a 1:7 dilution (~8,200 ppm available chlorine) before use. Clean hard, nonporous surfaces by removing gross filth [loose dirt, debris, blood/bodily fluids, etc.]. Apply 1:7 solution and allow surface to remain visibly wet for [at least] 5 min[utes]. Rinse and air dry. Prepare fresh solution daily. [Avoid contact with surfaces that may be damaged by bleach.] Do not use on non-stainless steel, aluminum, silver, or chipped enamel.

#### **[FOR] KILLING TB -OR- TO KILL TB -OR- TO KILL MYCOBACTERIUM BOVIS [(BCG)], (TB) -OR- TUBERCULOCIDAL EFFICACY:**

Preclean surface prior to disinfection. Add 1 part bleach to 7 parts water to achieve a 1:8 dilution (7,200 ppm available chlorine) before use. Apply 1:8 solution and allow surface to remain visibly wet for [at least] 10 min[utes] at room temperature **this temperature range only applies to the TB instructions** (19° C -or- 66.2° F) -or- (18° C to 20° C -or- 64.4° F to 68° F). Rinse and air dry. Prepare fresh solution daily.

---

#### ***Special Instructions for Use Against HIV-1, HBV, HCV and Ebola virus***

This product kills HIV-1, HBV, HCV and Ebola virus on precleaned hard, nonporous surfaces/objects previously soiled with blood/body fluids in health care settings (e.g. hospitals, nursing homes) or other settings in which there is an expected likelihood of soiling of hard, nonporous surfaces/objects with blood or body fluids, and in which the surfaces/objects likely to be soiled with blood or body fluids can be associated with the potential for transmission of Human Immunodeficiency Virus Type 1 (HIV-1) (associated with AIDS), [Human] Hepatitis B Virus (HBV), [Human] Hepatitis C Virus (HCV) and Ebola virus.

#### **Special Instructions To Clean and Decontaminate Against HIV, HBV, HCV and Ebola virus on Surfaces/Objects Soiled with Blood/Body Fluids**

**Personal Protection:** When handling items soiled with blood or body fluids, use disposable latex gloves, gowns, masks, and eye coverings.

**Cleaning Procedure:** Blood and other body fluids must be thoroughly cleaned from surfaces and other objects before applying this product.

**Dilution and Contact time:** Prepare a solution of 1/2 cup in 1 gal[lon] of water (at least 1,800 ppm available chlorine) and spray or flood surface; allow surface to remain visibly wet for [at least] 5 min[utes].

**Disposal of infectious materials:** Use disposable latex gloves, gowns, masks, and eye coverings. Blood and other body fluids must be autoclaved and disposed of according to local regulations for infectious waste disposal.

---

#### **Sanitization Directions for Use**

**[For] Sanitizing:**

**Food Contact Surfaces:**

-or-

To sanitize ***insert use surface(s) from List 6*** -and/or- ***insert surface material(s) from List 8***

Use 2 tsp -or- teaspoons of this product per gal[lon] of water to prepare a 150 ppm available chlorine solution [(equivalent performance to 200 ppm [[test] standard]]]. Use chlorine test strips to quantify the available chlorine. If the available chlorine is less than desired, add a small amount of product slowly and carefully to the dilution and determine the available chlorine with a fresh chlorine test strip. Repeat these steps, as needed, until the desired concentration of chlorine is achieved. Wash, wipe, or rinse items with detergent and water, then apply sanitizing -or- bleach solution. Allow surface to remain visibly wet for [at least] 2 min[utes]. Air dry.

**Non-Food Contact Surfaces:**

-or-

To sanitize *insert use surface(s) from List 5A* -and/or- *insert surface material(s) from List 8*

Use 1/2 cup of this product per 3/4 gal[lon] of water. Wash, wipe, or rinse items with detergent and water, then apply sanitizing -or- bleach solution. Allow surface to remain visibly wet for [at least] 2 min[utes]. Air dry.

**Fruit & Vegetable Washing (*commercial use only against nonpathogenic microorganisms*):**

Thoroughly clean all fruits and vegetables. Mix 1/2 teaspoon -or- tsp of this product in 1 gal[lon] of water to make a sanitizing solution of 25 ppm available chlorine. Submerge fruit or vegetables in this sanitizing solution for 2 min[utes]. [Rinse with water, and air dry.]

---

## Hospital Use

**[For] Hospital -and/or- Healthcare Use -or- Disinfection**

-or-

**To Kill *Pseudomonas aeruginosa*:**

Use 1/2 cup of this product per 1 gal[lon] of water. [Pre]wash surface -or- item, then apply disinfecting -or- bleach solution. Allow surface to remain visibly wet for [at least] 5 min[utes].

Rinse [thoroughly -or- well] and air dry. -or- Follow Disinfection Directions for use.

---

**Allergens<sup>13</sup> Directions for Use**

**To remove -or- wipe away allergens<sup>13</sup> -and/or- to clean [hard, nonporous surfaces]:** Use 1/2 cup of this product per 1 gal[lon] of water. Apply diluted product directly to sponge -or- cloth -or- rag -or- mop. Wipe surface completely. [Rinse.] [Allow to air dry].

## CONSUMER USES HOUSEHOLD [HINTS -or- USES]

### Clean[ing] Flower Pots and Planters:

Cleaning flower containers helps prevent the transfer of molds and diseases from old plants to new ones. Wash and [thoroughly] rinse pots and planters. Soak 5 min[utes] in a solution of 1/2 cup of this product to 3/4 gal[lon] of water, then rinse. -or- Wash and [thoroughly] rinse pots and planters. Soak 10 min[utes] in a solution of 1/3 cup of this product to 1 gal[lon] of water, then rinse.

### Cold & Flu: [(To) Reduce the Spread<sup>25</sup> of Cold & Flu Viruses<sup>7</sup> -or- (To) Kill (the) Flu Virus<sup>14</sup>]

This product kills [99.9% of] cold and flu viruses to reduce the spread<sup>25</sup> of germs in high traffic areas and children's items. Disinfect cribs, high chairs, and washable colorfast hard, nonporous toys quickly and easily with this product: Wash, wipe or rinse items with water. -or- Prewash items[.] [then] disinfect with a solution of 1/2 cup of this product per 1 gal[lon] of water. Allow surface to remain visibly wet for [at least] 5 min[utes]. Rinse thoroughly and air dry -or- This product kills [99.9% of] cold & flu viruses<sup>3</sup> to reduce the spread<sup>23</sup> of cold & flu viruses<sup>3</sup> [in high traffic areas and children's items.] Disinfect cribs, high chairs, and washable colorfast hard, nonporous toys [easily] with this product: **Must either use "Pre-wash surface." within directions, or add "For visibly soiled surfaces, preclean surfaces before disinfecting." at the end of directions.** Use 1/3 cup of this product -or- bleach per 1 gal[lon] water. [Pre-wash surface,] mop or wipe with bleach solution. Allow surface to remain visibly wet for [at least] 10 min[utes]. Rinse well and air dry. [For visibly soiled surfaces, preclean surfaces before disinfecting.]

### Deodorizing Cat's Litter Box:

Unpleasant cat box odors can be eliminated when this product is used to kill odor-causing germs<sup>25</sup>. Wash litter box with sudsy water and rinse. Then wipe with a solution of 1/2 cup of this product per gal[lon] of water. Allow surface to remain visibly wet for [at least] 5 min[utes] before rinsing thoroughly. -or- Unpleasant cat box odors can be eliminated when this product is used to kill odor-causing germs. Wash litter box with sudsy water and rinse. Then wipe with a solution of 1/3 cup of this product per gal[lon] of water. Allow surface to remain visibly wet for 10 min[utes] before rinsing thoroughly.

### Disinfecting Baby Furniture and Hard, Nonporous Toys -or- Hard, Nonporous Kid's Toys:

Painted and enameled cribs, changing tables and high chairs, plastic mattress covers and bumpers, and washable colorfast hard, nonporous toys are disinfected quickly and easily with this product. Plus, this product kills [99.9% of] common household germs<sup>[§§]</sup>, including those that cause odors. This product leaves baby's room clean and fresh smelling. Disinfect with a solution of 1/2 cup product in 1 gal[lon] of water. Allow surface to remain visibly wet for [at least] 5 min[utes]. Rinse and allow to [air] dry -or- For washable colorfast hard, nonporous toys, disinfect with a solution of 1/2 cup bleach in 1 gal[lon] of water. Allow surface to remain visibly wet for [at least] 5 min[utes]. Rinse and allow to [air] dry -or- Painted and enameled cribs, changing tables and high chairs, plastic mattress covers and bumpers, and washable colorfast hard, nonporous toys are disinfected easily with this product. Plus, this product kills [99.9% of] common household germs, including those that cause odors. This product leaves baby's room clean and fresh smelling. Must either use "Pre-wash surface." within directions, or add "For visibly soiled surfaces, preclean surfaces before disinfecting." at the end of directions. Disinfect with a solution of 1/3 cup this product in 1 gal[lon] of water. [Pre-wash surface,] mop or wipe with bleach solution. Allow surface to remain visibly wet for [at least] 10 min[utes]. Rinse well and air dry. [For visibly soiled surfaces, preclean surfaces before disinfecting.]

### Disinfect[ing] Hard, Nonporous Pet Areas -and/or- Nonporous Toys -and/or- Accessories

This product can disinfect your pet areas -and/or- nonporous toys -and/or- accessories. Disinfect with a solution of 1/2 cup product in 3/4 gal[lon] of water. [Pre-]wash surface, soak or wipe with bleach solution. Let stand -or- Allow solution to contact surface [for] at least 5 min[utes]. Rinse well and air dry. **Must remove brackets if either Feline Parvovirus or Canine Parvovirus are listed on the label.** [For Feline Parvovirus -and/or- Canine Parvovirus. Allow surface to remain visibly wet for [at least] 10 min[utes].] -or- This product can disinfect your pet areas -and/or- nonporous toys -and/or- accessories. Disinfect with a solution of 1/3 cup product in 1 gal[lon] of water. [Pre-]wash surface, soak or wipe with bleach solution[. Allow solution to contact surface] for at least 10 min[utes]. Rinse well and air dry. **Must remove brackets if either Feline Parvovirus or Canine Parvovirus are listed on the label.** [For Feline Parvovirus -and/or- Canine Parvovirus use 1/2 cup of this product per 3/4 gal[lon] of water. Allow solution to contact surface for 10 min[utes].]

### Eliminating Garbage Can -and/or- Diaper Pail Odors:

This product can deodorize and sanitize your garbage cans -and/or- diaper pail by eliminating the bacteria that cause odors. Wash garbage cans -and/or- diaper pail with soapy water and rinse. Then to deodorize and sanitize, swish a solution of 1/2 cup of this product per 3/4 gal[lon] of water over the inside of the can. Surface must remain visibly wet for [at least] 2 min[utes] before rinsing.

### Eliminating Refrigerator Odors:

This product kills odor causing bacteria and leaves your refrigerator smelling fresh and clean. Use it inside and out. Remove food before using this product. Wash surfaces with a solution of 1/2 cup of this product per gal[lon] of water. Allow surface to remain visibly wet for [at least] 5 min[utes]. Rinse and then air dry interior surfaces a few min[utes] before replacing food.

### Keep[ing] Christmas Trees Fresher Longer:

To prolong the life of a fresh cut tree, instead of using plain water in the tree stand bowl, use a solution of 2 tsp product per 1/2 gal[lon] hot water, 1 cup corn syrup and 1/8 cup powdered chelated iron (available from local nurseries).



**Keep[ing] Cut Flowers Fresh Longer:**

Fresh cut flowers will stay beautiful longer if you add 1/4 teaspoon of this product to each quart of cold water. This product can also be used to remove flower vase stains and odors. Wash the vase thoroughly and then fill with a solution of 1/2 cup bleach to (1) gal[lon] water. Allow surface to remain visibly wet for [at least] 5 min[utes] before rinsing. -or- Wash the vase thoroughly and then fill with a solution of 1/3 cup bleach to (1) gal[lon] water. Allow surface to remain visibly wet for [at least] 10 min[utes] before rinsing.

**Keep[ing] Wading Pools Sanitary:**

As a general rule, use 1/8 cup per 100 gal[lons] of water. For example, an 8-foot diameter pool holding 1 foot of water would require 1/2 cup of this product. To chlorinate, mix required amount of bleach with 2 gal[lons] of water and scatter over surface of empty pool. Fill remainder of pool with water. Empty small pools daily. Before draining a treated wading pool, contact your local sanitary sewer and storm drain authorities and follow their discharge instructions. Do not discharge treated pool water to any location that flows to a gutter, storm drain or natural water body unless discharge is allowed by state and local authorities.

**Kitchen and Bathroom:**

Clean, disinfect and deodorize sinks, countertops, bathtubs, showers, , hard, nonporous floors, vinyl and glazed tile.

- 1) Wash, wipe or rinse items with water.
- 2) Apply disinfecting solution of 1/2 cup of this product per 1 gal[lon] -or- 3/4 gal[lon] of water.
- 3) Allow surface to remain visibly wet for [at least] 5 min[utes] before rinsing.
- 4) Rinse thoroughly and air dry.

-or-

Clean, disinfect and deodorize sinks, countertops, bathtubs, showers, floors, vinyl and glazed tile.

- 1) Wash, wipe or rinse items with water.
- 2) Apply disinfecting solution of 1/3 cup of this product per 1 gal[lon] of water.
- 3) Allow surface to remain visibly wet for [at least] 10 min[utes] before rinsing.
- 4) Rinse thoroughly and air dry.

**Removing Exterior Mold Stains:**

Mold stains on colorfast exterior surfaces of your home, like siding, tile roofs, sealed brick, stucco and patio stone can be easily removed using this product. First, hose surfaces to remove loose soil. Then apply a solution of 3/4 cup of this product -or- bleach per 1 gal[lon] of water to wet surfaces. -or- Then apply a solution of 1/3 cup of this product -or- bleach per 3/4 gal[lon] of water to wet surfaces. Reapply the solution as needed to keep the area wet for 10 min[utes]. Rinse thoroughly to remove residue. [Avoid applying solution in direct sunlight or to unfinished wood.] Rinse quickly and thoroughly if solution comes in contact with aluminum window frames or gutters since metal corrosion may occur.

**Removing Mold and Mildew**

[Mold and mildew in the bathroom can be removed easily and effectively using this product.] Simply wipe down surfaces using a solution of 3/4 cup of this product -or- bleach to 1 gal[lon] of warm water. -or- Simply wipe down surfaces using a solution of 1/3 cup of this product -or- bleach to 3/4 gal[lon] of warm water. Keep surface wet 10 min[utes]; then rinse thoroughly and wipe dry. -or- Simply wipe down surfaces using a solution of 1/3 cup of this product -or- bleach to 3/4 gal[lon] of warm water. Keep surface wet 10 min[utes]; then rinse thoroughly and wipe dry. Simply wipe down surfaces using a solution of 3/4 cup of this product -or- bleach to 3/4 gal[lon] of warm water. Keep surface wet 5 min[utes]; then rinse thoroughly and wipe dry. Repeat, if necessary, on heavily soiled surfaces.

**Removing Patio Moss and Mildew Stains**

Protect nearby plants and grass by watering area thoroughly before and after product use. Patio moss and mildew stains can be unsightly, slippery and dangerous. Hose patio to remove loose debris. Then use this product to remove moss and mildew stains by washing the area with a solution of 3/4 cup of this product to 1 gal[lon] of water. -or- Then use this product to remove moss and mildew stains by washing the area with a solution of 1/3 cup of this product to 3/4 gal[lon] of water. Reapply the solution as needed to keep the area wet for 10 min[utes]. -or- Then use this product to remove moss and mildew stains by washing the area with a solution of 3/4 cup of this product to 3/4 gal[lon] of water. Reapply the solution as needed to keep the area wet for 5 min[utes]. Brush as needed to remove moss and then rinse thoroughly. [Do not use on painted wood.] Avoid excessive runoff near plants.

**[To] Sanitize -or- Sanitizing and Remove -or- Removing Stains from Kitchenware:**

Tough stains can be removed from china, dinnerware, dishes, plastic and glassware with this product. Plus, this product sanitizes as it cleans. Wash items thoroughly as you normally would. Then soak for 2 min[utes] in a solution of 2 tsp of this product to each gal[lon] of water. Then drain and air dry.

**Sanitize Pet's Food and Water Bowls -or- Pet Bowl:**

To sanitize pet food containers, wash bowls with detergent and rinse. Fill bowls with a solution of 2 tsp of this product -or- bleach per gal[lon] of water. Allow surface to remain visibly wet for [at least] 2 min[utes], drain and air dry.

**Sanitizing Hard, Nonporous Baby Items:**

Baby bottles and dishes can be easily sanitized using this product. Soak washed items for 2 min[utes] in a solution of 2 tsp of this product per gal[lon] of water; then drain dry.

**Spring Cleaning: [[For] Eliminating Bacteria that Cause Household Odors:]**

Sanitize and deodorize common hard, nonporous household items, such as sinks, garbage cans, diaper pails and refrigerators by eliminating the bacteria that cause odors.

**Sinks:**

Wash, wipe or rinse items with water. Apply solution of 1/2 cup of this product per 3/4 gal[lon] of water. Allow surface to remain visibly wet for [at least] 2 min[utes] before rinsing. Rinse thoroughly and air dry.

**Garbage cans -and/or- Diaper pails:**

Wash garbage cans -and/or- diaper pails with soapy water and rinse. Swish a solution of 1/2 cup of this product per 3/4 gal[lon] of water over the inside of the can. Allow surface to remain visibly wet for [at least] 2 min[utes] before rinsing.

**Refrigerators<sup>42</sup>:**

Remove food before using this product. Wash surfaces with a solution of 2 tsp of this product per gal[lon] of water. Allow surface to remain visibly wet for [at least] 2 min[utes]. Rinse thoroughly and then air dry interior surfaces a few min[utes] before replacing food.

**Toilet Bowls:**

Disinfect and deodorize your toilet.

- [1.] Flush toilet.
- [2.] Pour 1/2 cup of this product into bowl.
- [3.] Brush entire bowl, including rim, with a scrub brush or mop.
- [4] Allow surface to remain visibly wet for [at least] 5 min[utes] before flushing again.

-or-

**Toilet Bowls:**

Disinfect and deodorize your toilet.

- [1.] Flush toilet.
- [2.] Pour 1/3 cup of this product into bowl.
- [3.] Brush entire bowl, including rim, with a scrub brush or mop.
- [4.] Allow surface to remain visibly wet for [at least] 10 min[utes] before flushing again.

<b>List 1A Laundry Sanitization Organisms [Organisms for] [1/3 cups for H[igh] E[fficiency] Machine, 2/3 cup for Standard Machine dilution -or- dosing [organism list]]</b>	
<b>Bacteria</b>	<b>ATCC and/or Strain</b>
Klebsiella pneumoniae	[ATCC 4352]
Methicillin Resistant Staphylococcus aureus [(MRSA)]	[ATCC 33592]
Pseudomonas aeruginosa	[ATCC 15442]
Staphylococcus aureus [(Staph)]	[ATCC 6538]
<b>List 1B Laundry Sanitization Organisms [Organisms for] [1/4 cups for H[igh] E[fficiency] Machine, 1/2 cup for Standard Machine dilution -or- dosing [organism list]]</b>	
<b>Bacteria</b>	<b>ATCC and/or Strain</b>
Klebsiella pneumoniae	[ATCC 4352]
Staphylococcus aureus	[ATCC 6538]
<b>List 2A: Hard, Nonporous Surface Disinfection Organisms [Organisms for] [1/2 cup per [1] gallon water dilution -or- dosing [organism list unless noted]] (5 minute contact time unless noted)</b>	
<b>Bacteria</b>	<b>ATCC and/or Strain</b>
Bordetella pertussis	[ATCC 12743]
Campylobacter jejuni	[ATCC 29428]
Carbapenem Resistant Escherichia coli	[CDC 81371]
Community Associated Methicillin Resistant Staphylococcus aureus [(CA-MRSA)]	[NARSA NRS123] [Genotype USA400]
Enterococcus faecalis	[ATCC 29212]
Escherichia coli O157:H7 [(E. coli)]	[ATCC 35150]
Extended Spectrum Beta Lactamase producing Escherichia coli [(ESBL producing E. coli)]	[ATCC BAA-196]
Haemophilus influenzae	[ATCC 10211]
Klebsiella oxytoca	[ATCC 13182]
Legionella pneumophila	[ATCC 33153]
Listeria monocytogenes	[ATCC 19117]
Methicillin resistant Staphylococcus aureus [(MRSA)]	[ATCC 33592]
<sup>[9]</sup> Multi-drug Resistant Acinetobacter baumannii	[ATCC 19606]
<sup>[10]</sup> Multi-drug Resistant Enterococcus faecium	[ATCC 51559]
<sup>[11]</sup> Multi-drug resistant Klebsiella pneumoniae	[ATCC 51503]
New Delhi Metallo-Beta Lactamase-1 (NDM-1) producing Enterobacter cloacae	[CDC 1000654]
New Delhi Metallo-Beta Lactamase-1 (NDM-1) producing Escherichia coli	[CDC 1001728]
Penicillin resistant Streptococcus pneumoniae	[ATCC 700677]
Proteus mirabilis	[ATCC 9240]
Pseudomonas aeruginosa	[ATCC 15442]
Salmonella enterica [(Salmonella)]	[ATCC 10708]
Serratia marcescens	[ATCC 14756]
Shigella dysenteriae	[ATCC 11835]
Staphylococcus aureus [(Staph)]	[ATCC 6538]
Staphylococcus epidermidis [(Coagulase-negative staphylococci)]	[ATCC 12228]
Streptococcus pneumoniae [(Strep)]	[ATCC 6305]
Streptococcus pyogenes [(Strep)]	[ATCC 19615]
Vancomycin-intermediate resistant Staphylococcus aureus (VISA)	[CDC HIP 5836]
Vancomycin Resistant Enterococcus faecalis [(VRE)]	[ATCC 51575]
Vibrio cholerae	[ATCC 11623]
Yersinia enterocolitica	[ATCC 23715]

<b>Spore-forming Bacterium</b>	<b>ATCC and/or Strain</b>
Clostridioides difficile <sup>Y</sup> [(C. diff <sup>Y</sup> )] spore (1 part bleach + 6 parts water)	[ATCC 43598]
<b>Mycobacterium</b>	<b>ATCC and/or Strain</b>
Mycobacterium bovis [(BCG)] (Tuberculosis -or- TB) <sup>†, 1</sup> (1 part bleach + 7 parts water)	
<b>Mold, Mildew, Fungi</b>	<b>ATCC and/or Strain</b>
Aspergillus brasiliensis [(mildew)] <sup>1</sup> ( <b>3/4 cup per 1 gallon water</b> )	[ATCC 16404]
Aspergillus brasiliensis [(mildew)] ( <b>3/4 cup per 3/4 gallon water</b> )	[ATCC 16404]
Candida albicans	[ATCC 10231]
Trichophyton interdigitale [(Athlete's Foot fungus)]	[ATCC 9533]
<b>Viruses Enveloped</b>	<b>ATCC and/or Strain</b>
‡2009-H1N1 Influenza A virus [(Novel H1N1)] [(a cause of the flu)]	[Strain A/Mexico/4108/2009 CDC #2009712192]
‡Avian Influenza A virus§ [(H3N2)] [(a cause of the flu)]	[ATCC VR-2072] [Strain A/Washington/897/80 X A/Mallard/New York/6750/78]
‡Avian influenza [Type A] virus§ (H5N1)	[Strain VNH5N1-PR8/CDC-RG CDC #2006719965]
‡Coxsackievirus B3 virus	[ATCC VR-30] [Strain Nancy]
‡Cytomegalovirus	[ATCC VR-538] [Strain AD-169]
‡Ebola virus	[Strain Zaire-Kikwit]
‡Hantavirus	[Prospect Hill virus]
‡Herpes Simplex virus type 1	[ATCC VR-733] [Strain F(1)]
‡Herpes Simplex virus type 2	[ATCC VR-734] [Strain G]
‡Human Coronavirus [(a cause of the common cold)]	[ATCC VR-740] [Strain 229E]
‡, ‡‡Human Hepatitis B virus (as duck HBV) [(HBV)]	[Strain Grimaud]
‡, ‡‡Human Hepatitis C Virus (as bovine viral diarrhea virus) [(HCV)]	[Strain NADL]
‡, ‡‡Human Immunodeficiency Virus Type 1 [(HIV-1)]	[Strain HTLV-IIIB]
‡Influenza A virus [Influenza A2] [Flu Virus] [(a cause of the flu)]	[ATCC VR-544 ] [Strain Hong Kong]
‡Influenza B virus [(a cause of the flu)]	[ATCC VR-823] [Strain B/Hong Kong/5/72]
‡Measles Virus	[ATCC VR-24]
‡MERS (Middle Eastern Respiratory Syndrome) - Associated Coronavirus (MERS-CoV)	[Strain EMC/2012]
‡ Mumps Virus	[ATCC VR-1438] [Strain Jones,]
‡Newcastle disease virus	[ATCC VR-108] [Strain B1, Hitchner or Blacksburg]
‡Parainfluenza virus [(type 3)]	[ATCC VR-93] [Strain C243]
‡Respiratory Syncytial virus [(RSV)]	[ATCC VR-26] [Strain Long]
‡Rubella virus [(German Measles virus)]	[ATCC VR-315] [Strain M-33]
‡SARS-associated Coronavirus	[CDC strain 200300592]
‡Varicella Zoster Virus	[ATCC VR-1367]
<b>Viruses Large Non-Enveloped</b>	<b>ATCC and/or Strain</b>
‡Adenovirus [type 2] [(causes colds)]	[ATCC VR-846] [Strain Adenoid 6]
‡Rotavirus	[Strain WA]
<b>Virus Small Non-enveloped</b>	<b>ATCC and/or Strain</b>
‡Enterovirus EV-D68	[ATCC VR-561]
‡Feline Calicivirus (as surrogate for Norovirus -or- Norwalk Virus)	[ATCC VR-782]
‡Hepatitis Type A virus [(HAV)]	[Strain HM-175]
‡Murine Norovirus (as surrogate for Norovirus -or- Norwalk Virus)	[Strain MNV-1.CW1]
‡Poliovirus [type 1]	[ATCC VR-1562] [Strain Chat]
‡Rhinovirus type 37 [(a [common] cause of the common cold)]	[ATCC VR-1147 ] [Strain 151-1]

<b>List 2B Hard, Nonporous Surface Disinfection Organisms [Organisms for] [1/2 cup per 3/4 gallon water dilution -or- dosing [organism list]] (10 minute contact time)</b>	
<b>Viruses Small Non-Enveloped</b>	<b>ATCC and/or Strain</b>
‡Canine Parvovirus	[ATCC VR-2017] [Strain Cornell]
‡Feline Parvovirus [(Feline panleukopenia virus)]	[ATCC VR-648]
<b>List 2C Hard Nonporous Surface Disinfection Organisms [Organisms for] [1/3 cup per 1 gallon water dilution -or- dosing [organism list]] (10 minute contact time)</b>	
<b>Bacteria</b>	<b>ATCC and/or Strain</b>
Escherichia coli O157:H7 [(E. coli)]	[ATCC 35150]
Extended Spectrum Beta Lactamase producing Escherichia coli [(ESBL producing E. coli)]	[ATCC BAA-196]
Klebsiella pneumoniae	[ATCC 4352]
Listeria monocytogenes (Listeria)	[ATCC 19117]
Methicillin resistant Staphylococcus aureus [(MRSA)]	[ATCC 33592]
Penicillin-Resistant Streptococcus pneumoniae	[ATCC 700677] (strep resistant)
Salmonella enterica [(Salmonella)]	[ATCC 10708]
Shigella dysenteriae	[ATCC 11835]
Staphylococcus aureus [(Staph)]	[ATCC 6538]
Streptococcus pneumoniae [(Strep)]	[ATCC 6305]
<b>Viruses Enveloped</b>	<b>ATCC and/or Strain</b>
‡Influenza A virus [Influenza A2] [(a cause of the flu)]	[ATCC VR-544] [Strain Hong Kong]
‡Hantavirus	[(Prospect Hill Virus), Source: University of New Mexico / University of Western Ontario Host cell line: Vero E6 cells, Source: ATCC CRL-1586]
‡Human Coronavirus [(a cause of the common cold)]	[ATCC VR-740] [Strain 229E]
‡Respiratory Syncytial Virus [(RSV)]	[ATCC VR-26] [Strain Long]
‡SARS-CoV-2	[Isolate USA-WA1/2020, NR-52281]
<b>Virus Large Non-Enveloped</b>	<b>ATCC and/or Strain</b>
‡Rotavirus	[ATCC VR-2018]
<b>Viruses Small Non-Enveloped</b>	<b>ATCC and/or Strain</b>
‡Feline Calicivirus (as surrogate for Norovirus -or- Norwalk Virus)	[ATCC VR-782] [Strain F-9]
‡Rhinovirus	[Type 39] [ATCC VR-340] [Strain 209]
<b>List 2D Hard Nonporous Surface Disinfection Organisms [Organisms for] [1/3 cup per 3/4 gallon water dilution -or- dosing [organism list]] (10 minute contact time)</b>	
<b>Mold, Mildew, Fungi</b>	<b>ATCC and/or Strain</b>
Trichophyton interdigitale [(Athlete's Foot Fungus)]	[[ATCC 9533]
Aspergillus brasiliensis [(mildew)]	[ATCC 16404]
Candida albicans	[ATCC 10231]
<b>List 3 Food Contact Sanitization 2 minute contact time</b>	
<b>Bacteria</b>	<b>ATCC and/or Strain</b>
Salmonella enterica [serovar Typhi]	[ATCC 6539]
Yersinia enterocolitica	[ATCC 23715]
<b>List 4: Non-Food Contact Sanitization 2 minute contact time</b>	
<b>Bacteria</b>	<b>ATCC and/or Strain</b>
Klebsiella pneumoniae	[ATCC 4352]
Staphylococcus aureus	[ATCC 6538]

**List 5C Laundry Presoak Disinfection [Organisms for] [1/2 cup + 1 gallon water dilution -or- dosing [organism list unless noted]] (5 minute contact time)**

<b>Bacteria</b>	<b>ATCC and/or Strain</b>
Bordetella pertussis	[ATCC 12743]
Community Associated Methicillin Resistant Staphylococcus aureus [(CA-MRSA)]	[NARSA NRS123] [Genotype USA400]
Escherichia coli O157:H7 [(E. coli)]	[ATCC 35150]
Extended Spectrum Beta Lactamase producing Escherichia coli [(ESBL producing E. coli)]	[ATCC BAA-196]
Legionella pneumophila [(the bacteria that causes Legionnaire's disease)]	[ATCC 33153]
Methicillin resistant Staphylococcus aureus [(MRSA)]	[ATCC 33592]
Multi-drug resistant Acinetobacter baumannii18	[ATCC 19606]
Pseudomonas aeruginosa	[ATCC 15442]
Salmonella enterica [(Salmonella)]	[ATCC 10708]
Shigella dysenteriae	[ATCC 11835]
Staphylococcus aureus [(Staph)]	[ATCC 6538]
Streptococcus pneumoniae [(Strep)]	[ATCC 6305]
Streptococcus pyogenes [(Strep)]	[ATCC 19615]
Vancomycin Resistant Enterococcus faecalis [(VRE)]	[ATCC 51575]
<b>Viruses Enveloped</b>	<b>ATCC and/or Strain</b>
‡2009-H1N1 Influenza A virus [(Novel H1N1)] [(a cause of the flu)]	[Strain A/Mexico/4108/2009 CDC #2009712192]
‡Avian Influenza A virus [(H3N2)]§ [(a cause of the flu)]	[ATCC VR-2072] [Strain A/Washington/897/80 X A/Mallard/New York/6750/78]
‡Avian influenza [Type A] virus (H5N1)§	[Strain VNH5N1-PR8/CDC-RG CDC #2006719ww965]
‡Avian Influenza A (H7N9) virus§	[Strain wildtype A/Anhui/1/2013, CDC #2013759189]
‡Cytomegalovirus	[ATCC VR-538] [Strain AD-169]
‡Ebola virus	[Strain Zaire-Kikwit]
‡Herpes Simplex virus type 2	[ATCC VR-734] [Strain G]
‡Human Coronavirus [(a cause of the common cold)]	[ATCC VR-740] [Strain 229E]
‡Human Hepatitis B virus (as duck HBV) [(HBV)]‡‡	[Strain Grimaud]
‡Human Hepatitis C Virus (as bovine viral diarrhea virus) [(HCV)]‡‡	[Strain NADL]
‡Human Immunodeficiency Virus Type 1 [(HIV-1)]‡‡	[Strain HTLV-IIIB]
‡Influenza A virus [Influenza A2] [(a cause of the flu)]	[ATCC VR-544] [Strain Hong Kong]
‡Influenza B virus [(a cause of the flu)]	[ATCC VR-823] [Strain B/Hong Kong/5/72]
‡Measles Virus	[ATCC VR-24]
‡MERS (Middle Eastern Respiratory Syndrome) - Associated Coronavirus (MERS-CoV)	[Strain EMC/2012]
‡Mumps Virus	[ATCC VR-1438], [Strain Jones]
‡Parainfluenza virus [(type 3)]	[ATCC VR-93] [Strain C243]
‡Respiratory Syncytial virus [(RSV)]	[ATCC VR-26] [Strain Long]
‡Rubella virus [(German Measles virus)]	[ATCC VR-315] [Strain M-33]
‡SARS-associated Coronavirus	[CDC strain 200300592]
‡Varicella Zoster Virus	[ATCC VR-1367]
<b>Viruses Large Non-Enveloped</b>	<b>ATCC and/or Strain</b>
‡Adenovirus [type 2] [(a cause of the common cold)]	[ATCC VR-846] [Strain Adenoid 6]
‡Rotavirus	[Strain WA]



<b>Viruses Small Non-Enveloped</b>	<b>ATCC and/or Strain</b>
‡Coxsackievirus B3 virus	[ATCC VR-30] [Strain Nancy]
‡Enterovirus EV-D68	[ATCC VR-561]
‡Feline Calicivirus (as surrogate for Norovirus -or- Norwalk Virus)	[ATCC VR-782]
‡Hepatitis Type A virus [(HAV)]	[Strain HM-175]
‡Murine Norovirus (as surrogate for Norovirus -or- Norwalk Virus)	[Strain MNV-1.CW1]
‡Poliovirus [type 1] [ATCC VR-1562]	[Strain Chat]
‡Rhinovirus type 37 [(a cause of the common cold)]	[ATCC VR-1147, Strain 151-1]
<b>Mold, Mildew, Fungi</b>	<b>ATCC and/or Strain</b>
Trichophyton interdigitale [(Athlete's Foot Fungus)] (1/2 cup per 1 gallon water)	[ATCC 9533]
Aspergillus brasiliensis (3/4 cup per 3/4 gallon water)	[ATCC 16404]
Candida albicans (1/2 cup per 1 gallon water)	[ATCC 10231]
<b>List 5D Laundry Presoak Disinfection [Organisms for] [1/3 cup + 1 gallon water dilution -or- dosing [organism list unless noted]] (10 minute contact time)</b>	
<b>Bacteria</b>	<b>ATCC and/or Strain</b>
Escherichia coli O157:H7	[ATCC 35150]
Extended Spectrum Beta Lactamase producing Escherichia coli [(ESBL producing E. coli)]	(ESBL producing E.coli) [ATCC BAA-196]
Klebsiella pneumoniae	[ATCC 4352]
Listeria monocytogenes (Listeria)	[ATCC 19117]
Methicillin resistant Staphylococcus aureus [(MRSA)]	[ATCC 33592]
Penicillin-Resistant Streptococcus pneumoniae	[ATCC 700677] (strep resistant)
Salmonella enterica	[ATCC 10708]
Shigella dysenteriae	[ATCC 11835]
Staphylococcus Aureus	[ATCC 6538]
Streptococcus pneumoniae (Strep)	[ATCC 6305]
<b>Virus Enveloped</b>	<b>ATCC and/or Strain</b>
‡Influenza A Virus [Influenza A2 Virus] [(a cause of the flu)]	[Type A2] [Flu Virus] [ATCC VR-544] [Strain Hong Kong]
‡Influenza A	ATCC VR-1469, Strain A/PR/8/34
‡Hantavirus	(Prospect Hill Virus), Source: University of New Mexico / University of Western Ontario. Host cell line: Vero E6 cells, Source: ATCC CRL-1586
‡Human Coronavirus	[ATCC VR-740 Strain 229-E]
‡Respiratory Syncytial Virus [(RSV)]	[ATCC VR-26] [Strain Long]
‡SARS-CoV-2	[Isolate USA-WA1/2020, NR-52281]
<b>Virus Large Non-Enveloped</b>	<b>ATCC and/or Strain</b>
‡Rotavirus	ATCC VR-2018
<b>Virus Small Non-Enveloped</b>	<b>ATCC and/or Strain</b>
‡Feline Calicivirus (as surrogate for Norovirus -or- Norwalk Virus)	[ATCC VR-782] [Strain F-9]
‡Rhinovirus	[Type 39] [ATCC VR-340] [Strain 209]
<b>Mold, Mildew, Fungi</b>	<b>ATCC and/or Strain</b>
Trichophyton interdigitale [(Athlete's Foot Fungus)] (1/3 cup per 3/4 gallon water)	[ATCC 9533]
Aspergillus brasiliensis (1/3 cup per 3/4 gallon water)	[ATCC 16404]
Candida albicans (1/3 cup per 3/4 gallon water)	[ATCC 10231]

### ***List 5A Hard, Nonporous Use Surfaces***

#### **Kitchen**

Appliances	Latex enamel painted woodwork	Trash cans
Brushes	Lunchboxes	Trash compactors
Cabinet -or- drawer handles	Ovens	Walls
[Ceramic] glazed tile [floors or countertops]	Refrigerator [handles]	Work surfaces
Counter[top]s	Refrigerators <sup>42</sup>	
Faucets	[behind and under] Sinks <sup>p</sup>	
Floors	Solid surface -or- sealed granite countertops	
Freezers <sup>42</sup>	Stoves <sup>42</sup>	
Garbage cans	Stovetops <sup>42</sup>	
Garbage disposals	Thermometers	

#### **Bathroom**

[Bath]tubs	Potty seats -or- trainers	Sinks
Cat litter boxes	Shower curtains	Thermometers
Combs and brushes	Shower doors	Glazed Tile
Countertops	Shower walls	Toilets [handles]
Faucets	Showers	Urinals
Floors		Vinyl

#### **Baby[']s Nursery -and/or- Items**

Baby Bathtubs	Diaper pails	Painted cribs
Bumpers	Hard, nonporous toys	Plastic mattress covers
Changing tables	High chairs	Playpens
		Restaurant High Chairs

#### **Outdoors**

Barbeque[s] [grills]	Golf balls -and/or- clubs	Sports equipment
Bike -or- bicycle	Outdoor siding	Sides of house
Decks -and/or- fences -and/or- arbors	Plastic patio furniture	Wading -or- kiddy pools
-and/or- trellises -and/or- benches -and/or- patio furniture (Finished woodwork)	Playground sets	
Flower pots -and/or- planters	Sealed Driveways, walkways, and sidewalks	

#### **Cars**

Dashboard	Door handles	Steering wheel
-----------	--------------	----------------

### ***Other Hard, Nonporous Use Surfaces***

[Artificial] Christmas tree	Exercise equipment (weights)	Office supplies <sup>42</sup>	Snow boards
Beach balls	Flash light	Pens <sup>p</sup>	Stairs <sup>p</sup>
Bicycles	Flower pots	Pet bowls <sup>[36]</sup>	Statues <sup>p</sup> (not marble, not brass)
Boogie boards	Fly swatter	Plastic chairs	Steering wheel
Bus trays	Glazed pottery	[Plastic] toilet plunger	Surf boards
cabinets	Golf balls	Pool liners	Tables
Carved pumpkin <sup>22</sup>	Hammer	Rails	Toilet seat
Classroom magnets	Hot tub	Rain boots	Tools
Coffee table	Ice chests <sup>42</sup>	Rulers	Window
Cooler <sup>42</sup>	Jacuzzi	Sealed concrete floors	Wood Floors (finished hardwood)
Cupholder	Kids' toys <sup>[36]</sup>	[Sealed] Quartz countertops	
Dashboard	Laundry hamper <sup>p</sup>	Sinks	
Desks	Litter box scoop	Skateboards	
Dressers	Mailbox	Ski boots <sup>p</sup>	
Escalator rail	Markers <sup>42</sup>	Skis	

---

**List 5B Laundry Soft Surfaces**

Active wear	Kitchen towels	Textiles
Baby clothes	Onesies	Towels [used for clean up]
Bath rugs	Pajamas	Undergarments
Bedding	Pants	Underwear
Blouses	Pet beds and blankets	Uniform
[Cotton] garments -and/or- clothes	[Pet] linens	[White] shirts
[Cotton] joggers	Scrubs	Work clothes
Canvas shoes	Sheets	
Cloth diapers	Socks	
Dishcloth	Sport uniforms	

---

**List 6: Food Contact Sanitization Use Surfaces<sup>25</sup>**

Baby bottles	Glassware	Sippy cups
Countertops	Plastic [baby] feeding spoons	Stainless cutlery
Dishes	Plastic cutting boards	Stainless utensils
Flatware	Plates	[Travel] mugs
Food Contact Surfaces	Pots and pans	Water bottles
Freezers	Refrigerator[s][interior[s]] <sup>42</sup>	

---

**List 7: Use Sites<sup>25</sup>**

Airplanes	Food Processing Plants -or- Facilities	Patient Rooms
[All] Around the House <sup>p</sup>	Gym[nasium]s	Pet Kennels
Ambulances	Health Clubs	Physicians' -and/or- Pediatricians' Offices
Animal Care Facilities -or- Hospitals	Homes <sup>p</sup> [(including kitchens, -and/or- bathrooms, -and/or- nurseries, -and/or- sick rooms, -and/or- laundry rooms)]	Play -and/or- Common Areas
Animal Husbandry	Hospital Premises	Playrooms
Attics	Hospitals	Playgrounds
Automobiles -or- Cars	Hotels -or- Motels	Pools
Barbeque -or- Grill Areas	Household Premises	[Public] Restrooms
Barber Shops	House[hold]s	Public Transportation
Bathrooms	Institutions	Resorts
Cafeterias	Kennels	Restaurants
Casinos	Kitchens	Salons
Churches	Laboratories	School Buses
Classrooms	Laundry	Schools
Clinics	Locker Room[s] [Facilities]	Shelters
Closets	Manicure -and/or- Pedicure Salons	Shopping Carts
Commercial -or- Institutional establishments -or- premises	Meat Processing Plants	Sick Rooms
Condominiums	Medical Clinics -or- Offices	Spas
Day Care [Centers]	Military Installations	Sports Facilities
Dental Offices	Movie Theaters	Storage Areas
Dialysis Centers	Nail Salons	Stores
Diners	Nursing Homes	Tattoo shops
Dorms	Nurseries	Timeshares
Eating establishments	Office Buildings -or- Places -or- Areas	Toilet Areas
Elder Care [Centers]	Offices	Universities
[Emergency] [Waiting] Rooms		Veterinary Offices -or- Premises
		Work places -or- Areas

---

**List 8 Surface Materials<sup>25</sup>**

Glass	Plastic	Silicone
Glazed porcelain	Plastic laminate	Stainless steel
Glazed tile	Sealed brick	Vinyl
Latex enamel	Sealed patio stone	
Linoleum	Sealed stucco	

## Sanitizing/Disinfecting

- **X**-in-1: Brightens -and/or- whitens [clothes -and/or- fabric -and/or- laundry] -and/or- Cleans, -and/or- disinfects, -and/or-, removes odors, -and/or- removes stains, -and/or- removes mold -and/or- mildew,, -and/or- deep clean, -and/or- deodorize, -and/or- destroys [tough] stains **X is a number from 2 to 10.**
- 100% confidence in a 99.9% germ kill
- 1/2 cup kills [99.9% of] [common] [household] germs<sup>##</sup> or ζ
- 3-in-1: Cleans, whitens, and disinfects<sup>[26]</sup>
- 4[-]in[-]1: Disinfect <sup>[26]</sup>, Deodorize, Destroy stains, and Deep Clean
- 4[-]in[-]1: Disinfect <sup>[26]</sup>, Deep Clean, Deodorize and Destroy Stains
- 4[-]in[-]1: Deep Clean, Disinfect <sup>[26]</sup>, Deodorize and Destroy Stains
- 5-in-1: cleans, disinfects<sup>[26]</sup>, whitens, brightens [and] removes odors
- [64 fl oz bottle] Makes 16 gallons of disinfecting solution **this claim to be used only for 64 fl oz bottle**
- [121 fl oz bottle] Makes 30 gallons of disinfecting solution **this claim to be used only for 121 fl oz bottle**
- A few surprising uses of bleach -or- **This Product**. Disinfecting [pet] toys -and/or- Sanitizing baby bottles -and/or- sippy cups -and/or- plastic cutting boards -and/or- travel mugs -and/or- pet bowls
- A germicide & disinfectant
- A versatile cleaner and disinfectant
- [Activate] cleaning, whitening, and disinfecting in one bottle
- An effective way to remove mold and mildew from clothing<sup>q</sup>
- An effective way to remove mold and mildew stains from clothing
- Antibacterial
- Antibacterial produce rinse -or- soak -or- wash
- Antifungal
- Bactericide
- Bactericidal
- Can be used as a produce -or- vegetable -or- fruit rinse -or- soak -or- wash **commercial use only**
- Can be used to disinfect your pet's accessories and nonporous toys
- Can be used to sanitize -and/or- clean your baby's laundry -and/or- clothes -and/or- cloth diapers
- Clean<sup>[26]</sup>. Disinfect.
- Clean[ing][s]<sup>[26]</sup> -and/or- disinfect[ing][s] [the -or- your] **insert site(s) from List 7** -or- area -or- environment against -or- from -or- by killing [99.9% of] [household] germs<sup>##</sup> -and/or- bacteria -and/or- viruses<sup>‡</sup>
- Clean[s] away -or- out and Kill[s] -or- Eliminate[s] -or- Destroy[s] -or- Remove[s] -or- Wipe[s] away -or- out -or- Attack[s] -or- Get[s] rid of [99.9% of] [the] bacteria -and/or- germs<sup>##</sup> -and/or- viruses<sup>‡</sup> [commonly found in **insert site(s) from List 7** areas -or- environments]
- Cleans<sup>[26]</sup> and Disinfects
- Disinfect -and/or- Deodorize -and/or- Kill [99.9% of] Germs<sup>##</sup> on **insert surface(s) from List 5A** -and/or- **insert surface material(s) from List 8** -and/or- in [the] **insert site(s) from List 7**
- Disinfect for a Clorox<sup>®</sup> [bleach] clean
- Disinfectant
- Disinfecting
- Disinfecting -or- cleaning made easy
- Disinfect[s] -and/or- kill[s] [99.9% of] germs with only 1/2 cup
- Disinfects -and/or- Sanitizes -and/or- Deodorizes -and/or- Eliminates Odors -and/or- cleans [around the house<sup>P</sup>]
- Disinfects -and/or- Sanitizes [Mildew] -and/or- Deodorizes
- Disinfects **insert site(s) from List 7**
- Disinfects hard, nonporous surfaces against **insert organism(s) from 2A, 2B or 2C, with correct corresponding dilution in Directions For Use**
- Disinfects pet areas<sup>P</sup>, accessories and nonporous toys [including kennels -and/or- litter boxes -and/or- floors]
- Disinfects [potable] drinking water [in emergency situations]
- Disinfects in your home -and/or- kitchen -and/or- bathroom -and/or- garage-and/or- sink -and/or- tub -and/or- toilet
- Effective against -and/or- [Fight[s] -and/or- Kill[s] **insert organism(s) from List 2A, 2B or 2C, with correct corresponding dilution in Directions For Use**
- Eliminates -or- removes -or- get[s] rid of mold -and/or- mildew allergens
- Eliminates germs -and/or- bacteria
- Eliminates odor causing bacteria and prevents the build-up of odors in your [HE] laundry machine
- Eliminates odors and 99.9% of bacteria & viruses<sup>‡</sup> -or- germs, mold, mildew.
- Eliminates Odors, Whitens and Disinfects
- Eliminates -or- removes -or- get[s] rid of -or- kills 99.9% of [germs -or- viruses<sup>‡</sup> & bacteria,] mold, mildew and odors **Must remove brackets around 99.9% of when "Eliminates" or "Get[s] rid of" is used in claim**
- Kill[s] -and/or- effective against Avian influenza virus [on hard, nonporous surfaces]
- Stop[s] -or- Kill[s] -or- Eliminate[s] -or- Destroy[s] -or- Remove[s] -or- Wipe[s] away -or- out -or- Attack[s] -or- Get[s] rid of [99.9% of] [the] germs<sup>##</sup> -and/or- bacteria -and/or- mold -and/or- viruses<sup>‡</sup> [that [can] cause [the] [common] cold -and/or- flu] [in your **insert site(s) from List 7** -or- area -or- environment]
- For institutional use
- Fungicidal -or- Fungicide
- Germicidal -or- Germicide
- Gets Rid Of Germs<sup>##</sup> -and/or- Dirt
- Reduces the spread<sup>25</sup> of [the] cold and flu viruses<sup>7</sup> [in your home -or- office]
- [Helps] Eliminate[s] -or- Reduce[s] odor [causing bacteria] [from your [HE] machine]
- [Helps] Prevent[s] [the] build-up of odor-causing bacteria [in your [HE] machine]
- Hospital Disinfectant
- Inexpensive and effective business-place<sup>P</sup> disinfectant
- It's amazing what you can use **This Product** for: disinfecting toys -and/or- sanitizing baby bottles -and/or- sippy cups -and/or- plastic cutting boards -and/or- travel mugs -and/or- pet bowls
- Kills [99.9% of] antibiotic-resistant bacteria<sup>34</sup>
- Kill[s] [99.9% of] bacteria on the surfaces<sup>P</sup> you[r kids] touch every day
- Kills [99.9% of] [common household] germs<sup>##</sup> -or- bacteria **qualifier <sup>##</sup> must be used if "common household" germs is used in the claim**
- Kills [99.9% of] flu virus<sup>14</sup>
- Kills 99.9% of [common household] germs<sup>##</sup> -or- bacteria -or- cold and flu viruses<sup>7</sup> in **X min[utes]** **Qualifier <sup>##</sup> must be used if "common household" germs is used in the claim. X is either 5**

**or 10 minutes for hard surface cleaning dosage of 1/2 cups of product in 1 gallon of water dilution and excludes labels listing Canine Parvovirus, Feline Parvovirus -or- feline panleukopenia virus, or Mycobacterium bovis since these organisms have a 10 minute contact time. 10 minutes for hard surface cleaning dosage of 1/3 cups of product in 1 gallon of water includes labels listing Canine Parvovirus, Feline Parvovirus -or- feline panleukopenia virus, or Mycobacterium bovis since these organisms have a 10 minute contact time.**

- Kills [99.9% of] germs<sup>[§§]</sup> commonly found in public or commercial facilities
- Kills 99.9% of germs in your laundry<sup>4</sup>
- Kills [99.9% of] [household] mold [and mildew]
- Kills [99.9% of] [household] viruses that cause colds and the flu: Rhinovirus and Influenza A virus
- Kills 99.9% of Klebsiella pneumoniae
- Kills 99.9% of **insert organism(s) from List 1A or 1B** in your laundry **Must be used with correct corresponding dilution in Directions For Use**
- Kills [99.9% of] **insert organism(s) from List 2A, List 2B or 2C** -and/or- [Avian -and/or- H1N1 -or- H5N1 -or- H7N9] influenza A virus -and/or- MRSA<sup>17</sup> -and/or- SARS<sup>27</sup> -and/or- Mold<sup>28</sup> -and/or- C. diff<sup>¥</sup>,<sup>29</sup> -and/or- MERS Co-V<sup>30</sup> -and/or- Norovirus<sup>31</sup> -and/or- E. Coli<sup>16</sup> -and/or- Salmonella<sup>18</sup> -and/or- Campylobacter<sup>32</sup> -or- C. jejuni<sup>32</sup> -and/or- Vibrio<sup>33</sup> -or- V. cholera<sup>33</sup> -and/or- Listeria<sup>35</sup> [with correct corresponding dilution in Directions For Use] [on insert surface(s) from List 5 -and/or- insert surface material(s) from List 8] [in insert site(s) from List 7]
- Kills 99.9% of **insert organism(s) from Lists 3 -and/or- 4**
- Kills [99.9% of] [many] germs<sup>[§§]</sup> -and/or- bacteria [around your home<sup>P</sup>]
- Kills 99.9% of [the] germs on household surfaces<sup>P</sup> -and/or- clothes<sup>a</sup> -or- in your laundry<sup>9</sup> -or- around your home<sup>P</sup>
- Kills 99.9% of germs without a sweat
- Kills [99.9% of] surface germs<sup>[§§]</sup> and bacteria<sup>¥¥</sup>
- Kills 99.9% of Staphylococcus aureus [in 2 min[utes]]
- Kills [99.9% of] [the] cold -and/or- flu virus[es]<sup>7</sup>
- Kills [99.9% of] [the] germs<sup>[§§]</sup> around your home -or- house
- Kills [99.999% of] Clostridioides difficile<sup>¥</sup> (C. diff) spores
- Kill[s] -and/or- eliminate[s] -and/or- disinfect[s] -and/or- remove[s] -and/or- get[s] rid of -and/or- reduces [99.9% of] [the] bacteria -and/or- germs<sup>[§§]</sup> - and/or- virus[es] [commonly] found in **insert surface(s) from List 5A -and/or- insert surface material(s) from List 8 -and/or- on insert site(s) from List 5**
- **99.9% of is required when “eliminates” or “gets rid of” is in the claim.**
- Kill[s] -and/or- eliminate[s] -and/or- disinfect[s] -and/or- remove[s] -and/or- get[s] rid of -and/or- reduces [99.9% of] [the] cold virus<sup>†††</sup> -and/or- flu virus<sup>14</sup> -and/or- cold and flu virus[es]<sup>7</sup> [commonly] found in [the] **insert surface(s) from List 5A -and/or- insert surface material(s) from List 8 -and/or- on [the] insert site(s) from List 7**
- **99.9% of is required when “eliminates” or “gets rid of” is in the claim.**
- Kill[s] -and/or- eliminate[s] -and/or- disinfect[s] -and/or- remove[s] -and/or- get[s] rid of -and/or- reduces [99.9% of] [the] bacteria -and/or- germs<sup>[§§]</sup> - and/or- virus[es]<sup>‡</sup> [commonly] found in [the] **insert surface(s) from 5A -and/or- insert surface material(s) from List 8 -and/or- on [the] insert site(s) from List 5**
- **99.9% of is required when “eliminates” or “gets rid of” is in the claim.**
- Kill[s] -and/or- eliminate[s] -and/or- disinfect[s] -and/or- remove[s]

-and/or- get[s] rid of -and/or- reduces [99.9% of] [the] **insert organism(s) from List 2A, 2B or 2C with correct corresponding dilution in Directions For Use** [commonly] found in [the] **insert surface(s) from List 7 -and/or- insert surface material(s) from List 8 -and/or- on [the] insert site(s) from List 7**

**99.9% of is required when “eliminates” or “gets rid of” is in the claim.**

- Kills Aspergillus brasiliensis [(mold -and/or- mildew)] in 5 min[utes]<sup>22</sup>
- Kills Aspergillus brasiliensis [(mold -and/or- mildew)] [in 10 min[utes]]<sup>23</sup>
- Kills bacteria on hard, nonporous surfaces
- Kills Canine Parvovirus<sup>P</sup> [in 10 min[utes]]
- Kills Clostridioides difficile<sup>¥</sup> (C. diff) spores
- Kills Enterovirus EV-D68<sup>P</sup> [in 5 min[utes]]
- Kills Extended Spectrum Beta Lactamase producing Escherichia coli [(ESBL producing E. coli)] [in 5 min[utes]] -or- Kills ESBL producing E. coli<sup>20</sup> [in 5 min[utes]]
- Kills Feline Parvovirus<sup>P</sup> [in 10 min[utes]]
- Kills Germs<sup>[§§]</sup> and Removes Odors]
- Kills Germs, Annihilates -and/or- Eliminates Messes
- Kills **insert organism(s) from List 1A or 1B** [in your laundry] **Must be used with correct corresponding dilution in Directions For Use**
- Kills harmful germs
- Kills **insert organism(s) from List 2A or List 2B, with correct corresponding dilution in Directions For Use with a 5 min[ute] contact time** [in 5 min[utes]] -or- **insert organism(s) from List 2C, with correct corresponding dilution in Directions For Use with a 10 min[ute] contact time** [in 10 min[utes]]
- Kills **insert organism(s) from List 3** [in 2 min[utes]]
- Kill mold and mildew on **Insert Hard non-porous use surfaces!**
- Kills mold -and/or- mildew on **Insert Outdoor use surfaces from List 5A** inside and outside the -or- your home<sup>P</sup>
- Kills Mycobacterium bovis [TB] [in 10 min[utes]]
- Kills **insert organisms from lists 2C & 2D** [in 10 min[utes]]
- Kills **insert organisms from list 5D** [in 10 min[utes]]
- Kills Methicillin resistant Staph<sup>17</sup> [(MRSA)] [in 5 min[utes]]
- Kills Mycobacterium bovis [(BCG)], [(TB)] [(Tuberculosis)]
- Kills -or- Destroys mold and mildew [in X min[utes]]. **X is either 5 minutes for 3/4 cups of product in 1 gallon of water dilution, or 10 minutes for 3/4 cups of product in 3/4 gallon of water dilution**
- Kills -or- removes mold [and mildew]
- Kills Pseudomonas aeruginosa [in 5 min[utes]]
- Kills SARS-CoV-2 -or- Covid-19 virus<sup>✧</sup>, RSV<sup>37</sup>, Strep<sup>7</sup> & E.coli<sup>16</sup>
- Kills Staph<sup>15</sup> -and/or- E. Coli<sup>16</sup> -and/or- MRSA<sup>17</sup> -and/or- Salmonella<sup>18</sup> -and/or- Strep<sup>2</sup> -and/or- Kleb<sup>19</sup>
- Kills mold [in X min[utes]]. **X is either 5 minutes for 3/4 cups of product in 1 gallon of water dilution, or 10 minutes for 3/4 cups of product in 3/4 gallon of water dilution**
- Kills [the] bacteria your detergent cannot<sup>9</sup> -or- doesn't<sup>9</sup> -or- can't<sup>9</sup> -or- leaves behind<sup>9</sup>
- Kills [the] germs your detergent cannot<sup>9</sup> -or- doesn't<sup>9</sup> -or- can't<sup>9</sup> -or- leaves behind<sup>9</sup>
- Kills viruses<sup>‡</sup>, disinfects[, &] [and] deodorizes
- Kills viruses that [can] cause colds and the flu such as Rhinovirus and Influenza A virus
- Knock out household allergens
- [Makes] 90 -or- 3 x 30 gallons of disinfecting solution
- [Makes] 3x -or- 60 more gallons of disinfecting solution<sup>38</sup> **claim will only be used to compare 3x121 fl oz case pack with 121 fl oz Clorox® Regular Bleach<sub>2</sub>**



- [Makes] 200% more gallons of disinfecting solution<sup>38</sup> **claim will only be used to compare 3x121 fl oz case pack with 121 fl oz Clorox® Regular Bleach<sub>2</sub>**
- Mildewcide
- Mildewcidal
- One and done cleaning and disinfecting<sup>26</sup> product
- One stop shop for cleaning and disinfecting<sup>26</sup>
- Pseudomonacidal<sup>5</sup>
- Reduces exposure to Clostridioides difficile<sup>¥</sup> [(C. diff)] -or- C. difficile<sup>¥</sup> -or- C. diff<sup>¥</sup> from treated surfaces **institutional use only**
- Reduces exposure to Methicillin resistant Staphylococcus aureus [(MRSA)] from treated surfaces **institutional use only**
- [Removing] [Killing] [Fighting] [Eliminating] [99.9% of] germs<sup>[\$\$]</sup> -and/or- bacteria -and/or- viruses<sup>‡</sup> [since 1913] [for [more than] 100 years] **99.9% of" is required when "eliminating" is in the claim.**
- Remove[s] bacteria from your children's hard, nonporous toys
- Removes stains and mildew
- Sanitizer
- Sanitizes [and removes stains]
- Sanitizes [every load] [of your] laundry
- Sanitizes garbage -or- trash cans
- Sanitizes hard, nonporous [food contact] surfaces against **insert organism(s) from List 3**
- Sanitizes hard, nonporous [non-food contact] surfaces against **insert organism(s) from List 4**
- Sanitizes laundry against **insert organism(s) from List 1A or 1B. Must be used with correct corresponding dilution in Directions For Use**
- Sanitizes your baby's -or- workout clothes -or- laundry -or- **insert soft surfaces from list 5B**
- Sanitize your home -and/or- kitchen -and/or- bathroom -and/or- garage -and/or- sink -and/or- tub -and/or- toilet exterior **use instructions will be included for all use site(s) selected**
- Sanitizes hard, nonporous surfaces against **insert organism(s) from List 4**
- Sanitizes hard, nonporous food contact surfaces against **insert organism(s) from List 3**
- Sanitizes [your] laundry and disinfects [your] home
- Sanitizing
- Scrub-free disinfection
- Streptocidal<sup>2</sup>
- Staphylocidal<sup>3</sup>
- To Kill -or- Kills Staph<sup>15</sup> [Staphylococcus aureus] -and/or- Salmonella<sup>18</sup> [Salmonella enterica] -and/or- Pseudomonas aeruginosa -and/or- Cold & Flu Viruses (Rhinovirus type 37 & Influenza A virus) -and/or- Trichophyton interdigitale [(Athlete's Foot Fungus)]<sup>P</sup> **Text in parentheses must be included; only brackets indicate optional text.**
- The only cleaner or disinfectant you -or- your home needs
- The only product you need to clean and disinfect<sup>[26]</sup> your entire home<sup>P</sup>
- The solution for your business's disinfecting -and/or- cleaning<sup>[26]</sup> needs
- [This holiday season,] don't forget to disinfect -and/or- clean<sup>[26]</sup> your **insert surface(s) from List 5A** -and/or- **insert surface material(s) from List 8** [with a solution of bleach]
- [This holiday season,] don't forget to sanitize -and/or- clean your **insert surface(s) from Lists 5A** -and/or- **5B** -and/or- **insert surface material(s) from List 8** -and/or- **6** [with a solution of bleach]
- [**This Product**] was tested using the AOAC Use-Dilution test efficacy standards [for hospital disinfectants].
- [**This Product**] Removes the dirt -and/or- stains you see and the germs<sup>[\$\$]</sup> you don't see
- [**This Product.**] Useful in so many ways: Disinfect [pet] toys -and/or- Sanitize baby bottles -and/or- sippy cups -and/or- plastic cutting boards -and/or- travel mugs -and/or- pet bowls
- [**This Product**] Whiten[s]. -and/or- Remove[s] Stains. -and/or- Clean[s]<sup>[26]</sup>. -and/or- Disinfect[s].  
Use 1/2 cup bleach in 1 gal[lon] of water to kill [99.9% of ] these [common -and/or- household] germs: **Insert organism(s) from List 2A** -or- Use 1/3 cup bleach in 1 gal[lon] of water to kill [99.9% of ] these [common -and/or- household] germs: **Insert organism(s) from List 2C**
- Use 1/2 cup bleach in 3/4 gal[lon] of water to kill [99.9% of] these [additional] viruses & bacteria: **Insert organism(s) from list 2B**
- Use to clean mold off hard surfaces [like **insert Use Surfaces from List 5A**]
- Virucidal<sup>‡</sup> -or- Virucide<sup>‡</sup>
- Whitening -and/or- cleaning<sup>[26]</sup> -and/or- disinfecting made easy
- Whitens, Deodorizes, and Disinfects



### ***Emerging Viral Pathogen Claims***

***Allowable and subject to the terms described in Agency guidance dated August 19, 2016, "Guidance to Registrants: Process for Making Claims Against Emerging Viral Pathogens not on EPA-Registered Disinfectant Labels."***

This product qualifies for emerging pathogen claims against:

- Enveloped viruses
- Large non-enveloped viruses
- Small non-enveloped viruses

<i>For an emerging viral pathogen that is a/an..</i>	<i>..follow the directions for use for the following organisms on the label:</i>
Enveloped virus	Canine Parvovirus Feline Parvovirus [(Feline panleukopenia virus)]
Large, non-enveloped virus	Canine Parvovirus Feline Parvovirus [(Feline panleukopenia virus)]
Small, non-enveloped virus	Canine Parvovirus Feline Parvovirus [(Feline panleukopenia virus)]

***This product*** has demonstrated effectiveness against viruses similar to ***insert name of emerging virus*** on hard, nonporous surfaces. Therefore, ***this product*** can be used against ***insert name of emerging virus*** when used in accordance with the directions for use against ***insert name of supporting virus(es)*** on hard, nonporous surfaces. Refer to the CDC -or- OIE website at ***insert pathogen-specific website address*** for additional information.

***Insert name of illness/outbreak*** is caused by ***insert name of emerging virus***. ***This product*** kills similar viruses and therefore can be used against ***insert name of emerging virus*** when used in accordance with the directions for use against ***insert name of supporting virus(es)*** on hard, nonporous surfaces. Refer to the CDC -or- OIE website at ***insert pathogen-specific website address*** for additional information.

### ***Non-living Allergen Claims***

- Breaks down dust mite matter and pet dander
- Denatures allergens<sup>13</sup> hidden in fabric fibers
- Neutralizes allergens<sup>13</sup> hidden in fabric fibers
- Removes 99% of [common] [non-living] [household] allergens<sup>13</sup>
- Scientifically proven to remove common non-living household allergens<sup>13</sup> on hard surfaces around the home
- Wipes away 99% of [common] [non-living] [household] allergens<sup>13</sup>

## General/Cleaning/Stain Removal/Deodorizing Claims

- 1/2 cup = 1 load
- 1/2 cup - concentrated
- 2 in 1 solution for cleaning and laundry
- 2-in-1 laundry and cleaning
- 2 -or- 3 value size bottles
- 2 -or- Twin pack
- [3-in-1 clean] [3x clean]: Cleans, whitens and removes stains
- 3x filtered for the purest bleach
- 3x -or- 60 more [laundry] loads<sup>39, 40</sup> **claim will only be used to compare 3x121 fl oz case pack with 121 fl oz Clorox® Regular Bleach<sub>2</sub>**
- 3x -or- 90 more [laundry -and/or- sanitization] loads<sup>39, 40</sup> **claim will only be used to compare 3x121 fl oz case pack with 121 fl oz Clorox® Regular Bleach<sub>2</sub>**
- 3x more fl[uid] ounces -or- oz<sup>38</sup> **claim will only be used to compare 3x121 fl oz case pack with 121 fl oz Clorox® Regular Bleach<sub>2</sub>**
- 10x deep cleaning benefits<sup>f</sup>
- 100s -or- hundreds of [different] uses [around the home]
- 90 [laundry] loads **based on 1/2 cup laundry dose with the 3x121 club pack**
- [100 year] Anniversary -and/or- vintage [edition]
- 135 [laundry] [sanitization] loads<sup>39</sup>
- 200% more [laundry] loads<sup>39, 40</sup> **claim will only be used to compare 3x121 fl oz case pack with 121 fl oz Clorox® Regular Bleach<sub>2</sub>**
- 200% more [laundry -and/or- sanitization] loads<sup>39, 40</sup> **claim will only be used to compare 3x121 fl oz case pack with 121 fl oz Clorox® Regular Bleach<sub>2</sub>**
- 200% more fl[uid] ounces -or- oz<sup>38</sup> **claim will only be used to compare 3x121 fl oz case pack with 121 fl oz Clorox® Regular Bleach<sub>2</sub>**
- 242 fl[uid] ounces -or- oz more<sup>38</sup>
- 363 fl[uid] ounces -or- oz
- [**X**-day] -or- [multi-day] stain protection<sup>[12]</sup>
- **X**% more whitening [ingredients]<sup>8</sup> -or- \*\*
- A classic -or- essential cleaner -or- cleaning product
- All purpose [, everyday household ] cleaner
- [A][N] [EXCLUSIVE -and/or- PATENTED] Spot-free -and/or- Streak-free [clean -or- shine]
- [A][N] [EXCLUSIVE -and/or- PATENTED] Streak-free -and/or- Spot-free results
- [A full week] -or [days] of stain protection<sup>[12]</sup>
- [Active] stain -and/or- odor protection<sup>12</sup>
- Add **This Product** to your detergent and get more pristine whites
- [Advanced formula for] cleaning confidence
- Advanced -or- patented whitening -and/or- strain[-]removing technology
- Advanced -or- Proprietary whitening technology
- Advanced whitening<sup>[8</sup> -or- \*\*]
- All-in-one laundry -and/or- household cleaner
- All-in-one cleaning and laundry solution
- All you need is half -or- 1/2 [of] [a] cup for your laundry needs!
- Anti-Allergen (non-living)
- Beats Other Bleaches in Removing Tough Stains<sup>[8]</sup>
- Best whitening, guaranteed [1-800-292-2200] -or- our best bleach ever
- Bleach Works
- Bleaches Out Tough Stains
- Blocks -or- Prevents -or- Seals surfaces against stains caused by -or- from mold, -and/or- soap scum, -and/or- mildew
- Blocks -or- Prevents stains caused by mold -and/or- mildew -and/or- soap scum from sticking to surfaces
- Boosts Cold Water Cleaning -or- Washing Power
- Boost Laundry Cleaning Power
- Boosts the performance of your H[igh] E[fficiency] machine
- Brighten[s] Laundry [Whites]
- Brightens whites
- Brighter whites **X**x longer **X is a number from 1 to 10**
- Bring the cleaning power of bleach outdoors or to your outdoor space -and/or- patio -and/or- deck -and/or- yard<sup>P</sup>
- Clean-Extend formula<sup>[12]</sup>
- Clean laundry begins with a clean machine
- Clean-Less-Often formula<sup>[12]</sup>
- Clean more in less time<sup>[12]</sup>
- Clean Pour
- Clean[-]Up In No -or-Less Time
- Cleaning 100s of surfaces for decades
- [Cleans and] protects surfaces<sup>[12, 24]</sup>
- Cleans floors, doors, laundry and more
- Cleans laundry, bathrooms, kitchens, and outdoor patios
- Cleans -and/or- Deodorizes [Around The House]
- Cleans [Deodorizes,] [and][,] Whitens [and][,] [Brightens] [and Works in Cold Water]<sup>[!]</sup>
- Cleans kitchen, bath, and beyond
- Clean[s] White[s]
- Cleans your [H[igh] E[fficiency]] washing machine
- Cleanses -and/or- whitens [the clothes]
- Clothes last **X**% longer vs. detergent alone. **X is a number from 1 to 100**
- Cleaning booster [even] in -or- on cold water washing
- Coats surfaces for easy cleaning
- Cold Water Booster
- Collectible -or- collector's edition [bottle -or- label]
- Commercial -and/or- Institutional Use
- [Compatible] For Use In H[igh] E[fficiency] [Washing] Machines
- Complete cleaning -and/or- whitening formula
- Complete coverage, total clean
- Concentrated [cleaning power]
- Concentrated formula -or- whitening power
- Concentrated formula
- Concentrated power to clean -and/or- whiten
- Concentrated **This Product**
- [[Concentrated] **This Product**] gives you the whitest whites in -or- on your energy efficient, cold water loads -or- setting
- [Concentrated **This Product** is] great for cleaning!
- Concentrated whitening -and/or- cleaning formula -or- power
- Concentrated whitening power [in every drop -or- per washload] [in [an] HE washer[s] -or- machine[s]]
- [Covers and ] cleans every inch<sup>P</sup>
- Covers & cleans - everywhere<sup>P</sup>
- Covers more [, -or- to] clean[s] easier<sup>[12]</sup>
- Covers surfaces evenly to clean easier<sup>[12]</sup>
- Deep clean
- Deep cleans for less cleaning
- Deep powerful cleaning [action]

- Delivers great results in cold water [so that you don't need to wash in warm water, saving you money every year]
- Delivers great results when you use with your machine's cold water setting
- Deodorizer
- Deodorize[s]
- Deodorizing
- [Destroys -or Shields against] [common] surface destroyers<sup>[12]</sup>
- Detergent alone is not enough [to get out your toughest stains]
- Do it all cleaner
- Doesn't need the extra energy it takes to make the water hot
- Don't forget to run an H[igh] E[fficiency] maintenance cycle with **This Product!**
- Don't just whiten your clothes, protect them from stains
- Dual action cleaning and whitening formula
- Easily cleans everyday tough messes
- Easily wipe away [tough] stains -and/or- soils
- Easy way to get whiter whites
- Easy to handle -and/or- use -and/or- carry -and/or- pour -and/or- store -and/or- control
- Easier way to get whiter whites<sup>[8 -or- \*\*]</sup>
- Eliminates -or- fights odors
- Eliminates -or- Removes Odors
- [EXCLUSIVE -and/or- PATENTED] Clean rinse technology -or- whitening formula
- Expand the reach of your clean
- Extends the life of your clean<sup>[12]</sup>
- Extends time between deep cleans<sup>[12]</sup>
- Faster cleanup<sup>[12]</sup>
- Faster-Cleanup Formula<sup>[12]</sup>
- Fiber odor protection at the core
- Fights dinginess better than ever [before]
- For all of your cleaning jobs
- For easy cleaning and odor-free laundry
- For indoor and outdoor jobs<sup>P</sup>
- For Standard and H[igh] E[fficiency] machines
- For Cold Washing
- For A Clean[er], Fresh[er] Household [& -or- and] Laundry
- For [HE] [Front loading] Washing Machines
- [For] [stain-proof -or- stain-resistant] surfaces<sup>[12]</sup>
- For odor-free laundry
- For smart surfaces that repel stains
- For [Use in] Standard -and/or- Top Load -and/or- HE -and/or- Front Load [Washing] Machines
- **For Use In:** -or- This product can be used on hard, nonporous surfaces in **insert site(s) from List 7**
- Formula creates a protective shield against stains
- Formulated for baby's white clothes
- Formulated for fiber odor protection
- Formulated for versatility
- Formulated to block surface stains<sup>[12]</sup>
- [Free[!]] Measuring Cup[!]
- Free of dyes and perfumes -or- Dye [and perfume][-]free
- Freshens
- Gets Even Your Dirtiest Clothes White
- Great For Cold Water [Cleaning]
- Get whitening -or- stain removal with ease
- Get[s] whites their whitest
- Gives surfaces that like-new look
- Gives you a far-reaching clean
- Gives you the [cleanest] [whitest] whites in standard and H[igh] E[fficiency] machines
- Gives your clean long life<sup>[12]</sup>
- Goes Where Clean Has Never Gone Before<sup>[12]</sup>
- [Great around the home <sup>P</sup>!] [For cleaning and laundry!]
- [Great] for [the] school[s] -and/or- classroom[s] -and/or- work -and/or- [the] office
- Great for use around the home<sup>P</sup> -and/or- workplace -and/or- laundry room
- [Great -or- Perfect -or- Effective] for cleaning up after your pets -or- dog[s] -or- cat[s] -or- puppy -or- kitten
- Great Value
- Guards against stains<sup>[12]</sup>
- [Helps] remove **X%** of everyday stains
- Helps surfaces resist stains<sup>[12]</sup>
- Helps to maintain your HE machine
- Helps your detergent clean harder<sup>[\*\*]</sup> -or- better<sup>[\*\*]</sup>
- Improved -or- better -or- enhanced whitening [formula]<sup>[8 -or- \*\*]</sup>
- Improved -or- Better -or- Enhanced whitening power [in [a] standard machine[s] -or- washer[s]<sup>[8 -or- \*\*]</sup>
- In-wash booster
- **Insert number <=5 X** [protection for more -or- sparkling -or- brilliant -or- dazzling -or- vivid] clean<sup>21</sup>
- [It's] Clorox clean
- [Just as] gentle on bleachable fabrics [as before<sup>8</sup>]
- Keep a bottle of **This Product** in the kitchen -and/or- the bathroom -and/or- the laundry room -and/or- the garage
- Keep your whole house Clorox clean
- Keeps clothes looking **X%** newer<sup>\*\*</sup>. **X is a number from 1 to 100**
- Keeps clothes **X%** whiter and brighter<sup>[8 -or- \*\*]</sup>
- Keeps clothes brighter<sup>[8 -or- \*\*]</sup>
- Keeps clothes looking newer longer<sup>[8 -or- \*\*]</sup>
- Keeps clothes whiter and brighter<sup>[8 -or- \*\*]</sup>
- Keeps clothes whiter<sup>[8 -or- \*\*]</sup>
- Keeps clothes whiter longer [to save you money]<sup>[8 -or- \*\*]</sup>
- Keeps on repelling stains<sup>[12]</sup>
- Keeps on repelling stains for **X** days -or- **XX** weeks. **X is a number from 1 to 365, XX is a number from 1 to 52**
- Keeps stains from sticking [to surfaces]<sup>[12]</sup>
- Keeps surfaces looking [new -or- like new -or- their [sparkling] best]
- Keep surfaces looking their best for **X** days. **X is a number from 1 to 7**
- Keeps whites brighter longer<sup>[8 -or- \*\*]</sup>
- Keeps your whites beautiful
- [Lasting] protection from stains -and/or- soils -and/or- messes<sup>[12]</sup>
- Laundry looks -and/or- smells clean
- Limited time [offering]
- Liquid cleaning washing compound
- Locks out -or- repels stains -and/or- Mold Stains -and/or- Soap Scum<sup>[12]</sup>
- Locks out stains [to preserve surfaces]<sup>[12]</sup>
- Long lasting cleaning [power]
- Long lasting freshness
- [Long-lasting -or- Longer] stain -and/or- soil protection [for easier cleaning] <sup>[9] [12]</sup>
- [Long-lasting] stain protection [formula]<sup>[12]</sup>
- Long Live Clean!
- Made with [new] [innovative] processing technology

- Make windows -or- glass sparkle
- Make your yard -and/or- patio -and/or- deck as clean as the inside of your home<sup>P</sup>
- Makes Clean Go Further<sup>[12]</sup>
- Makes surfaces look -new -or- like new -or- their [sparkling] best
- Makes surfaces stain resistant -or- proof<sup>[12]</sup>
- Make[s] [your] clean live -or- last long<sup>[12]</sup>
- Makes [your] deep cleaning -or- clean last longer<sup>[12]</sup>
- Many uses for everyday -or- every day [of the year]
- Maximum cleaning effect -or- power
- [More] Clean up in less time<sup>[12]</sup>
- [More -or- Better] coverage, easier cleaning<sup>[12]</sup>
- [More -or- Better] coverage for a [better -or- easier] clean<sup>[12]</sup>
- More Value [Than Before]
- More whitening in every -or- per washload<sup>[8]</sup>
- More whitening power [in every drop -or- per washload] [in [an] HE machine[s] -or- washer[s]]<sup>[8]</sup>
- Multi-action cleaning power in every room
- Multi[-]room cleaning action
- New Look -or- Presentation
- No lime or acids in this solution
- No need to buy multiple cleaning products
- No splash formula
- No water spotting
- Not for individual resale
- One bottle cleans **X** square feet. **X is a number from 1 to 10000 that is determined by the size of the bottle**
- [One bottle,] hundreds -or- 100s of surfaces -or- cleaning jobs -or- uses
- Only [half] -or- [1/2] a cup for your laundry whitening needs!
- Over a century of cleaning expertise
- Over 200 fl[uid] ounces -or- oz more<sup>38</sup>
- Patented dual whitening technology
- Patented dual whitening and stain removing technology
- Patented technology for whitest whites
- Patented Stain fighting technology
- Patented stain shield technology
- Patented Surface protecting technology<sup>45</sup>
- Penetrates -and/or- Removes -and/or- Repels [tough] stains -and/or- odors<sup>12</sup>
- Penetrates -and/or- Removes -and/or- Repels [tough] stains [for whiter whites]<sup>12</sup>
- Powerful Cleaning Action
- Prevents stains before they happen<sup>[12]</sup>
- Prevent stains for a longer lasting clean<sup>[12]</sup>
- Prevents stains for a smarter clean<sup>[12]</sup>
- Prevents stains [with every use]<sup>[12]</sup>
- [[Proprietary Whitening Technology] [=] [for]] Whitest Whites
- [Proprietary Whitening Technology [=] ] Guaranteed best whitening [1-800-292-2200]
- [Proprietary Whitening Technology] keeps whites their whitest [over time] [, Guaranteed] [1-800-292-2200]
- Protective finish repels -or- locks out [future] stains -and/or- soils -and/or- messes<sup>[12]</sup>
- Protective shield to prevent stains<sup>[12]</sup>
- Protects against stains -and/or- soils<sup>[12]</sup>
- Protects against stains for [a full week] -or- [days]<sup>[12]</sup>
- Protects against stains for a long [, long] time<sup>[12]</sup>
- Protects against stains [for] a long time [for cleanup in no time]<sup>[12]</sup>
- Protects against [the 5 most] [common] surface destroyers [†††], <sup>[12, 24]</sup>
- Protects against today's stains & tomorrow's<sup>[12]</sup>
- Protects -or- Shields [your] surfaces from -or- against grimy buildup<sup>[12]</sup>
- [Protects surfaces<sup>[24]</sup>] keeps out -or- knocks down grimy build-up<sup>[12]</sup>
- Protects surfaces<sup>[24]</sup> [, stands up to stains] -or- [, locks out stains]<sup>[12]</sup>
- Protects surfaces<sup>[24]</sup> from future [soap scum -and/or- mold -and/or- mildew] stains<sup>[12]</sup>
- Protects surfaces from grimy buildup
- Protect[s] your surfaces<sup>[24]</sup> [superbly]<sup>[12]</sup>
- Proudly Made in The USA -or- North America-and/or- The United States
- Reduces-or- Reduced water spotting<sup>8</sup>
- Removes **X** day set- in stains. **X is a number from 1 to 365**
- Removes stains without scrubbing
- Removes tough stains for whitest whites
- Repels -or- keeps stains from forming<sup>[12]</sup>
- Repels -or- stops stains before they form<sup>[12]</sup>
- Repels stains for up to **X** days<sup>[12]</sup> **X is a number from 1 to 365**
- Repels stains for up to **X** days<sup>[12]</sup> -or- **XX** weeks<sup>[12]</sup> **X is a number from 1 to 365, XX is a number from 1 to 52**
- Repels the most common surface destroyers
- Quicker Clean-Up Formula<sup>[12]</sup>
- Regularly using **This Product** can save you money by helping your clothes last longer from removing stains that would have caused you to discard them
- Removes **X** day old laundry stains
- Removes **X**% more stains<sup>\*\*\*</sup>
- [Removes and] prevents stains for a smarter clean<sup>[12]</sup>
- Removes and repels stains -and/or- soils<sup>[12]</sup>
- Removes common Non-living household Allergens<sup>13</sup>
- Remove[s] dirt
- Removes mold -and/or- mildew stains
- Removes more stains<sup>[8]</sup> -or- **\*\***]
- Removes more stains than other bleaches
- Removes mold stains and mildew stains
- Removes old set-in stains
- Removes stains [and protects surfaces<sup>[12, 24]</sup>] [against future stains]<sup>[12]</sup>
- Removes stains without scrubbing
- Removes stains without soaking
- Removes today's stains, protects against tomorrow's<sup>[12]</sup>
- Removes [tough -and/or- hard surface] stains other bleaches [leave behind -or- can't]<sup>[8]</sup>
- Removes [Tough] Stains [better than detergent alone] [and whitens whites]
- Removes Tough Stains Better Than Other Bleaches<sup>[8]</sup>
- Removes [tough] stains to get [your] whitest whites
- Remove[s] what detergent can -or- may leave behind
- Renews whites
- Repels [grease -and/or- grime]<sup>[12]</sup>
- Repels -or- Drives away -or- deflects -or- blocks -or- locks out] stains <sup>[12]</sup>
- Repels [nasty] surface attackers -or- destroyers<sup>[12, 24]</sup>



- Repels -or- blocks future stains<sup>[12]</sup>
- Repels stains and cleans up pains<sup>[12]</sup>
- Repels stains -and/or soils [with every use]<sup>[12]</sup>
- Repels [tough] stains [with ongoing -or- repeated use]<sup>[12]</sup>
- Repels [the 5 most] [common] surface destroyers<sup>[12]</sup>
- Restore your deck, patio, outdoor furniture, siding to look brand new!
- Revives -and/or- renews dingy whites
- Rids -or- Gets Rid of hard to remove stains [better than detergent alone]
- Rids -or- removes the buildup in [H[igh] E[fficiency]] machines
- Safe to -or- for use on **insert surface material(s) from List 8**
- [Same cleaning power,] 20% less active [ingredient]<sup>44</sup>
- [Same cleaning power,] 20% less sodium hypochlorite<sup>44</sup>
- Sanitize 135 [laundry] loads<sup>39</sup>
- Satisfaction Guaranteed [1-800-292-2200]
- Save XX%<sup>38</sup>
- Save [up to] \$XX<sup>38</sup>
- Scrub-Less Formula<sup>[12]</sup>
- Seal[s] in protection [to [help] prevent stains] -or- [[helps] keep[s] stains out] -or- [[helps] prevent[s] stains]<sup>[12]</sup>
- Seals surfaces [against stains -or- to lock out stains -and/or- messes]<sup>[12]</sup>
- Seals surfaces for easy cleaning<sup>[12]</sup>
- Seals surfaces to keep stains away<sup>[12]</sup>
- Simplify your cleaning routine with 1 bottle
- Seals surfaces, stains wash away<sup>[12]</sup>
- Smart Surfaces for Easier Cleaning<sup>[12]</sup>
- Sparkling White[s]
- Specially formulated for maximum stability
- [Specially formulated] [so you] [only] use 1/2 cup [for laundry [use] -or- [for whitest whites]]<sup>8</sup>
- Speed-Clean Formula<sup>[12]</sup>
- Superb Surface Protection<sup>[12,24]</sup>
- Stain dissolving technology -or- dissolves stains
- Stain fighting that lasts beyond washing
- Stain guard [formula]<sup>[12]</sup>
- [Stain-Proof -or- Stain-Resistant] formula<sup>[12]</sup>
- Stain protection that lasts [and lasts]<sup>[12]</sup>
- Stain-removing power
- Stain seal<sup>[12]</sup>
- Stains no longer stick<sup>[12]</sup>
- Superior cleaning technology<sup>41</sup> to repel and prevent stains<sup>[12]</sup>
- Surfaces stay clean longer<sup>[12]</sup>
- The bleach brand used by 30 -or- thirty million moms [for 4 [four] generations] [for [over] 100 -or- one hundred years] [since 1913]
- The concentrated cleaning power still gets whites their whitest
- The confidence of a Clorox clean
- [The] cleaning -and/or- whitening power you want [when you need it]
- [The] household essential
- The Original [All -or- Multi Purpose] Cleaner
- [The] smart[er] way to clean -or- do laundry
- The stain remover for whites
- The white line is the Clorox line
- [**This Product**,] a clean you can smell
- [**This Product**,] an essential household item
- [**This product** [C] can be used with septic and waste water treatment systems [when used as directed.]
- [**This Product**] doesn't need hot water to work
- [**This Product**,] essential for your disaster preparedness box -or-

checklist

- **This Product** Gets Even Your Dirtiest Clothes White
- [**This Product**] gives you tough stain removal and easy whitening
- [**This Product**] gives you whitening with ease -or- pouring with ease -or- controlled whitening -or- whitening without effort
- [**This Product**] has [an] advanced cleaning -and/or- whitening technology -or- formula -or- ingredients [that is not available in detergent]
- [**This product** is] concentrated for tough stain removal and is easy to pour
- [**This Product** is] concentrated with a high performance -or- precision formula [in [an] HE washer[s] -or- machine[s]]
- [**This product** is] [O]kay to use with septic and waste water treatment systems [when used as directed.]
- [**This Product**,] keep a bottle in the kitchen -and/or- bathroom -and/or- laundry room -and/or- garage
- [**This Product**] lets you use cold water which requires no extra energy
- [**This Product**] makes cleaning easy
- [**This Product** has] concentrated whitening power [in an easy-to-handle bottle]
- [**This Product**,] useful in so many ways
- [**This product**] will not cause damage to -or- is safe for septic and waste water systems [when used as directed.]
- **This Product** whitens better than ever before [in [an] HE machine[s] or washer[s]]<sup>[8]</sup>
- Throwback -or- retro [bottle -or- label -or- package]
- Tough stain fighting power
- Uncommon protection against [the 5 most] common surface destroyers <sup>[12, 24]</sup>
- Use **This Product** and save money—it cleans your clothes and your [H[igh] E[fficiency]] laundry machine at the same time
- Use **This Product** and see the difference [in -or- on your clothes -or- whites -or- stains]<sup>[8 -or- \*\*]</sup>
- Use **This product** and see the difference [in -or- on your clothes -or- whites -or- stains] [in [an] HE washer[s] -or- machine[s]]<sup>[8 -or- \*\*]</sup>
- Use **This Product** for a clean made easy
- Use **This Product** for a Clorox clean
- Use **This Product** for whitest whites
- Use **This Product** -or- Clorox Bleach for pristine whites
- Use **This Product** regularly to help prevent stains from building up -or- getting worse
- [Use] **This Product** [to] [effectively] remove[s] juice -and/or- berry -or- berries -and/or- ketchup -and/or- mud -and/or- dirt -and/or- grass -and/or- coffee -and/or- red wine -and/or- spaghetti -and/or- mustard -and/or- tea stains!
- Using **This Product** with the leading detergent [whitens] -or- [cleans] better in cold water than just using the leading detergent alone in warm water
- [Value] [Size] [2 -or- 3 -or- 4] Pack
- [Versatile] Multi-purpose cleaner
- [Visit -or- Check [out] our website at] [www.clorox.com](http://www.clorox.com) [for more information] [on Clorox®]
- Washing Machine Cleaner
- [Week-Long] -or- [multi-day] Stain Protection<sup>[12]</sup>
- White [Brite -or- Bright]
- Whites stay brighter for longer<sup>22</sup>
- Whitens and brightens
- Whitens -and/or- removes stains even on cold water [washing]
- Whitens better than detergent alone [and is easy to pour]
- Whitens [Bleachable Fabrics]
- Whitens [whites] [and removes stains]

- Whitens whites by removing [tough] stains
- Whitest Whites
- Whitest Whites [Technology]
- [With] ACTEON™ -and/or- ACTIVE PEC™ -and/or- ADVANCED CLEAN POLYMERS™ -and/or- ADVANCED PROTECTION POLYMERS™ -and/or- BRILLIUM™ -and/or- CLOROMAX™ -and/or- DUALACTION POLYMERS™ -and/or- FACTOR 3™ -and/or- MIRACEL™ -and/or- MIRATEC™ -and/or- OPTISHIELD™ -and/or- POLYFEND™ -and/or- PROGARD™ -and/or- PROLON™ -and/or- VIBREN™ [[a] patented Clorox [Bleach] ingredient[s] -or- formula -or- technology -or- compound -or- complex -or- effect -or- [ingredient] blend -or- [ingredient] system -or- [ingredient] mixture
- With [hard surface] Stain [Repeller -or- Repellant]<sup>[12]</sup>
- [With] patented whitening [formula -or- technology]
- With stain-away sealer<sup>[12]</sup>
- With stain rejector<sup>[12]</sup>
- With stain sentry<sup>[12]</sup>
- With surface sealer<sup>[12]</sup>
- Works better with detergents for long-term whitening<sup>8</sup>
- Works [Even] In Cold Water!
- Works in your maintenance cycle [too]
- Works on **X%** of everyday stains
- Works with your detergent for brighter whites

### ***Packaging Claims***

- Bottle designed to pour bleach easily
- Bottle [designed to] improve[s] [your] bleach experience [in H[igh] E[fficiency] machines]
- [Bottle is] easy to pour in your [H[igh] E[fficiency]] machine
- Bottle is specially designed with your comfort -or- experience in mind
- Easy to use!
- Easy [-] to [-] handle [bottle]
- [Flip top] cap -or- closure [specially] designed for simple and secure closure -or- seal
- Lightweight bottle!
- Pour [**This Product**] with confidence
- Smooth flow goes straight into the machine -or- gets bleach where you want it
- Specially designed [bottle -and/or- closure] for an easy -and/or- accurate pour
- Specially designed [bottle -and/or- handle] to [help [you] get bleach where you want it [with confidence]
- Specially designed [bottle -or- closure] for a comfortable -and/or- controlled -and/or- balanced pour -and/or- experience
- Specially designed [bottle -or- closure] allows you to use bleach right
- Specially designed bottle -and/or- handle [helps] control[s] the flow of bleach
- Specially designed bottle -and/or- closure controls the pour
- Specially designed bottle -and/or- closure helps prevent splashing
- The **This Product** bottle even has a spot for your thumb!
- [The **This Product** bottle is] designed for comfortable pouring -and/or- handling
- [[The] **This Product** bottle is] designed for easy bleach dispensing
- [The **This Product** bottle is] designed to handle the strength of bleach
- [The **This Product** bottle is] designed to mold to -and/or- easily fit in your hand
- [This bottle] [is] [Designed to] Help[s] Prevent[s] spilling -and/or- splashing
- [**This Product** has a] technically advanced bottle developed for [smooth -and/or- nearly effortless] pouring
- [**This Product** was] designed with your comfort in mind
- [**This product**] [you can] pour with confidence
- [**This product's** new sleek design is] made for modern -or- today's [generation of] -or- H[igh] E[fficiency] washing machines
- Thumbprint for easy handling -and/or- pour[ing]
- [With] Easy [-] [to] [-] Grip [Handle][!]

### ***Cross-promotion Claims***

- For colors, use/try Clorox2 Stain Fighter & Color Booster. It removes the toughest [outdoor] stains better than detergent alone!
- Try Clorox2 Stain Fighter & Color Booster, a color-safe way to lose the stains, not the fun!
- Try Clorox2 Stain Fighter & Color Booster in your colored loads (it's bleach-free/ chlorine-free!). Lose the stains, not the fun!
- Try Clorox2 Stain Fighter & Color Booster. It's bleach-free/chlorine-free and safe on colors!
- Try Clorox2 Stain Fighter & Color Booster. Lose the stains, keep the colors, guaranteed. Learn more at Dare2BeColorful.com
- Try Clorox2 Stain Fighter & Color Booster. Removes stains and brightens colors! Learn more at www.clorox.com
- Try Clorox2® Stain Fighter & Color Booster to remove the toughest [outdoor] stains better than detergent alone.
- Try Clorox 2® Stain Remover & Color Booster
- Try Smart Seek™ Bleach for whites [and mostly whites].





# SERVICE BULLETINS

[For additional directions for use, including Service Bulletins, visit [www.clorox.com/bleachuse](http://www.clorox.com/bleachuse).]

**Only approved language from the most recently approved federal master label will be posted to the website.**

---

## CLB I (EPA Reg. No. 5813-114)

[REGISTERED AS *Insert Registered Alternate Brand Name*]

### FOR CONTROLLING THE SPREAD OF *PHYTOPHTHORA RAMORUM* [CAUSE OF SUDDEN OAK DEATH] IN FORESTS

It is a violation of Federal law to use this product in a manner inconsistent with its labeling. Labeling must be in possession of user at time of application. Read and follow label affixed to the container. Refer to container label for use precautions and further information.

When used as directed, this product is effective in controlling the spread of the invasive pathogen *Phytophthora ramorum* in forests. *P. ramorum* causes a fatal canker disease of several tree species and damages many other plant species.

Water is commonly drafted from streams and fire ponds within forested areas to use in dust abatement on forest roads, equipment cleaning and fire suppression. The use of infested water sources can spread *P. ramorum* to uninfested areas. Treating water prior to use helps control the spread of this pathogen.

**Directions for Use:** Add 1 gal[lon] of this product to 1,000 gal[lons] (~50 ppm available chlorine) of drafted water. Prepare the mixture at least 5 min[utes] prior to application for dust abatement, fire suppression, and cleaning vehicles and logging, road building, and maintenance equipment.

---

## CLB I (EPA Reg. No. 5813-114)

[REGISTERED AS *Insert Registered Alternate Brand Name*]

### FOR PORT ORFORD CEDAR ROOT DISEASE (*PHYTOPHTHORA LATERALIS*) TREATMENT USE

It is a violation of Federal law to use this product in a manner inconsistent with its labeling. Labeling must be in possession of user at time of application. Read and follow label affixed to the container. Refer to container label for use precautions and further information.

When used as directed, this product is effective in controlling the spread of the fatal fungus *Phytophthora lateralis* [Port Orford Cedar Root Disease] in areas of California and Oregon where Port Orford Cedar (*Chamaecyparis lawsoniana*) grows.

Water is commonly drafted from streams and fire ponds within forested areas to use in dust abatement on forest roads, equipment cleaning and fire suppression. The water source can spread the root disease fungus to uninfested areas. Treating water prior to use helps control the spread of the fungus.

**Directions for Use:** Add 1 gal[lon] this product to 1,000 gal[lons] (~50 ppm available chlorine) of drafted water. Prepare the mixture at least 5 min[utes] prior to application for dust abatement, fire suppression and cleaning trucks, and logging, road building and maintenance equipment.

---

## CLB I (EPA Reg. No. 5813-114)

[REGISTERED AS *Insert Registered Alternate Brand Name*]

### FOR ENCLOSURES AND EQUIPMENT USED FOR AMPHIBIAN CARE:

#### SPECIAL INSTRUCTIONS FOR CONTROLLING THE SPREAD OF *BATRACHOCHYTRIUM DENDROBATIDIS* (CHYTRID FUNGUS, FUNGAL PATHOGEN OF AMPHIBIANS)

It is a violation of Federal law to use this product in a manner inconsistent with its labeling. Labeling must be in possession of user at time of application. Read and follow label affixed to the container. Refer to container label for use precautions and further information.

#### For Use on Hard, Nonporous Surfaces of Enclosures and Equipment:

Use protective gloves and ventilate area.

- (1) Remove amphibians from area to be treated.
- (2) Mix 1 part of this product to 4 parts water (approximately 1.2% sodium hypochlorite) (11,500 ppm).
- (3) Thoroughly clean and saturate surfaces for 5 min[utes].
- (4) Rinse thoroughly with water before placing amphibians in enclosures or in contact with equipment.

Note: All water used for cleaning enclosures and equipment must be treated with the bleach solution to avoid rinsing the Chytrid fungus down the drain or contaminating other surfaces.

**For Use on Hard, Nonporous Field Equipment:**

Any hard, nonporous equipment, that comes into contact with water must be treated with bleach to prevent the fungal pathogen from spreading to clean sites (see instructions above). Care must be taken to avoid environmental contamination when disinfecting in the field.

Note: All water used for cleaning equipment must be treated with the bleach solution to avoid spreading the Chytrid fungus.

---

**CLB I (EPA Reg. No. 5813-114)**  
**[REGISTERED AS *Insert Registered Alternate Brand Name*]**  
**BALLAST WATER TREATMENT FOR CONTROL OF HARMFUL**  
**NON-INDIGENOUS AQUATIC ORGANISMS**

It is a violation of Federal law to use this product in a manner inconsistent with its labeling. Labeling must be in possession of user at time of application. Read and follow label affixed to the container. Refer to container label for use precautions and further information.

Use this product to treat ballast water taken up into marine vessels for the purpose of controlling potentially harmful non-indigenous aquatic organisms. Apply product to the ballast water directly to the ballast water tank(s) or by means of piping system [such as the Glosten company ballast responder]. The treatment system shall be engaged during the application to ensure adequate mixing of the product within the ballast water tank. During application, the concentration must be monitored to ensure that the free available chlorine (FAC) level does not exceed 20 mg/L as measured by a device such as a total residual oxidant (TRO) monitor. The product may be reapplied to the ballast water following initial dose, provided continued FAC monitoring. The ballast water must be held for a minimum of eighteen hours without neutralizing to ensure effective control of organisms and pathogens. Prior to ballast water discharge from the marine vessel into receiving waters, sodium thiosulfate or sodium sulfite is to be applied as needed to reduce FAC levels below the concentration required by the authorities of the discharge location.

---

**CLB I (EPA Reg. No. 5813-114)**  
**[REGISTERED AS *Insert Registered Alternate Brand Name*]**  
**FOR CLOSED-LOOP LAUNDRY DISPENSING SYSTEMS**

It is a violation of Federal law to use this product in a manner inconsistent with its labeling. Labeling must be in possession of user at time of application. Read and follow label affixed to the container. Refer to container label for use precautions and further information.

**FOR USE WITH [*Insert Dispenser Name*] APPROVED DISPENSING SYSTEM. Installation and service should only be performed by a [*Company Name*]: Laundry Expert.**



**To Sanitize Laundry:** Add enough of this product to reach 160 ppm (parts per million) available chlorine. Use a detergent. Ensure contact with bleach [solution] for 10 min[utes]. This product used according to the laundry use directions is effective against *Staphylococcus aureus* [(Staph)], *Pseudomonas aeruginosa* [(Pseudomonas)], *Klebsiella pneumoniae*, and Methicillin Resistant *Staphylococcus aureus* [(MRSA)]. -or- Add enough of this product to reach 120 ppm (parts per million) available chlorine. Use a detergent. Ensure contact with bleach [solution] for 10 min[utes]. This product used according to the laundry use directions is effective against *Staphylococcus aureus*, and *Klebsiella pneumoniae*.

**[For use with 4 to 6 gallon buckets/containers as defined in the ASTM standard; see Child Hazard Drowning Pictogram text below:**

**NOTICE:** CHILDREN CAN FALL INTO BUCKET AND DROWN. KEEP CHILDREN AWAY FROM BUCKET WITH EVEN A SMALL AMOUNT OF WATER.]

---

**CLB I (EPA Reg. No. 5813-114)**  
**[REGISTERED AS *Insert Registered Alternate Brand Name*]**  
**FOR SANITIZING LAUNDRY**

It is a violation of Federal law to use this product in a manner inconsistent with its labeling. Labeling must be in possession of user at time of application. Read and follow label affixed to the container. Refer to container label for use precautions and further information.

To sanitize laundry, add enough of this product to reach 160 ppm (parts per million) available chlorine. -or- Use 2/3 cup of this product per standard washer, 1 cup for extra large washers or heavily soiled loads. Use a detergent. Ensure contact with bleach [solution] for 10 min[utes]. This product used according to these directions is effective against *Staphylococcus aureus* [(Staph)], *Klebsiella pneumoniae*, *Pseudomonas aeruginosa* [(Pseudomonas)], and Methicillin Resistant *Staphylococcus aureus* [(MRSA)].

---

**CLB I (EPA Reg. No. 5813-114)**  
**[REGISTERED AS *Insert Registered Alternate Brand Name*]**  
**FOR DISINFECTION OF FLOORS, WALLS, SHOWERS AND TOILETS**

It is a violation of Federal law to use this product in a manner inconsistent with its labeling. Labeling must be in possession of user at time of application. Read and follow label affixed to the container. Refer to container label for use precautions and further information.

**To disinfect floors, walls and showers:** For nonporous surfaces such as vinyl or ceramic glazed tile, clean surfaces to remove gross filth. Rinse surfaces thoroughly with a 1,800 ppm available chlorine solution. [Use the Dilution Table to make the desired dilution]. [Use chlorine test strips to quantify the available chlorine. If the available chlorine is less than desired, add a small amount of product slowly and carefully to the dilution and determine the available chlorine with a fresh chlorine test strip. Repeat these steps, as needed, until the desired concentration of chlorine is achieved.] Allow solution to remain on the surface for 5 min[utes]. Rinse. [Let air dry.]

-or-

For nonporous surfaces such as vinyl or ceramic glazed tile, clean surfaces to remove gross filth. Rinse surfaces thoroughly with a 1,200 ppm available chlorine solution. [Use the Dilution Table to make the desired dilution]. [Use chlorine test strips to quantify the available chlorine. If the available chlorine is less than desired, add a small amount of product slowly and carefully to the dilution and determine the available chlorine with a fresh chlorine test strip. Repeat these steps, as needed, until the desired concentration of chlorine is achieved.] Allow surface to remain visibly wet for [at least] 10 min[utes]. Rinse. [Let air dry.]

**To disinfect toilets:** Flush toilet. Pour 1/2 cup [of] bleach into bowl. Brush bowl [thoroughly], making sure to get under the rim. Allow surface to remain visibly wet for [at least] 5 min[utes] and flush again. -or- Flush toilet. Pour 1/3 cup [of] bleach into bowl. Brush bowl [thoroughly], making sure to get under the rim. Allow surface to remain visibly wet for [at least] 10 min[utes] then flush again.

---

**CLB I (EPA Reg. No. 5813-114)**  
**[REGISTERED AS *Insert Registered Alternate Brand Name*]**  
**DISINFECTING GUIDE**

It is a violation of Federal law to use this product in a manner inconsistent with its labeling. Labeling must be in possession of user at time of application. Read and follow label affixed to the container. Refer to container label for use precautions and further information.

This product-a germicide-is 6.05% sodium hypochlorite solution containing approximately 5.75% available chlorine by weight. In addition to being a highly effective liquid chlorine bleach for laundering and household disinfecting, it is widely used in sanitation of poultry and livestock houses and equipment, dairies, creameries, restaurants and taverns.

**IMPORTANT: Always thoroughly mix with water as directed before using.**

Do not allow undiluted product to come in contact with any fabric. (If it does, rinse out immediately with clear, cold water.)

Do not apply with natural sponge.

Do not use on non-stainless steel, aluminum, silver, or chipped enamel.

**If using 1/2 cup of product per 1 gal DFUs to disinfect organisms from list 2A:** If used on stainless steel [and other acceptable metals], allow surface to remain visibly wet for **5 min[utes]**, then rinse off thoroughly with clear water. If product remains on stainless steel -and/or- other acceptable metal surface for greater than 5 minutes, -or- otherwise, it may slightly discolor and eventually corrode the metal. **If using 1/3 cup of product per 1 gal DFUs to disinfect organisms from list 2C:** If used on stainless steel [and other acceptable metals], let solution stand for 10 min[utes], then rinse off thoroughly with clear water. If product remains on stainless steel -and/or- other acceptable metal surface for greater than 10 minutes, -or- otherwise, it may slightly discolor and eventually corrode the metal.

If a metal sprayer is used to apply the solution, rinse sprayer thoroughly after use with clear water, and then oil the plunger.

SEPTIC TANK OPERATION is not affected by regular home and farm use of this product.

**TABLE OF LIQUID MEASURES**

3 tsp	=	1 Tbsp	=	1/2 fl Ounce -or- oz	=	1/16 Cup
16 Tbsp	=	8 fl Ounces -or- oz	=	1 Cup	=	1/2 Pint

For directions on sanitizing and disinfecting specific surfaces, write:

**The Clorox Company**  
**Consumer Services Department**  
**1221 Broadway, Oakland, California 94612-1888**

**CLB I (EPA Reg. No. 5813-114)**  
**[REGISTERED AS *Insert Registered Alternate Brand Name*]**  
**FOR ASPHALT OR WOOD ROOFS AND SIDINGS**

It is a violation of Federal law to use this product in a manner inconsistent with its labeling. Labeling must be in possession of user at time of application. Read and follow label affixed to the container. Refer to container label for use precautions and further information.


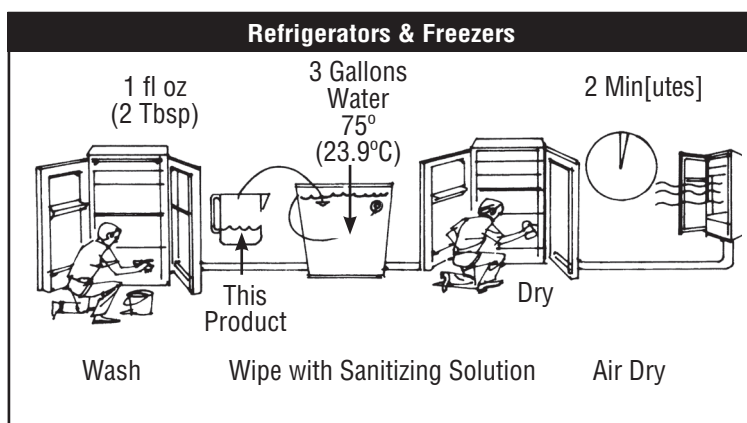
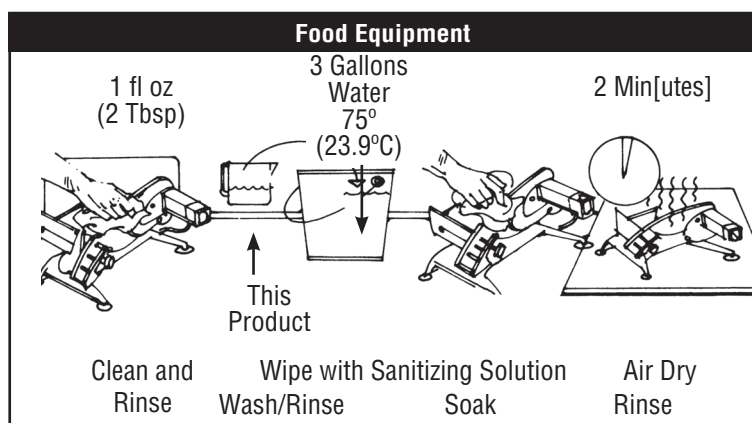
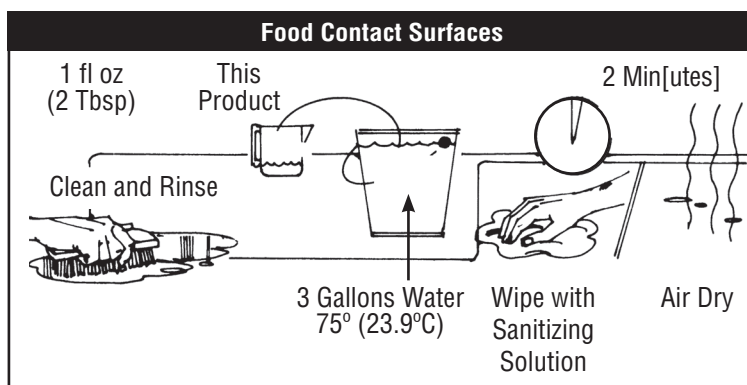
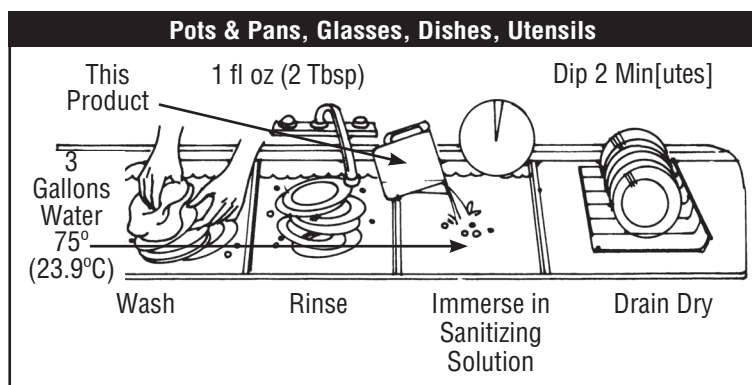
To control fungus and mildew, first remove all physical soil by brushing and hosing with clean water. Apply a 5,000 ppm available chlorine solution by brushing or spraying roof or siding. After 30 min[utes], rinse by hosing with clean water.

**CLB I (EPA Reg. No. 5813-114)**  
**[REGISTERED AS *Insert Registered Alternate Brand Name*]**  
**HOW TO SANITIZE AND DISINFECT WITH THIS PRODUCT**

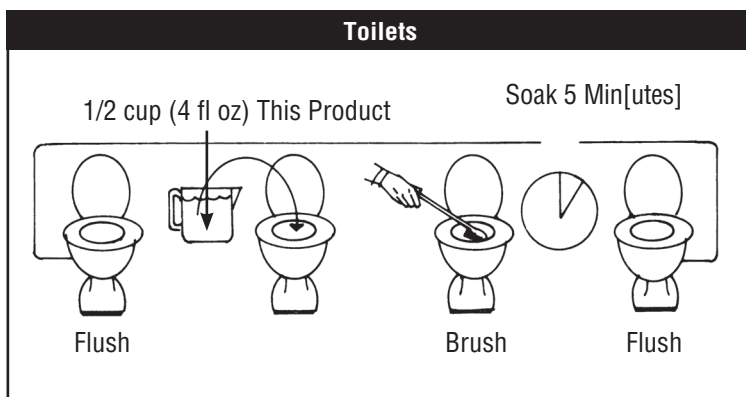
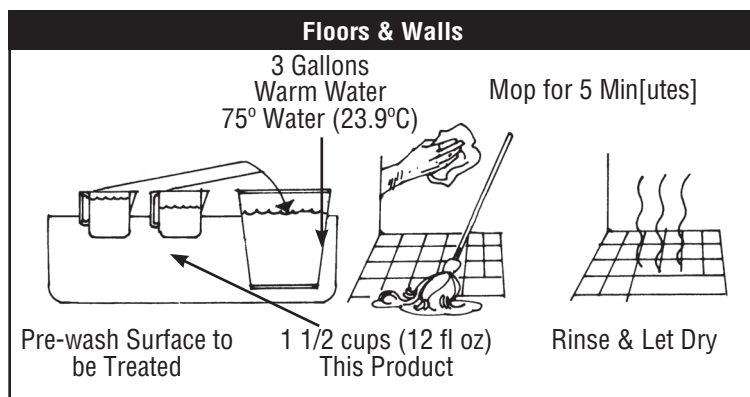
It is a violation of Federal law to use this product in a manner inconsistent with its labeling. Labeling must be in possession of user at time of application. Read and follow label affixed to the container. Refer to container label for use precautions and further information.

[This product is] An effective multi-purpose sanitizer/disinfectant. Soak -or- allow surface to remain visibly wet for [at least] 2 min[utes] in a solution of 2 teaspoons of this product in a gal[lon] of water is equivalent to 150 parts per million (ppm) available chlorine [(equivalent performance to 200 ppm [[test] standard]]). DO NOT use this product full strength for cleaning surfaces. Always dilute strictly in accordance with the directions. For prolonged use, wear gloves.

**TO SANITIZE**



## TO DISINFECT



**CLB I (EPA Reg. No. 5813-114)**  
**[REGISTERED AS *Insert Registered Alternate Brand Name*]**  
**IN SANITATION OF RESTAURANTS AND TAVERNS**

It is a violation of Federal law to use this product in a manner inconsistent with its labeling. Labeling must be in possession of user at time of application. Read and follow label affixed to the container. Refer to container label for use precautions and further information.

An unclean kitchen and contaminated food result in the hazards of contaminated surfaces. To help avoid this, it is important to keep all work surfaces, equipment and utensils hygienically clean. This product is a highly effective, economical and convenient germicide for this use in restaurants and taverns, as well as in the home.

**To sanitize food contact [work] surfaces (not utensils):** After each use, scrub thoroughly with hot suds; rinse with clear, cold water. Then prepare a 150 ppm available chlorine sanitizing solution [(equivalent performance to 200 ppm [[test] standard])]. Apply this solution 2 min[utes]. Air dry.

**To disinfect work surfaces (not utensils):** After each use, scrub thoroughly with hot suds; rinse with clear, cold water. Then prepare a 1,800 ppm available chlorine disinfecting solution. Apply this solution 5 min[utes]. Rinse with potable water. Air dry.

**To sanitize dishes, glassware, utensils:** Wash thoroughly; then soak 2 min[utes] in a 150 ppm available chlorine solution [made with hot water] [(equivalent performance to 200 ppm [[test] standard])]. [Use the Dilution Table to make the desired dilution]. Use chlorine test strips to quantify the available chlorine. If the available chlorine is less than desired, add a small amount of product slowly and carefully to the dilution and determine the available chlorine with a fresh chlorine test strip. Repeat these steps, as needed, until the desired concentration of chlorine is achieved. Drain dry. (Do not use on non-stainless steel, aluminum, silver, or chipped enamel. Disinfect these by scalding.)

**Disinfecting sink:** A routine follow-up to dishwashing. First wash sink in hot suds. Drain out sudsy water. Then fill with a 1,800 ppm available chlorine solution. Allow surface to remain visibly wet for [at least] 5 min[utes]. Rinse sink.

-or-

A routine follow-up to dishwashing. First wash sink in hot suds. Drain out sudsy water. Then fill with a 1,200 ppm available chlorine solution. Allow surface to remain visibly wet for [at least] 10 min[utes]. Rinse sink.

**Sanitizing dishcloths: *These sanitization directions can only be used when referencing with organisms from list 1A*** This product can help you deodorize and sanitize dishcloths. Add 2/3 cup of this product to a standard washer or 1/3 cup to an H[igh] E[fficiency] washer following the laundry use directions.

-or-

Add 2/3 cup of this product to a standard washer or 1/3 cup to an H[igh] E[fficiency] washer. Add detergent and fill bleach to max[imum] line -or- level [in dispenser] -and/or- add [measured [amount of]] bleach to [dispenser or] wash water. Add dishcloths[, and start wash]. Ensure contact with bleach [solution] for 10 min[utes].

-or-

**Sanitizing dishcloths: *These sanitization directions can only be used when referencing with organisms from list 1B***

This product can help you deodorize and sanitize dishcloths. Add 1/2 cup of this product to a standard washer or 1/4 cup to an H[igh] E[fficiency] washer following the laundry use directions.

-or-

Add 1/2 cup of this product to a standard washer or 1/4 cup to an H[igh] E[fficiency] washer. Add detergent and fill bleach to max[imum] line -or- level [in dispenser] -and/or- add [measured [amount of]] bleach to [dispenser or] wash water. Add dishcloths[, and start wash]. Ensure contact with bleach [solution] for 10 min[utes].



**To deodorize drain pipes:** Flush with very hot water followed by 1/2 cup of this product. Wait 5 min[utes]; flush out with clear water.

**To sanitize refrigerators<sup>42</sup>:** Remove food before using this product. First wash inside surfaces. Then wipe with a 150 ppm available chlorine solution made with warm water [(equivalent performance to 200 ppm [[test] standard])]. Allow surface to remain visibly wet for [at least] 2 min[utes]. Air dry. (Do not use on non-stainless steel, aluminum, silver, or chipped enamel.)

**Ice cream freezers<sup>42</sup> - to clean and sanitize:** After using, flush with warm water until water runs clear. Scrub or pressure-spray with solution prepared by thoroughly mixing 1 oz [regular] [powdered] detergent with each gal[lon] of 450 ppm available chlorine solution. Rinse thoroughly with clean, clear water; drain. Immediately before use, sanitize for 2 min[utes] with a 150 ppm available chlorine solution [(equivalent performance to 200 ppm [[test] standard])]; drain thoroughly.

**To disinfect hard, nonporous floors (plastic or ceramic tile):** Prepare a 1,800 ppm available chlorine solution. Mop or scrub. (Do not use on cork or linoleum.) Allow surface to remain visibly wet for [at least] 5 min[utes]. Rinse. -or- Prepare a 1,200 ppm available chlorine solution. Mop or scrub. (Do not use on cork or linoleum.) Allow surface to remain visibly wet for [at least] 10 min[utes]. Rinse.

**To sanitize brushes<sup>u</sup>, mops<sup>u</sup> and brooms<sup>u</sup>:** After using brushes, mops and brooms, wash thoroughly; then soak for 5 min[utes] in a 2,300 ppm available chlorine solution made with warm water. Rinse with clear water; dry. (Do not use on -or- with cellulose sponge mops.)

**Pails and dustpans:** Remove heavy dirt prior to cleaning. Wash with a 1,800 ppm available chlorine solution. Allow surface to remain visibly wet for [at least] 5 min[utes]. -or- Wash with a 1,200 ppm available chlorine solution. Allow surface to remain visibly wet for [at least] 10 min[utes]. Rinse with clear, cold water. Air dry.

**To deodorize and sanitize garbage cans -and/or- diaper pails:** Remove heavy dirt with a cleaner. Rinse. Pour in a 2,300 ppm available chlorine solution. Swab inside surfaces with this solution. Allow surface to remain visibly wet for [at least] 2 min[utes]. Rinse with clear water; dry.

<b>DILUTION TABLE: PPM</b> (Parts Per Million Available Chlorine).			
Degrades with age and exposure to sunlight and heat. Check the level of available chlorine with a test kit.			
1/3 fl oz this product (2 tsp)	+ One -or- 1 Gal[lon] [of] Water	=	150 ppm
[(Equivalent performance to 200 ppm [[test] standard] for food contact surface sanitization)]			
4 fl oz this product (1/2 cup)	+ One -or- 1 Gal[lon] [of] Water	=	1,800 ppm
4 fl oz this product (1/2 cup)	+ 3/4 Gal[lon] [of] Water	=	2,300 ppm
2.7 fl oz [of] this product (1/3 cup)	+ One -or- 1 gal[lon] [of] Water	=	1200 ppm
2.7 fl oz [of] this product (1/3 cup)	+ 3/4 gal[lon] [of] Water	=	1600 ppm

**CLB I (EPA Reg. No. 5813-114)**  
**[REGISTERED AS *Insert Registered Alternate Brand Name*]**  
**IN SANITIZING CYCLE OF CHEMICAL SANITIZING DISHWASHING MACHINES**

It is a violation of Federal law to use this product in a manner inconsistent with its labeling. Labeling must be in possession of user at time of application. Read and follow label affixed to the container. Refer to container label for use precautions and further information.

This product is an approved sanitizing agent for use in the sanitizing cycle of chemical sanitizing dishwashing machines.

**Directions for Use:**

1. Hook up a Clorox bleach -or- ***This Product*** bottle to the automatic bleach dispensing system of the chemical sanitizing dishwashing machine. If the bottle is already in place, make sure that sufficient product remains in the bottle to complete the dishwashing job.
  2. Wash tableware in the machine following the manufacturer’s operating instructions.
  3. After the washing/rinsing/sanitizing cycles are completed, remove the dishwashing rack. Allow surface to remain visibly wet for [at least] 2 min[utes]. Allow the tableware to air dry.
- Caution:** Do not sanitize silverware or pewter with this product as these metals may darken.

**Bleach Dispensing System Adjustments**

The following steps must be followed before using a new chemical sanitizing dishwashing machine and on a regular basis thereafter:

- a. Start machine and let run until the machine has begun the final rinse cycle.
- b. Take a sample of the rinse water.
- c. Using a chlorine test kit, determine the parts per million (ppm) of available chlorine in the sample.
- d. If the ppm of available chlorine is lower than the minimum or higher than the maximum level of available chlorine permitted by local public health authorities, adjust the bleach dispensing system.
- e. Repeat steps “a” through “c” until a correct ppm of available chlorine is achieved.



Your equipment service representative or dishwashing detergent supplier will often make these adjustments for you.

### Correct Chlorine Concentration

Local public health codes vary with regard to the parts per million of available chlorine permitted in the final rinse water of chemical sanitizing dishwashing machines. The minimum level is 50 ppm of available chlorine with a maximum level of 200 ppm, although some states require 100 ppm minimum level. Check with your local public health department on the applicable regulations for your area.

---

**CLB I (EPA Reg. No. 5813-114)**  
**[REGISTERED AS *Insert Registered Alternate Brand Name*]**  
**ALFALFA SEED TREATMENT**

It is a violation of Federal law to use this product in a manner inconsistent with its labeling. Labeling must be in possession of user at time of application. Read and follow label affixed to the container. Refer to container label for use precautions and further information.

To treat alfalfa seeds against *Escherichia coli* O157:H7 [(E. coli)] -and/or- *Salmonella* spp. -and/or- *Salmonella enteritidis* [(Salmonella)], dilute to 19,000 ppm by adding 1 part sodium hypochlorite to 2 parts of water. Use chlorine test strips to quantify the available chlorine. If the available chlorine is less than desired, add a small amount of product slowly and carefully to the dilution and determine the available chlorine with a fresh chlorine test strip. Repeat these steps, as needed, until the desired concentration of chlorine is achieved. Allow surface to remain visibly wet for [at least] 20 min[utes].

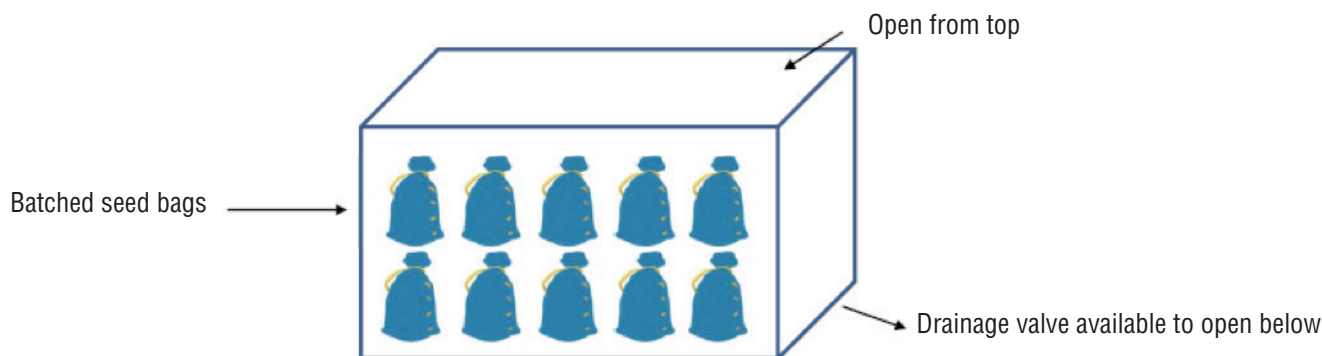
### Seed Treatment Procedure

#### 1. Pre-germination Seed Soak

Soaking results in swelling and softening of the seed coat, promoting the sprouting process. Pre-germination seed soaking is not required for this treatment process. If seed soaking practices are used, it is recommended that all materials are cleaned and sanitized, in addition to ensuring that the water used meets the microbial quality criterion in 21 CFR [(Code of Federal Regulations)] § 112.44(a).

#### 2. Seed Batching

Seed should be batched in similar weight portions using suitable materials such as mesh bags, bins or trays (following proper cleaning and sanitizing practices). The batching material chosen by the sprouting manufacturer should ensure that proper fluid access to and drainage from the seed batches is sufficient. The following schematic provides an example of seed batching using mesh food bags contained within large bin to carry out the process:



#### 3. Preparation of Treatment Solution

This product should be prepared to a final concentration level of 19,000 ppm sodium hypochlorite in a volume of water sufficient to fully submerge all batched seed. It is recommended that the actual available chlorine level is obtained by titration just before the treatment procedure.

#### 4. Seed Treatment and Post-rise

Seed batches should be immersed into the treatment solution and mixed throughout the contact time (20 minutes) either by manual “dunking” of the mesh seed bags or rotating the bins/trays. At the end of the contact time, seeds should be rinsed with pure water. The rinse step is to be carried out immediately after the treatment step, with the seeds batched and fully immersed in a volume water sufficient to completely submerge the seed. These steps should be carried at room temperature.

#### 5. Quality Control Measures

It is recommended that the sprouting facility take appropriate measures to ensure that the seed treatment process is carried out as described and using all materials that meet the microbial quality criterion (i.e. water quality). Additionally, the final concentration of the available chlorine level and analysis of rinse water from the treatment step should be routinely carried out to ensure the treatment process is effective.

---

**CLB I (EPA Reg. No. 5813-114)**  
**[REGISTERED AS *Insert Registered Alternate Brand Name*]**  
**FOR CROP/SITE TREATMENT**

It is a violation of Federal law to use this product in a manner inconsistent with its labeling. Labeling must be in possession of user at time of application. Read and follow label affixed to the container. Refer to container label for use precautions and further information.

**CROP/SITE: ASPARAGUS SEED TREATMENT**

**Target Pest/Problem:**

To aid in the prevention of asparagus root rot (*Fusarium oxysporum* and *F. asparagi*)

**Dosage:**

6,000 ppm available chlorine solution.

**Dilution or Application Rate:**

Use 1 gal[lon] of solution per pound of seed.

**Method of Application:**

Wash seed in solution for 40 min[utes], providing continuous agitation. After washing seed, spread and air dry.

**Frequency/Timing of Applications:**

1 application.

**Preharvest Interval:**

Preplant treatment.

**Other Requirements:**

Do not use treated seeds for food or feed. Allow to dry before storing, planting, or treating with other chemicals. Prepare fresh solution for each batch of seed.

**CROP/SITE: PEPPER SEED TREATMENT**

**Target Pest/Problem:**

To aid in the prevention of bacterial spot (*Xanthomonas vesicatoria*)

**Dosage:**

10,000 ppm available chlorine solution.

**Dilution or Application Rate:**

Use 1 gal[lon] of solution per pound of seed.

**Method of Application:**

Wash seed in solution for 40 min[utes], providing continuous agitation. After washing seed, spread to air dry.

**Frequency/Timing of Application:**

1 application.

**Preharvest Interval:**

Preplant treatment.

**Other Requirements:**

Do not use treated seed for food or feed. Allow to dry before storing, planting, or treating with other chemicals. Prepare fresh solution for each batch of seed.

## **CROP/SITE: TOMATO SEED TREATMENT**

### **Target Pest/Problem:**

To aid in the control of bacterial canker (*Corynebacterium michiganense*) and tobacco mosaic virus (TMV).

### **Dosage:**

10,000 ppm available chlorine solution.

### **Dilution or Application Rate:**

Use 1 gal[lon] solution per pound of seed.

### **Method of Application:**

Wash seed in solution for 40 min[utes], providing continuous agitation. After washing seed, spread to air dry.

### **Frequency/Timing of Application:**

1 application.

### **Preharvest Interval:**

Preplant treatment.

### **Other Requirements:**

Do not use treated seed for food or feed. Allow to dry before storing, planting, or treating with other chemicals. Prepare fresh solution for each batch of seed.

## **CROP/SITE: RICE SEED TREATMENT**

### **Target Pest/Problem:**

For prevention of bakanae disease *Fusarium fujikuroi* [syn *F. moniliforme*] -or- *Gibberella fujikuroi*

### **Dosage:**

3,000 ppm available chlorine solution.

### **Dilution or Application Rate:**

5 gal[lons] of solution per 95 gal[lons] water.

### **Method of Application:**

Using a thoroughly pre-mixed solution, soak seed for two hours then drain solution and replace with fresh water. Continue seed soaking and draining as usual. Do not apply undiluted product directly to seed.

### **Dosage:**

1,500 ppm available chlorine solution.

### **Dilution or Application Rate:**

2.5 gal[lons] solution per 97.5 gal[lons] of water.

### **Method of Application:**

Using a thoroughly pre-mixed solution, soak and drain seed as usual (no rinse required). Do not apply undiluted product directly to seed.

### **Frequency/Timing of Applications:**

1 application during preplant soaking of seed.

### **Pre-harvest Interval:**

Preplant treatment.

### **Other Requirements:**

Do not use treated seeds for food or feed. Prepare fresh solution for each batch of seed.

***Note: this language applicable to any seed treatment listed above***

## **PERSONAL PROTECTIVE EQUIPMENT (PPE)**

Applicators and other handlers must wear coveralls worn over long-sleeved shirt and long pants, chemical-resistant footwear, chemical-resistant gloves made of any waterproof material, rubber boots plus socks and protective eyewear.

Follow manufacturer's instructions for cleaning/maintaining PPE. If no such instructions for washables, use detergent and hot water. Keep and wash PPE separately from other laundry.

ENGINEERING CONTROLS STATEMENTS

When handlers use closed systems, enclosed cabs or aircraft in a manner that meets the requirements listed in the worker protection standard (WPS) for agricultural pesticides [40 CFR 170.240 (d) (4-6)], the handler PPE requirements may be reduced or modified as specified in the WPS. **IMPORTANT:** When reduced PPE is worn because a closed system is being used, handlers must be provided all PPE specified above for “applicators and other handlers” and have such PPE immediately available for use in an emergency, such as a spill or equipment break-down.]

THIS LABEL MUST BE IN POSSESSION OF THE USER.  
REFER TO THE MAIN LABEL FOR ADDITIONAL PRECAUTIONARY STATEMENTS.

USER SAFETY REQUIREMENTS

USERS MUST:

Wash hands before eating, drinking, chewing gum, using tobacco or using the toilet.  
Remove PPE immediately after handling this product. Wash the outside of gloves before removing. As soon as possible, wash thoroughly and change into clean clothing.  
Do not apply this product in a way that will contact workers or other persons, either directly or through drift. Only protected handlers may be in the area during application. For any requirements specific to your State or Tribe, consult the agency responsible for pesticide regulation.

AGRICULTURAL USE REQUIREMENTS

Use this product only in accordance with its labeling and with the worker protection standard, 40 CFR, part 170. This standard contains requirements for the protection of agricultural workers on farms, forests, nurseries, and greenhouses, and handlers of agricultural pesticides. It contains requirements for training, decontamination, notification, and emergency assistance. It also contains specific instructions and exceptions pertaining to the statements on this label about personal protective equipment (PPE) and restricted-entry interval. The requirements in this box only apply to uses of this product that are covered by the worker protection standard.  
Do not enter or allow worker entry into treated areas during the restricted entry interval (REI) of 24 hours.  
PPE required for early entry to treated areas that is permitted under the worker protection standard and that involves contact with anything that has been treated, such as plants, soil, or water, is: coveralls worn over long-sleeved shirt and long pants, chemical-resistant footwear, chemical-resistant gloves made of any waterproof material, rubber boots plus socks, and protective eyewear.

CLB I (EPA Reg. No. 5813-114)

[REGISTERED AS *Insert Registered Alternate Brand Name*]

PLANT PARASITIC NEMATODES AND PLANT DISEASE-CAUSING FUNGI QUARANTINE USE DIRECTIONS

It is a violation of Federal law to use this product in a manner inconsistent with its labeling. Labeling must be in possession of user at time of application. Read and follow label affixed to the container. Refer to container label for use precautions and further information.

Crop/Site/Commodity:	1. Walks, benches, tools, plant containers in nurseries and other quarantine areas 2. Farm equipment and machinery 3. Laboratory work areas, equipment and specimens 4. Deciduous fruit tree nursery stock (dormant)
Target Pest/Problem:	Plant parasitic nematodes, plant disease-causing fungi and general surface disinfection
Dosage:	See dilution rate.
Dilution or Application Rate:	Six parts water with one part this product (equals approximately 0.85% active ingredient)
	<b>Laboratory work areas, equipment and specimens:</b> Prepare a solution of seven or eight parts water to one part product. Scrub areas and implements thoroughly, then wipe or allow to dry naturally. Workers doing the treatment must wear waterproof gloves. Small tools or implements and other items covered above may be immersed for 5 to 10 min[utes] in the solution instead of scrubbing manually. Wipe off plant tissue or soak tissue in the solution.

<b>Deciduous Fruit Tree Nursery Stock:</b>	Five or six parts water with one part product (equals approximately 0.85% to 1.0% active ingredient)
<b>Method of Application:</b>	Drench and dip method
<b>Deciduous Fruit Tree Nursery Stock:</b>	1. Thoroughly clean all soil from roots. 2. Dip entire tree root system in solution for 30 to 45 seconds. 3. Immediately rinse tree root system with clean water upon removal from dip solution.
<b>Frequency/Timing of Applications:</b>	As needed
<b>Deciduous Fruit Tree Nursery Stock:</b>	One application at harvest (tree-digging period)
<b>Field Reentry After Application:</b>	Not applicable
<b>Preharvest Interval:</b>	Not applicable
<b>Other Requirements:</b>	Do not apply through any type of irrigation system.
<b>Deciduous Fruit Tree Nursery Stock:</b>	Workers required to wear eye protection and waterproof gloves.

---

**CLB I (EPA Reg. No. 5813-114)**  
**[REGISTERED AS *Insert Registered Alternate Brand Name*]**  
**KARNAL BUNT QUARANTINE TREATMENT USE DIRECTIONS**

It is a violation of Federal law to use this product in a manner inconsistent with its labeling. Labeling must be in possession of user at time of application. Read and follow label affixed to the container. Refer to container label for use precautions and further information.

<b>Crop/Site/Commodity:</b>	Tools, conveyances, mechanized farm equipment, seed conditioning or milling equipment, soil moving equipment, or grain elevators and structures used for storing and handling grain
<b>Target Pest/Problem:</b>	Karnal bunt ( <i>Tilletia indica</i> )
<b>Dosage:</b>	See dilution rate.
<b>Dilution Rate:</b>	Mix 1 part this product to 3 parts water (equals approximately 1.5% active ingredient).
<b>Method of Application:</b>	Before treating remove all soil and plant debris. The dilute solution of sodium hypochlorite will be used to wet the point of runoff surfaces potentially exposed to the pathogen. Saturate any soil removed by the treatment with the solution. Wash down the equipment or site thoroughly with clean water after 15 min[utes] to minimize corrosion.
<b>Crop/Site/Commodity:</b>	Wheat and triticale germplasm for research or seed increase use. Commodities may not be used for food, feed or oil purposes.
<b>Target Pest/Problem:</b>	Karnal bunt ( <i>Tilletia indica</i> )
<b>Dosage:</b>	See dilution rate.
<b>Dilution Rate:</b>	Mix 1 part this product to 3 parts water (equals approximately 1.5% active ingredient) with 2mL/L Tween added.
<b>Method of Application:</b>	Treat seed with the dilute solution and agitate for 10 min[utes] at room temperature. Follow seed treatment by a 15 min[ute] rinse with clean, running water, then drying of the seed.
<b>Additional Restrictions, User Precautions and Requirements:</b>	Be sure treated surfaces are dry before handling. Read and follow precautionary statements on product label.

---

**CLB I (EPA Reg. No. 5813-114)**  
**[REGISTERED AS *Insert Registered Alternate Brand Name*]**  
**CITRUS CANCKER TREATMENT USE DIRECTIONS**

It is a violation of Federal law to use this product in a manner inconsistent with its labeling. Labeling must be in possession of user at time of application. Read and follow label affixed to the container. Refer to container label for use precautions and further information.

<b>Crop/Site/Commodity:</b>	T511-1 Citrus and other Rutaceous seeds from citrus canker countries
<b>Target Pest/Problem:</b>	<i>Xanthomonas axonopodis, pv. citri</i> (citrus canker)
<b>Dosage:</b>	See dilution rate.
<b>Dilution Rate:</b>	Mix 1 part of this product to 9 parts water (equals approximately 0.6% active ingredient).
<b>Method of Application:</b>	T511-1 seeds shall be treated for possible infection with citrus canker bacteria by first washing seeds if any mucilaginous materials are adhering. Next, immerse the seeds in water at 125° F or higher for 10 min[utes]. Then immerse seeds for a period of at least 2 min[utes] in a 0.6% sodium hypochlorite solution. Drain, dry and repack near original moisture content.

---

**CLB I (EPA Reg. No. 5813-114)**  
**[REGISTERED AS *Insert Registered Alternate Brand Name*]**  
**SOUTHERN SEA OAT SEEDS (*UNIOLE PANICULATA*)**

It is a violation of Federal law to use this product in a manner inconsistent with its labeling. Labeling must be in possession of user at time of application. Read and follow label affixed to the container. Refer to container label for use precautions and further information.

<b>Crop/Site/Commodity:</b>	Southern sea oat seeds ( <i>Uniola Paniculata</i> )
<b>Target Pest/Problem:</b>	Plant disease-causing bacteria and fungi
<b>Dilution of Product:</b>	Mix 1 part of this product to 1.2 parts water (27,000 ppm).
<b>Method of Application:</b>	Soak seeds in solution for 15 min[utes], rinse with tap water and allow to dry at 21° C (70° F) for 30 min[utes]. Store in cool dry location prior to germination.
<b>Frequency/Timing of Application:</b>	Treat seeds prior to germination.
<b>Precautions:</b>	As sodium hypochlorite is corrosive to many metals, chains and other machine parts must be either plastic or plastic coated and must be rinsed with clear water after use of product. Do not mix full-strength product or treatment solution with any other agricultural chemical, ammonia, or acid. Read and follow precautionary statements on product label.
<b>NOTE:</b>	DO NOT USE TREATED SEED FOR FOOD OR FEED. Use bleach treatment only on crops and for the purposes listed. Apply only as specified above.

---

**CLB I (EPA Reg. No. 5813-114)**  
**[REGISTERED AS *Insert Registered Alternate Brand Name*]**  
**FOR FRUIT & VEGETABLE WASHING (*commercial use only*)**

It is a violation of Federal law to use this product in a manner inconsistent with its labeling. Labeling must be in possession of user at time of application. Read and follow label affixed to the container. Refer to container label for use precautions and further information.

Thoroughly clean all fruits and vegetables in a wash tank. Prepare a sanitizing solution of 25 ppm available chlorine. After draining the tank, submerge fruit or vegetables for 2 min[utes] in a second wash tank containing the recirculating sanitizing solution. Spray rinse vegetables with the sanitizing solution prior to packaging. Rinse fruit with potable water only prior to packaging.



---

**CLB I (EPA Reg. No. 5813-114)**  
**[REGISTERED AS *Insert Registered Alternate Brand Name*]**  
**AS A FUNGICIDE FOR SEED POTATOES**

It is a violation of Federal law to use this product in a manner inconsistent with its labeling. Labeling must be in possession of user at time of application. Read and follow label affixed to the container. Refer to container label for use precautions and further information.

This product is fungicidal to the Verticillium wilt organism *V. albo-atrum* (microsclerotial type) on seed potatoes. A bleach solution of this product is applied to whole seed and freshly cut seed potato pieces during the cutting operation for planting. [Research at the Washington State University Irrigated Agriculture Research and Extension Center<sup>2</sup> has shown that treatment with a sodium hypochlorite solution helps to prevent the spread of organisms to uninfected soil or fields via seed potato surfaces.]

**Use Instructions**

Thoroughly mix a solution of 6,000 ppm available chlorine for spraying. Use this solution to spray freshly cut seed potato pieces from the top and bottom of the cutting chain or elevator with a series of non-mist nozzles at 3 to 5 psi. Thoroughly cover all cut and uncut surfaces with the solution. The treatment will be most effective on clean seed tubers, as the organic matter in soil will reduce the effectiveness of the sodium hypochlorite.

Plant within four hours of the cutting and bleach treatment operation. If planting is delayed, store the treated seed in clean, open, well-ventilated bins or truck beds. Storing cut, wet seed in large unventilated containers will contribute to secondary breakdown from soft rot organisms.

**Safety Precautions**

Do not mix full-strength product or treatment solution with any other agricultural chemical, ammonia, or acid. Avoid prolonged contact of this product with skin. Wear safety glasses. If full strength or diluted bleach is splashed in the eyes, flush with water.

Conduct the spraying operations either outside, in a well-ventilated building, or under a hooded exhaust system. Use non-misting nozzles to avoid breathing of mist. Wear a face mask and plastic or rubber gloves and clothing. Because sodium hypochlorite is corrosive to many metals, chains and other machine parts should be either plastic or plastic-coated and rinsed with clear water after use.

**NOTE:** DO NOT USE THE TREATED SEED FOR FOOD OR FEED. Use the bleach treatment only on crops and for the purposes recommended. Apply only as specified above. Do not apply in a dipping operation or bleach solution may become contaminated with soil and organic matter from the potato surfaces and lose its effectiveness.

<sup>2</sup>Easton, G.D., M.E. Nagle, and D.L. Bailey, 1972. "Verticillium albo-atrum Carried by Certified Seed Potatoes into Washington and Control by Chemicals", *American Potato Journal* 49: 397-402.

---

**CLB I (EPA Reg. No. 5813-114)**  
**[REGISTERED AS *Insert Registered Alternate Brand Name*]**  
**FOR MEAT AND POULTRY PROCESSING WATER**

It is a violation of Federal law to use this product in a manner inconsistent with its labeling. Labeling must be in possession of user at time of application. Read and follow label affixed to the container. Refer to container label for use precautions and further information.

This product may be used in processing water of meat and poultry plants at concentrations up to 5 ppm (parts per million) calculated as available chlorine. Chlorine may be present in poultry chiller intake water, in water for reprocessing poultry carcasses internally contaminated with feces, and in red meat carcass final wash water at concentrations between 25 and 50 ppm calculated as available chlorine. [Use the Dilution Table to make the desired dilution]. Use chlorine test strips to quantify the available chlorine. If the available chlorine is less than desired, add a small amount of product slowly and carefully to the dilution and determine the available chlorine with a fresh chlorine test strip. Repeat these steps, as needed, until the desired concentration of chlorine is achieved. Chlorine must be dispensed at a constant and uniform level and the method or system must be such that a controlled rate is maintained. Do not recirculate or re-use processing water.

---

**CLB I (EPA Reg. No. 5813-114)**  
**[REGISTERED AS *Insert Registered Alternate Brand Name*]**  
**FOR SANITIZING SOLUTIONS FOR EQUIPMENT AND UTENSILS**

It is a violation of Federal law to use this product in a manner inconsistent with its labeling. Labeling must be in possession of user at time of application. Read and follow label affixed to the container. Refer to container label for use precautions and further information.

This product is authorized for use as a sanitizing solution in official establishments operating under the USDA meat, poultry, shell egg grading and egg products inspection programs.

Before using this product, food products and packaging materials must be removed from the room or kept protected.

Before they are treated with a bleach solution, the food processing equipment and utensils must be thoroughly washed and then rinsed with clear, cold water.

The bleach solution used for sanitizing must not exceed 150 ppm (parts per million) available chlorine. [Use the Dilution Table to make the desired dilution]. [Use chlorine test strips to quantify the available chlorine. If the available chlorine is less than desired, add a small amount of product slowly and carefully to the dilution and determine the available chlorine with a fresh chlorine test strip. Repeat these steps, as needed, until the desired concentration of chlorine is achieved.] The bleach solution must be applied by spraying, soaking or scrubbing. Treated surfaces must remain wet for at least 2 -or- two min[utes].

A potable water rinse is not required, provided the equipment and utensils are adequately drained before they come into contact with food. Little or no residue must remain to adulterate or otherwise affect edible products.

---

**CLB I (EPA Reg. No. 5813-114)**  
**[REGISTERED AS *Insert Registered Alternate Brand Name*]**  
**FOR MEAT & POULTRY PLANT LAUNDRY USE**

It is a violation of Federal law to use this product in a manner inconsistent with its labeling. Labeling must be in possession of user at time of application. Read and follow label affixed to the container. Refer to container label for use precautions and further information.

This product may be used on fabric which contacts meat or poultry products directly or indirectly, provided that the fabric is thoroughly rinsed with potable water at the end of the laundering operation.

To sanitize laundry, add enough of this product to reach 160 ppm (parts per million) available chlorine (2/3 cup of bleach per standard washer, 1 cup for extra large washers or heavily soiled loads). Ensure contact with bleach [solution] for [at least] 10 min[utes]. Use a good detergent. [Use the Dilution Table to make the desired dilution]. Use chlorine test strips to quantify the available chlorine. If the available chlorine is less than desired, add a small amount of product slowly and carefully to the dilution and determine the available chlorine with a fresh chlorine test strip. Repeat these steps, as needed, until the desired concentration of chlorine is achieved. Adjust to exactly 160 ppm available chlorine. This product used according to the laundry use directions is effective against *Staphylococcus aureus*, and *Klebsiella pneumoniae*, *Pseudomonas aeruginosa* [(*Pseudomonas*)], and Methicillin Resistant *Staphylococcus aureus* [(MRSA)].

-or-

To sanitize laundry add enough of this product to reach 120 ppm (parts per million) available chlorine (1/2 cup of bleach per standard washer, 1/4 cup of bleach per HE washer). Ensure contact with bleach [solution] for [at least] 10 min[utes]. Use a good detergent. For best results, dilute bleach with a quart of water and add to wash 5 min[utes] after the wash has begun -or- For best results, add to wash 5 min[utes] after wash cycle has begun. Use the Dilution Table to make the desired dilution]. Use chlorine test strips to quantify the available chlorine. If the available chlorine is less than desired, add a small amount of product slowly and carefully to the dilution and determine the available chlorine with a fresh chlorine test strip. Repeat these steps, as needed, until the desired concentration of chlorine is achieved. Adjust to exactly 120 ppm available chlorine. This product used according to the laundry use directions is effective against *Staphylococcus aureus*, and *Klebsiella pneumoniae*.

---

**CLB I (EPA Reg. No. 5813-114)**  
**[REGISTERED AS *Insert Registered Alternate Brand Name*]**  
**SANITATION IN CARE OF SWINE**

It is a violation of Federal law to use this product in a manner inconsistent with its labeling. Labeling must be in possession of user at time of application. Read and follow label affixed to the container. Refer to container label for use precautions and further information.

**Hog houses and farrowing houses - To clean and disinfect:**

- (1) Pre-clean by removing loose dirt, litter and debris. Dirty or coated surfaces cannot be disinfected.
- (2) Prepare a 2,300 ppm available chlorine solution. Allow surface to remain visibly wet for [at least] 5 min[utes]..
- (3) Scrub or pressure-spray all surfaces with this solution. Rinse with clear, cold water.
- (4) Allow to dry before housing pigs.

Remove all animals, poultry, and feed from premises, vehicles, and enclosures. Remove all litter and manure from floors, walls and surfaces of barns, pens, stall chutes and other facilities occupied or traversed by animals. Empty all troughs, feeding and watering appliances. Thoroughly clean all surfaces with soap or detergents and rinse with water.

Ventilate buildings, cars, boats and other closed spaces. Do not house livestock, poultry or employ equipment until chlorine has dissipated. All treated feed racks, mangers, troughs, automatic feeders, fountains and waterers must be rinsed with potable water before reuse.

**Clean and disinfect metal watering troughs and feeders** by pressure-spraying or scrubbing with a of 2,300 ppm available chlorine solution. Allow surface to remain visibly wet for [at least] 5 min[utes]. Rinse thoroughly with clear, cold water; drain dry. (Clean and disinfect drinking troughs and feeders before housing pigs, and as often as necessary to keep sanitary.

**To sanitize drinking water:** Prepare a 5 ppm available chlorine solution using clear water. (Water containing suspended material is difficult to sanitize.)

**NOTE:** Clean metal surfaces can be sanitized using the above method. Wooden surfaces are difficult to sanitize by any method.

[Use the Dilution Table to make the desired dilution]. Use chlorine test strips to quantify the available chlorine. If the available chlorine is less than desired, add a small amount of product slowly and carefully to the dilution and determine the available chlorine with a fresh chlorine test strip. Repeat these steps, as needed, until the desired concentration of chlorine is achieved.

---

**CLB I (EPA Reg. No. 5813-114)**  
**[REGISTERED AS *Insert Registered Alternate Brand Name*]**  
**FOR POULTRY CARE**

It is a violation of Federal law to use this product in a manner inconsistent with its labeling. Labeling must be in possession of user at time of application. Read and follow label affixed to the container. Refer to container label for use precautions and further information.

Keeping poultry healthy, productive and profitable is largely a problem of disease prevention. Remedial measures are much more difficult and often less successful than preventing the spread of disease before it infects the flock. Regular use of this product in the sanitation and disinfection of chicken houses, brooders, and other poultry equipment is an effective aid in preventing many diseases of bacterial and viral origin.

**To sanitize drinking water:** Prepare a 5 ppm available chlorine solution using clear water. Allow surface to remain visibly wet for [at least] 1 min[ute]. Use in glass, porcelain, stoneware or concrete containers. Clean containers daily; rinse.

For young chicks, prepare a 2 ppm available chlorine solution since baby chicks do not soil the water as rapidly as grown chickens, and the solution retains its effectiveness longer.

When cleaning drinking water containers, etc., an 1,800 ppm available chlorine solution is effective in removing the slime. **DO NOT ALLOW BIRDS TO DRINK THIS SOLUTION.**

**To clean and disinfect poultry houses, brooders, hatcheries:** Clean and disinfect poultry houses between cycles. Clean hatcheries weekly or as necessary to keep sanitary. Metal surfaces can be satisfactorily disinfected. Wooden surfaces are difficult to sanitize by any method.

- (1) Remove all litter, loose dirt and debris.
- (2) Prepare a 2,300 ppm available chlorine solution.
- (3) Using this solution, scrub or pressure-spray all exposed areas, including floor, walls, ceiling posts and support beams. Allow surface to remain visibly wet for [at least] 5 min[utes].
- (4) Rinse with clean, clear, cold water.
- (5) Let dry thoroughly before introducing poultry.

**Metal incubators, feeders, water containers, other poultry equipment and utensils - To clean and disinfect:** Preclean removing loose dirt and debris. Scrub or pressure-spray with a 2,300 ppm available chlorine solution. Allow surface to remain visibly wet for [at least] 5 min[utes]. Rinse with clear, **cold** water. Let dry.

**For continuous washers,** prepare washing solution as above. Add an additional 4 gal[lons] of 50 ppm available chlorine solution every 30 min[utes]. Dump wash tank and recharge every 2 hours. **For manual method,** soak eggs for only 1 to 2 min[utes]. Agitate basket. Make sure eggs are completely covered.

Air-dry eggs as rapidly as possible. Store in cool (55° F) room. Maintain relative humidity of 60-80%.

**NOTE:** Keep egg-washing equipment sanitary. Frequent cleaning will aid in operation and produce more sanitary eggs. While equipment is idle, bacteria can multiply. This contamination can be reduced by thoroughly flushing all equipment immediately before use with a solution of 200 ppm available chlorine.

---

**CLB I (EPA Reg. No. 5813-114)**  
**[REGISTERED AS *Insert Registered Alternate Brand Name*]**  
**SPECIAL INSTRUCTIONS FOR INACTIVATING AVIAN INFLUENZA A VIRUS**

It is a violation of Federal law to use this product in a manner inconsistent with its labeling. Labeling must be in possession of user at time of application. Read and follow label affixed to the container. Refer to container label for use precautions and further information.

**FOR INACTIVATION OF AVIAN INFLUENZA A VIRUS IN POULTRY HOUSES, BROODERS, HATCHERIES:**

1. Remove all poultry or animals and feeds from the premises, trucks, vehicles, coops, crates and enclosures.
2. Remove all litter and manure or droppings from floors, walls and surfaces of barns, pens, stalls, chutes, and other facilities and fixtures occupied or traversed by animals or poultry.
3. Empty all troughs, racks and other feeding and watering appliances.
4. Thoroughly clean all surfaces with soap or detergent and rinse with water.
5. Mix 1 part of this product with 32 parts water. Saturate all surfaces with the disinfecting solution for 5 min[utes].
6. Immerse all halters, ropes, and other types of equipment used in handling and restraining animals, as well as forks, shovels, and scrapers used for removing litter and manure.
7. Ventilate buildings, coops, and other closed spaces. Do not house livestock or poultry or employ equipment until treatment has been absorbed, set, or dried.
8. Thoroughly scrub all treated feed racks, mangers, troughs, automatic feeders, fountains, and waterers with soap or detergent, and rinse with potable water before reuse.

---

**CLB I (EPA Reg. No. 5813-114)**  
**[REGISTERED AS *Insert Registered Alternate Brand Name*]**  
**IN CARE OF LIVESTOCK, HORSES, PETS**

It is a violation of Federal law to use this product in a manner inconsistent with its labeling. Labeling must be in possession of user at time of application. Read and follow label affixed to the container. Refer to container label for use precautions and further information.

**To clean and disinfect barns, stables, hutches, kennels:** Preclean removing all litter, loose dirt and debris. Prepare a 2,300 ppm available chlorine solution. Using the solution, thoroughly scrub or pressure-spray all exposed areas including floor, walls, ceiling posts and support beams. Allow surface to remain visibly wet for [at least] 5 min[utes]. Rinse with clean, clear, **cold** water. Let area dry thoroughly before housing animals.

**Loading and hauling equipment:** Loading chutes, trucks, trailers and other equipment for transportation of animals must be cleaned and disinfected prior to use. Pressure-spray or scrub with a 2,300 ppm available chlorine solution. Let stand for [at least] 5 min[utes]. Rinse with clean, clear, **cold** water. Allow to dry before use.

**Feeders and drinking water containers - to clean and disinfect:** Thoroughly scrub or pressure-spray with a 2,300 ppm available chlorine solution. Allow surface to remain visibly wet for [at least] 5 min[utes]. Rinse thoroughly with clear, **cold** water; allow to drain dry. (A solution of 1,800 ppm available chlorine is effective in removing slime which sometimes forms on drinking water containers. DO NOT LET ANIMALS DRINK THIS SOLUTION.)

To sanitize animals' drinking water: Prepare a 5 ppm available chlorine solution using clear water. Use in glass, plastic, porcelain or concrete containers daily. (See directions above.)

---

**CLB I (EPA Reg. No. 5813-114)**  
**[REGISTERED AS *Insert Registered Alternate Brand Name*]**  
**FOR FOOD EGG SANITIZATION**

It is a violation of Federal law to use this product in a manner inconsistent with its labeling. Labeling must be in possession of user at time of application. Read and follow label affixed to the container. Refer to container label for use precautions and further information.

**To sanitize food eggs:** Thoroughly clean all eggs. Prepare a 200 ppm available chlorine solution. Let stand [for] 10 min[utes]. The sanitizer temperature must not exceed 130° F. Spray the warm sanitizer so that the eggs are completely wet. Allow the eggs to fully dry before casing or breaking. Do not apply a potable water rinse. The solution must not be re-used to sanitize eggs.

---

**CLB I (EPA Reg. No. 5813-114)**  
**[REGISTERED AS *Insert Registered Alternate Brand Name*]**  
**FOR DAIRY AND CREAMERY EQUIPMENT SANITATION**

It is a violation of Federal law to use this product in a manner inconsistent with its labeling. Labeling must be in possession of user at time of application. Read and follow label affixed to the container. Refer to container label for use precautions and further information.

This product is effective as a chemical sanitizer of milk utensils, containers and equipment. This product dissolves milk solids and other protein material and is a quick and effective deodorizer.

An exposure period of at least 2 min[utes] to a 150 ppm available chlorine solution must be maintained when the solution temperature is 75° F. [Use the Dilution Table to make the desired dilution]. Use chlorine test strips to quantify the available chlorine. If the available chlorine is less than desired, add a small amount of product slowly and carefully to the dilution and determine the available chlorine with a fresh chlorine test strip. Repeat these steps, as needed, until the desired concentration of chlorine is achieved. Lower solution temperatures result in slower action; for each 18° F drop in temperature, approximately double the exposure time is needed to achieve equivalent bactericidal action with same strength of solution. You can also compensate for lower temperatures by increasing the concentration of this product.

You must clean out large deposits of milk or other organic matter before applying this product/water solution. A sharp decline in the available chlorine content of the solution following circulation through milk processing equipment is usually regarded as evidence of inadequate cleaning of the equipment. If this occurs, investigate promptly.

**METAL TEAT CUPS AND TUBES** - Before each milking, prepare a 150 ppm available chlorine sanitizing solution. Dip teat cups into this solution before transferring them from one cow to another.

**To sanitize:** After each milking, rinse cups and tubes with cold water. Wash in detergent solution; rinse in a 150 ppm available chlorine solution for 2 min[utes]; drain thoroughly and dry before using. **(Do NOT leave metal cups in bleach solution.)**

**To clean and sanitize milking machines and utensils:** Immediately after milking, flush equipment with clean, lukewarm water. Dismantle equipment after each milking and wash it (including all rubber parts and stanchion hoses) and all utensils with a solution prepared by thoroughly mixing 1 oz of your [regular] [powdered] detergent with each gal[lon] of a 150 ppm available chlorine solution. Water temperature must be 100° F to 130° F. **(DO NOT MIX THIS PRODUCT WITH ACID CLEANERS OR MILK STONE REMOVERS.)** Rinse equipment and utensils thoroughly with clean, clear water; drain. Air dry. **Immediately before use, sanitize according to directions shown below.**<sup>6</sup>

**Cleaning in place - bulk storage tanks, dairy pipelines, transfer stations:** Immediately after emptying milk, flush surfaces with a large volume of clear, lukewarm water until water runs completely clear. Thoroughly mix solution of 1 oz of your [regular] [powdered] detergent with each gal[lon] of a 150 ppm available chlorine solution. Use hot water if available, and maintain the temperature of the solution at 120-160° F throughout the entire circulation. **(DO NOT USE THIS PRODUCT WITH ACID CLEANERS OR MILK STONE REMOVERS.)** Circulate the sanitizing solution through the system for 10 to 15 min[utes] (Brush-wash with solution all parts not coming in contact with solution as it circulates.) Rinse thoroughly with clean, clear water; allow to drain. Air dry. Seal this equipment to help protect against contamination. **Immediately before use, sanitize according to directions shown below.**<sup>6</sup>

**Separators, strainers, milk cans, pails, churns, pasteurizers - To clean and sanitize:** After using, rinse immediately with clear, cold water; then scrub or pressure-spray with solution of 1 oz of your [regular] [powdered] detergent thoroughly mixed with each gal[lon] of 150 ppm available chlorine solution. Rinse with clean, clear water; drain thoroughly. Air dry. **Immediately before use, sanitize according to directions shown below.**<sup>6</sup>

**Milk bottles - To sanitize:** Clean and rinse, then immerse for 2 min[utes] in a 150 ppm available chlorine solution prepared with cold or lukewarm water; drain; fill. If bottles are not filled promptly, rinse again with same strength bleach solution immediately before filling; drain thoroughly. Air dry. Ordinarily, 12 gal[lons] of this strength solution will sanitize 5,000 clean quart bottles. Keep this bleach solution clean and free from milk particles.

**Ice cream freezers - To clean and sanitize:** After using, flush with warm water until water runs clear. Scrub or pressure-spray with solution prepared by thoroughly mixing 1 oz of [regular] [powdered] detergent with each gal[lon] of 150 ppm available chlorine solution. Allow surface to remain visibly wet for [at least] 2 min[utes]. Rinse thoroughly with clean, clear water; drain. Air dry. **Immediately before use, sanitize according to directions shown below.**<sup>6</sup>

---

**CLB I (EPA Reg. No. 5813-114)**  
**[REGISTERED AS *Insert Registered Alternate Brand Name*]**  
**FISH PONDS AND EQUIPMENT**

It is a violation of Federal law to use this product in a manner inconsistent with its labeling. Labeling must be in possession of user at time of application. Read and follow label affixed to the container. Refer to container label for use precautions and further information.

**Fish Ponds:** Remove fish from ponds prior to treatment. Thoroughly mix 220 fl oz of this product to 10,000 gal[lons] of water to obtain 10 ppm available chlorine. Add more product to the water if the available chlorine level is below 1 ppm after 5 min[utes]. Return fish to pond after the available chlorine level reaches zero -or- 0.

**Fish Pond Equipment:** Thoroughly clean all equipment prior to treatment. Thoroughly mix 5 fl oz of this product to 10 gal[lons] of water to obtain 200 ppm available chlorine. Soak porous equipment for one hour.

---

**CLB I (EPA Reg. No. 5813-114)**  
**[REGISTERED AS *Insert Registered Alternate Brand Name*]**  
**MAINE LOBSTER PONDS**

It is a violation of Federal law to use this product in a manner inconsistent with its labeling. Labeling must be in possession of user at time of application. Read and follow label affixed to the container. Refer to container label for use precautions and further information.

Remove lobsters, seaweed, etc. from ponds prior to treatment. Drain the pond. Thoroughly mix 13000 fl oz of this product to 10,000 gal[lons] of water to obtain 600 ppm available chlorine. Apply so that all barrows, gates, rocks and dams are treated with product. Permit high tide to fill the pond then close gates. Allow water to stand for 2 to 3 days until the available chlorine level reaches zero -or- 0. Open gates and allow 2 tidal cycles to flush the pond before returning lobsters to pond.

---

**CLB I (EPA Reg. No. 5813-114)**  
**[REGISTERED AS *Insert Registered Alternate Brand Name*]**  
**CONDITIONING LIVE OYSTERS**

It is a violation of Federal law to use this product in a manner inconsistent with its labeling. Labeling must be in possession of user at time of application. Read and follow label affixed to the container. Refer to container label for use precautions and further information.

Thoroughly mix 12 fl oz of this product to 10,000 gal[lons] of water to 50 - 70° F to obtain 0.5 ppm available chlorine. Expose oysters to this solution for at least 15 min[utes], monitoring the available chlorine level so that it does not fall below 0.05 ppm. Repeat entire process if the available chlorine level drops below 0.05 ppm or the temperature falls below 50° F.

---

**CLB I (EPA Reg. No. 5813-114)**  
**[REGISTERED AS *Insert Registered Alternate Brand Name*]**  
**CONTROL OF SCAVENGERS IN FISH HATCHERY PONDS**

It is a violation of Federal law to use this product in a manner inconsistent with its labeling. Labeling must be in possession of user at time of application. Read and follow label affixed to the container. Refer to container label for use precautions and further information.

Prepare a solution containing 200 ppm of available chlorine by mixing 5 fl oz of this product with 10 gal[lons] of water. Pour into drained pond potholes. Repeat if necessary. Do not put desirable fish back into refilled ponds until chlorine residual has dropped to 0 ppm, as determined by a chlorine test kit.



---

**CLB I (EPA Reg. No. 5813-114)**  
**[REGISTERED AS *Insert Registered Alternate Brand Name*]**  
**FOR EMERGENCY DISINFECTION OF DRINKING WATER (POTABLE)**

It is a violation of Federal law to use this product in a manner inconsistent with its labeling. Labeling must be in possession of user at time of application. Read and follow label affixed to the container. Refer to container label for use precautions and further information.

**Emergency disinfection:**

When boiling of water for 1 min[ute] is not practical, water can be made potable by using this product. Prior to addition of the sanitizer, remove all suspended material by filtration or by allowing it to settle to the bottom. Decant the clarified contaminated water to a clean container and add 8 drops to 1 gal[lon] of water [(2 drops to 1 quart)] or add 1/8 teaspoon of this product to 1.5 gal[lons] of water. Allow the treated water to stand for 30 min[utes]. Properly treated water will have a slight chlorine odor. If not, repeat dosage and allow the water to stand an additional 15 min[utes]. The treated water can then be made palatable by pouring it between clean containers several times.

For cloudy water, use 16 drops per 1 gal[lon] of water [(4 drops to 1 quart)] or add 1/4 teaspoon of this product per 1.5 gal[lons] of water. If no chlorine odor is apparent after 30 min[utes], repeat dosage and wait an additional 15 min[utes].

---

**CLB I (EPA Reg. No. 5813-114)**  
**[REGISTERED AS *Insert Registered Alternate Brand Name*]**  
**FOR DISINFECTION OF POTABLE DRINKING WATER SYSTEMS**  
**(Public and Individual Systems)**

It is a violation of Federal law to use this product in a manner inconsistent with its labeling. Labeling must be in possession of user at time of application. Read and follow label affixed to the container. Refer to container label for use precautions and further information.

**Public system:**

Mix a ratio of this product to water to produce a 10 ppm available chlorine by weight. Begin feeding this solution with a hypochlorinator until a free available chlorine residual of at least 0.2 ppm and no more than 0.6 ppm is attained throughout the distribution system. Check water frequently with a chlorine test kit. Bacteriological sampling must be conducted at a frequency no less than that prescribed by the National Interim Primary Drinking Water Regulations. Contact your local Health Department for further details.

**Individual systems:**

**1. Dug wells:** Upon completion of the casing (lining), wash the interior of the casing (lining) with a 100 ppm available chlorine solution using a stiff brush. After covering the well, pour the sanitizing solution into the well through both the pipesleeve opening and the pipeline. Wash the exterior of the pump cylinder also with the sanitizing solution. Start pump water until strong odor of chlorine in water is noted. Stop pump and wait at least 24 hours. After 24 hours flush well until all traces of chlorine have been removed from the water. Consult your local Health Department for further details.

**Individual water systems:**

**1. Drilled, driven and bored wells:** Run pump until water is as free from turbidity as possible. Pour a 100 ppm available chlorine sanitizing solution into the well. Add 5 to 10 gal[lons] of clean, chlorinated water to the well in order to force the sanitizer into the rock formation. Wash the exterior of pump cylinder with the sanitizer. Drop pipeline into well, start pump and pump water until strong odor of chlorine in water is noted. Stop pump and wait at least 24 hours. After 24 hours flush well until all traces of chlorine have been removed from the water. Deep wells with high water levels may necessitate the use of special methods for introduction of the sanitizer into the well. Mix well [(2 drops to 1 quart)]. Consult your local Health Department for further details.

**2. Flowing artesian wells:** Artesian wells generally do not require disinfection. If analysis indicates persistent contamination, disinfect the well. Consult your local Health Department for further details.

---

**CLB I (EPA Reg. No. 5813-114)**  
**[REGISTERED AS *Insert Registered Alternate Brand Name*]**  
**FOR EMERGENCY DISINFECTION AFTER FLOODS**

It is a violation of Federal law to use this product in a manner inconsistent with its labeling. Labeling must be in possession of user at time of application. Read and follow label affixed to the container. Refer to container label for use precautions and further information.

**Wells:**

Thoroughly flush contaminated casing with a 500 ppm available chlorine solution. Backwash the well to increase yield and reduce turbidity, adding sufficient chlorinating solution to the backwash to produce a 10 ppm available chlorine residual, as determined by a chlorine test kit. After the turbidity has been reduced and the casing has been treated, add sufficient chlorinating solution to produce a 50 ppm available chlorine residual. Agitate the well water for several hours and take a representative water sample. Re-treat well if water samples are biologically unacceptable.

---

**CLB I (EPA Reg. No. 5813-114)**  
**[REGISTERED AS *Insert Registered Alternate Brand Name*]**  
**FOR EMERGENCY DISINFECTION AFTER FIRES**

It is a violation of Federal law to use this product in a manner inconsistent with its labeling. Labeling must be in possession of user at time of application. Read and follow label affixed to the container. Refer to container label for use precautions and further information.

**Cross connections or emergency connections:**

Set up the hypochlorination or gravity feed equipment near the intake of the untreated water supply. Apply sufficient product to give a chlorine residual of at least 0.1 to 0.2 ppm at the point where the untreated supply enters the regular distribution system. Use a chlorine test kit.

---

**CLB I (EPA Reg. No. 5813-114)**  
**[REGISTERED AS *Insert Registered Alternate Brand Name*]**  
**FOR EMERGENCY DISINFECTION AFTER DROUGHTS**

It is a violation of Federal law to use this product in a manner inconsistent with its labeling. Labeling must be in possession of user at time of application. Read and follow label affixed to the container. Refer to container label for use precautions and further information.

**A. Supplementary water supplies:**

Set up the gravity or mechanical hypochlorite feeders on a supplementary line to dose the water to a minimum chlorine residual of 0.2 ppm after a 20 min[ute] contact time. Use a chlorine test kit.

**B. Water shipped in by tanks, tank cars, trucks, etc.:**

Thoroughly clean all containers and equipment. Spray a 500 ppm available chlorine solution and rinse with potable water after 5 min[utes]. During the filling of the containers, dose with sufficient amounts of this product to provide at least a 0.22 ppm chlorine residual. Use a chlorine test kit.

---

**CLB I (EPA Reg. No. 5813-114)**  
**[REGISTERED AS *Insert Registered Alternate Brand Name*]**  
**FOR EMERGENCY DISINFECTION AFTER MAIN BREAKS**

It is a violation of Federal law to use this product in a manner inconsistent with its labeling. Labeling must be in possession of user at time of application. Read and follow label affixed to the container. Refer to container label for use precautions and further information.

**Mains:**

Before assembly of the repaired section, flush out mud and soil. Permit water flow of at least 2.5 feet per min[ute] to continue under pressure while injecting this product by means of a hypochlorinator. Stop water flow when a chlorine residual test of 50 ppm is obtained at the low pressure end of the new main section after a 24 hour retention time. When chlorination is completed, the system must be flushed free of all heavily chlorinated water.

---

**CLB I (EPA Reg. No. 5813-114)**  
**[REGISTERED AS *Insert Registered Alternate Brand Name*]**  
**FOR SPAS, HOT TUBS AND IMMERSION TANKS, ETC.**

It is a violation of Federal law to use this product in a manner inconsistent with its labeling. Labeling must be in possession of user at time of application. Read and follow label affixed to the container. Refer to container label for use precautions and further information.

**Spas/hot tubs:**

Using a dilution chart or formula, calculate an approximate amount of product per 1,000 gal[lons] of water to obtain a free available chlorine concentration of 5 ppm, as determined by a suitable chlorine test kit. Adjust and maintain pool water pH to between 7.2 and 7.8. Some oils, lotions, fragrances, cleansers, etc. may cause foaming or cloudy water as well as reduce the efficiency of the product.

- 1. Maintaining the water:** To maintain the water, apply the product solution over the surface to maintain a chlorine concentration of 5 ppm.
- 2. After each use:** Shock treat to control odor and algae, using the product at a rate of 1 3/4 cups to 500 gal[lons] of water.
- 3. Periods of disuse:** During periods of disuse, add product daily to maintain a 3 ppm chlorine concentration.
- 4.** Do not reenter pool until the chlorine level is between 1 to 3 ppm. Re-entry to treated spas/hot tubs is prohibited above 5 ppm due to risk of bodily harm.

Before draining a treated spa, hot tub, or immersion tank, contact your local sanitary sewer and storm drain authorities and follow their discharge instructions. Do not discharge treated water to any location that flows to a gutter, storm drain or natural water body unless discharge is allowed by state and local authorities.

---

**CLB I (EPA Reg. No. 5813-114)**  
**[REGISTERED AS *Insert Registered Alternate Brand Name*]**  
**FOR WADING POOL DISINFECTION**

It is a violation of Federal law to use this product in a manner inconsistent with its labeling. Labeling must be in possession of user at time of application. Read and follow label affixed to the container. Refer to container label for use precautions and further information.

This product—a 6.05% sodium hypochlorite solution containing approximately 5.75% available chlorine by weight—is a convenient, economical source of chlorine for water treatment in swimming and wading pools. Also, because this product is a liquid with no insoluble particles, it is especially suitable for this use.

In chlorinating wading pools, use 1/8 cup per 100 gal[lons] of new water. Mix required amount of this product with 2 gal[lons] of water and scatter over surface of pool. Mix uniformly with pool water. Between fillings of pool, add 1 tablespoon -or- Tbsp of this product per 100 gal[lons] of water each day. Empty small pools daily. (This product will not harm plastic pools.)

Do not reenter pool until the chlorine residual is between 1 to 3 ppm.

The chart below is a guide to the amount of this product to add to various sized round pools. Add three-fourths -or- 3/4 fl[uid] ounce -or- oz of this product to every 100 gal[lons] of pool water.

Before draining a treated wading pool, contact your local sanitary sewer and storm drain authorities and follow their discharge instructions. Do not discharge treated pool water to any location that flows to a gutter, storm drain or natural water body unless discharge is allowed by state and local authorities.

<div>Pool Diameter</div> <div>Depth of Water</div>	4 Ft	6 Ft	8 Ft	10 Ft	15 Ft
6 in[ches]	1/16 cup	1/8 cup	1/4 cup	3/8 cup	3/4 cup
1 f[oot]	1/8 cup	1/4 cup	1/2 cup	3/4 cup	1 5/8 cup
2 f[ee]t	1/4 cup	1/2 cup	1 cup	1 1/2 cup	3 1/4 cup
3 f[ee]t	3/8 cup	3/4 cup	1 1/2 cup	2 1/4 cup	5 cups

**TABLE OF LIQUID MEASURES**

3 tsp	=	1 Tbsp	=	1/2 fl Ounce -or- oz	=	1/16 cup
16 Tbsp	=	8 fl Ounces -or- oz	=	1 cup	=	1/2 pint

Stabilized pools must maintain a residual of 1.0 to 1.5 ppm available chlorine. Test the pH, available chlorine residual and alkalinity of the water frequently with appropriate test kits. Frequency of water treatment will depend upon temperature and number of swimmers.

**CLB I (EPA Reg. No. 5813-114)**  
**[REGISTERED AS *Insert Registered Alternate Brand Name*]**  
**FOR SWIMMING POOL DISINFECTION**

It is a violation of Federal law to use this product in a manner inconsistent with its labeling. Labeling must be in possession of user at time of application. Read and follow label affixed to the container. Refer to container label for use precautions and further information.

This product is a 6.05% sodium hypochlorite solution containing approximately 5.75% available chlorine by weight. The purity of its ingredients and the carefully supervised process of its manufacture make this product a quality source of chlorine for water treatment in swimming and wading pools. This product is especially suitable for use in chlorinators as it is a liquid and has no insoluble particles. This product is widely used as a source of chlorine for swimming pool sanitation and does not have any adverse effects on materials used in pool construction including swimming pool liners

For each new filling of your pool, use following initial dosages of this product.

Swimming Pool Size in Gallons	Initial Dosage of this product	Swimming Pool Size in Gallons	Initial Dosage of this product
5,000	3 cups	20,000	13 cups
6,000	4 cups	25,000	17 cups
8,000	5 cups	30,000	20 cups
10,000	6 cups	35,000	23 cups
15,000	10 cups		

NOTE: 2 cups = 1 pint; 4 cups = 1 quart; 16 cups = 1 gallon

To determine the volume of water in the pool when filled, figure 7 1/2 gal[lons] of water for each cubic foot -or- ft<sup>3</sup> of pool capacity. One quart of this product per 6,000 gal[lons] of water will supply approximately 2 ppm (parts per million) available chlorine, but this may dissipate rather rapidly in new water depending on the general sanitation conditions of the pool. Repeat dosage as needed to obtain 0.6 to 1.0 ppm available chlorine. [Use the Dilution Table to make the desired dilution]. Use chlorine test strips to quantify the available chlorine. If the available chlorine is less than desired, add a small amount of product slowly and carefully to the dilution and determine the available chlorine with a fresh chlorine test strip. Repeat these steps, as needed, until the desired concentration of chlorine is achieved.

In chlorinating a swimming pool, mix the required amount of this product with 10 parts water and feed this solution through a chlorinator into the main water supply line to the pool. Adjust the feeding rate so the required quantity of this product will be added uniformly throughout the filling of the pool; or, if the water is circulated through a filter, add the bleach throughout one complete circulation. If this product cannot be fed into the main water supply line, mix 1/2 pint of this product with 5 gal[lons] of water and scatter over a portion of the pool surface; repeat until the required amount of this product has been scattered over entire surface of the pool.

Check chlorine level in pool water at least daily with a pool testing kit and add this product as needed to maintain 0.6 to 1.0 ppm available chlorine. One pint of this product per 6,000 gal[lons] of water will supply approximately 1.0 ppm available chlorine. Frequency of application of this dosage will vary depending on number of people using the pool, weather conditions (sunlight exposure) and general cleanliness of the pool area. Maintain the chlorine level for acid-stabilized pools at 1.0 to 1.5 ppm available chlorine.

Re-entry to treated pools is prohibited above 4 ppm due to risk of bodily harm.

Every 7 days, or as necessary, superchlorinate the pool with 100-200 fl oz of product for each 10,000 gal[lons] of water to yield 5 to 10 ppm available chlorine by weight. Check the level of available chlorine with a test kit. Do not reenter pool until the chlorine residual is between 1 to 3 ppm.

The effectiveness of the chlorine is best when the pool water has a pH range of 7.2 to 7.6. The pH of the pool water must be checked daily using a pool pH testing kit and adjusted as necessary.

The regular use of this product, in the above proportions, in the swimming pool usually prevents the growth of algae in the water; however, if algae growth is causing the pool water to look cloudy and uninviting, it may be corrected by doubling the initial dosage of this product for a few treatments (2 quarts instead of 1 quart per 6,000 gal[lons] of new water). Add the additional product to the pool in the evening after the pool is out of use so the excess chlorine will be dissipated before the pool is used again.

If algae are growing on the bottom or walls of the pool, scrub pool with a solution of 1/2 gal[lon] of this product to 5 gal[lons] of water applying solution with a fiber brush. Scrub the pool while wet and then rinse off after algae growth has been removed. Flush all of the growth and dirty solution from the pool with clear water before the pool is refilled. Avoid skin contact with undiluted product; if such contact occurs, rinse immediately with water. When added, this product has no deleterious effects on the eyes, nasal passages, or skin of people using the pool and will have no effect on swimming apparel.

Before draining a treated pool, contact your local sanitary sewer and storm drain authorities and follow their discharge instructions. Do not discharge treated pool water to any location that flows to a gutter, storm drain or natural water body unless discharge is allowed by state and local authorities.

**CLB I (EPA Reg. No. 5813-114)**  
**[REGISTERED AS *Insert Registered Alternate Brand Name*]**  
**DILUTION TABLE**

To obtain a solution with an approximate available chlorine level (parts per million), thoroughly mix the indicated amounts of bleach and water. [Use the Dilution Table to make the desired dilution]. Use chlorine test strips to quantify the available chlorine. If the available chlorine is less than desired, add a small amount of product slowly and carefully to the dilution and determine the available chlorine with a fresh chlorine test strip. Repeat these steps, as needed, until the desired concentration of chlorine is achieved. Always test to ensure efficacy.

Approximate ppm Available Chlorine	Volume of this product	Volume of Water	Approximate ppm Available Chlorine	Volume of this product	Volume of Water
27,000	1 part	1.2 parts	200	1 Tbsp	1 gal[lon]
11,500	1 part	4 parts		5 fl oz	10 gal[lons]
10,000	1 part	4.5 parts	160	1.5 tsp (.25 fl oz)	3/4 gal[lon]
8,200	1 part	6 parts	150	2 tsp (1/3 fl oz)	1 gal[lon]
7,200	1 part	7 parts		2 Tbsp (1 fl oz)	3 gal[lons]
6,000	1 part	9 parts	120	1.5 tsp (.25 fl oz)	1 gal[lon]
2,300	1/2 cup (4 fl oz)	3/4 gal[lon]	100	2.5 fl oz	10 gal[lons]
	1 cup (8 fl oz)	1.5 gal[lons]	50	3/4 tsp	1 gal[lon]
	2 cups (16 fl oz)	3 gal[lons]		1 gal[lon]	1,000 gal[lons]
	1 part	24 parts	25	1/2 tsp	1.5 gal[lons]
1,800	1/2 cup (4 fl oz)	1 gal[lon]		2.5 tsp	7 1/2 gal[lons]
1,600	1/3 cup (2.7 fl oz)	3/4 gal[lon]	10	4 drops	1 quart
1,500	2.5 gal[lons]	97.5 gal[lons]		1/4 tsp	1.5 gal[lons]
1,200	1/3 cup (2.7 fl oz)	1 gal[lon]		16 drops	1 gal[lon]
600	3 Tbsp (1.5 fl oz)	1 gal[lon]		220 fl oz	10,000 gal[lons]
	13,000 fl oz	10,000 gal[lons]	5	2 drops	1 quart
500	1 part	120 parts		8 drops	1 gal[lon]
450	1/2 cup (4 fl oz)	4 gal[lons]		1/8 tsp	1.5 gal[lons]
			0.5	12 fl oz	10,000 gal[lons]

**Table of Liquid Measures:**

1 drop = 0.0017 fl oz  
1 Tbsp = 3 tsp  
1 fl oz = 2 Tbsp  
1 cup = 8 fl oz  
1 pint = 2 cups = 16 fl oz  
1 quart = 4 cups = 2 pints = 32 fl oz  
1 gal[lon] = 4 quarts = 8 pints = 16 cups = 128 fl oz

**DILUTION TABLE: PPM** (Parts Per Million Available Chlorine).

Degrades with age and exposure to sunlight and heat. Check the level of available chlorine with a test kit.

1/3 fl oz this product (2 tsp) + One -or- 1 Gal[lon] [of] Water = 150 ppm  
[(Equivalent performance to 200 ppm [(test)] standard] for food contact surface sanitization)  
4 fl oz [of] this product (1/2 cup) + One -or- 1 Gal[lon] [of] Water = 1,800 ppm  
4 fl oz [of] this product (1/2 cup) + 3/4 Gal[lon] [of] Water = 2,300 ppm  
2.7 fl oz [of] this product (1/3 cup) + One -or- 1 gal[lon] [of] Water = 1,200 ppm  
2.7 fl oz [of] this product (1/3 cup) + 3/4 gal[lon] [of] Water = 1,600 ppm

## Footnotes

- <sup>1</sup> 10 min[ute] contact time
- <sup>2</sup> *Streptococcus pyogenes*
- <sup>3</sup> *Staphylococcus aureus*, MRSA<sup>17</sup>
- <sup>4</sup> Sanitizes: *Staphylococcus aureus* and *Klebsiella pneumoniae*
- <sup>5</sup> *Pseudomonas aeruginosa*
- <sup>6</sup> **BEFORE USE** - Rinse with a 150 ppm available chlorine sanitizing solution for 2 min[utes]; drain thoroughly.
- <sup>7</sup> Rhinovirus [Type 37] and Influenza A virus
- <sup>8</sup> vs. -or- compared to [previous] Clorox® Regular-Bleach1 [EPA Reg. No. 5813-100] -and/or- Clorox® Germicidal Bleach -and/or- Clorox® Performance Bleach [EPA Reg. No. 5813-102] -and/or- Clorox® Commercial Solutions Clorox Germicidal Bleach1 [EPA Reg. No. 5813-100-67619] -and/or- previous formula]
- <sup>9</sup> [This strain of Multi-drug resistant *Acinetobacter baumannii* has shown resistance to the following antibiotics: Aztreonam, Gentamicin, Trimethoprim/Sulfa]
- <sup>10</sup> This strain of Multi-drug Resistant *Enterococcus faecium* has shown resistance to the following antibiotics: Ampicillin, Gentamicin]
- <sup>11</sup> This strain of Multi-drug resistant *Klebsiella pneumoniae* has shown resistance to the following antibiotics: Ampicillin, Ampicillin/Sulbactam, Cefazolin, Cefepime, Ceftazidime, Ceftriaxone, Gentamicin, Piperacillin/Tao, Trimethoprim/Sulfa]
- <sup>12</sup> [due to] temporary surface treatment -or- [conditions surface] by reducing -or- via reduction of soil adhesion]
- <sup>13</sup> Dust mite matter -or- particles -and/or- pet dander -and/or- dog dander -and/or- cat dander -and/or- cockroach matter
- <sup>14</sup> Influenza A virus
- <sup>15</sup> *Staphylococcus aureus*
- <sup>16</sup> *Escherichia coli*
- <sup>17</sup> Methicillin resistant *Staphylococcus aureus*
- <sup>18</sup> *Salmonella enterica*
- <sup>19</sup> *Klebsiella oxytoca*
- <sup>20</sup> Extended Spectrum Beta Lactamase producing *Escherichia coli*
- <sup>21</sup> reduces soil adhesion -and/or- increases surface wettability -and/or- whitens -and/or- deodorizes -and/or- Anti-allergen
- <sup>22</sup> use 3/4 cup per 3/4 gal[on] of water
- <sup>23</sup> use 3/4 cup per 1 gal[on] of water -or- 1/3 cup per 3/4 gal[on] of water
- <sup>24</sup> non-public health cleaning only
- <sup>25</sup> on treated [, hard, nonporous] surfaces
- <sup>26</sup> when used according to disinfection directions
- <sup>27</sup> SARS-associated Coronavirus
- <sup>28</sup> *Aspergillus brasiliensis*
- <sup>29</sup> *Clostridioides difficile*<sup>¥</sup>
- <sup>30</sup> MERS [(Middle Eastern Respiratory Syndrome)]-Associated Coronavirus
- <sup>31</sup> tested as Feline Calicivirus
- <sup>32</sup> *Campylobacter jejuni*
- <sup>33</sup> *Vibrio cholerae*
- <sup>34</sup> Carbapenem Resistant *Escherichia coli*, Community Associated Methicillin Resistant *Staphylococcus aureus* [(CA-MRSA)], MRSA<sup>17</sup>, Multi-drug resistant *Acinetobacter baumannii*, Multi-drug Resistant *Enterococcus faecium*, Multi-drug resistant *Klebsiella pneumoniae*, Penicillin resistant *Streptococcus pneumoniae*, Vancomycin-intermediate resistant *Staphylococcus aureus* [(VISA)], Vancomycin Resistant *Enterococcus faecalis* [(VRE)], ESBP producing *E. coli*<sup>20</sup>, New Delhi Metallo-Beta Lactamase-1 (NDM-1) producing *Enterobacter cloacae*, New Delhi Metallo-Beta Lactamase-1 (NDM-1) producing *Escherichia coli*
- <sup>35</sup> *Listeria monocytogenes*
- <sup>36</sup> requires potable water rinse if following disinfection directions for use
- <sup>37</sup> Respiratory Syncytial Virus [(RSV)]
- <sup>38</sup> vs. -or- compared to Clorox® Regular Bleach<sub>2</sub> -or- **insert ABN** [EPA Reg. No. 5813-111]
- <sup>39</sup> based on 1/3 cup laundry sanitization dose in H[igh] E[fficiency] machines
- <sup>40</sup> based on 1/2 cup laundry dose
- <sup>41</sup> using -or- with [patented] CloroMax™ technology
- <sup>42</sup> allow to come to room temperature before treatment. Rinse with potable water
- <sup>43</sup> Brightens -and/or- whitens [clothes -and/or- fabric -and/or- laundry], -and/or- Cleans, -and/or- disinfects, -and/or-, removes odors, -and/or- removes stains, -and/or- removes mold -and/or- mildew, -and/or- deep clean, -and/or- deodorize, -and/or- destroys [tough] stain **X is a number from 2 to 10]**
- <sup>44</sup> v[ersu]s[.] -or- compared to [previous] **insert ABN from EPA Reg. No. 5813-120** active level
- <sup>45</sup> when cleaning hard, non-porous surfaces
- ††† Reduces soil adhesion on hard, nonporous surfaces
- †††† Rhinovirus
- ‡ [Viruses]
- ‡‡ [Bloodborne Pathogens]
- § Kills Avian Influenza A virus on precleaned hard, nonporous surfaces
- §§ *Staphylococcus aureus*, *Salmonella enterica*, Rhinovirus [Type 37] and Influenza A virus
- ¥ Follow [the] Special Instructions for Cleaning Prior to Disinfection [listed on label]
- ¥¥ **insert organism(s) from List 2A, 2B or 2C, with correct corresponding dilution in Directions For Use**
- ζ For other germs -or- organisms -or- viruses -and/or- bacteria -and/or- fungi, see back label -or- panel
- Ⓟ [on] hard, nonporous surfaces [of]
- Ⓜ made of hard, nonporous materials
- <sup>f</sup> [This product] removes 10 of the most difficult laundry stains -or- 10 laundry stains: Tea, Coffee, [Red] Wine, [Blue]berry, Spaghetti -or- Tomato Sauce, Chocolate [Syrup], Mustard, Gravy, [Grape] Juice, [Ball Point] Ink.
- [†††† food grease -and/or- food oil -and/or- coffee stains -and/or- tea stains -and/or- soap scum -and/or- water marks -and/or- dirt -and/or- mud -and/or- toothpaste]
- † must preclean surface prior to disinfection
- ‡ [1/2 cup] in 1 gallon of water
- ‡ when used via presoak disinfection -and/or- through the wash
- ‡‡ vs [previous] **insert Clorox® full product name**
- \*\* based on stain removal vs. detergent alone
- \*\*\* vs. [a -or- the] [leading] [bargain -or- value] detergent alone [in HE machines]
- ✧ Kills SARS-CoV-2 on hard, nonporous surfaces