

5813-100

12/17/2014

1/57



UNITED STATES ENVIRONMENTAL PROTECTION AGENCY
WASHINGTON, D.C. 20460

OFFICE OF CHEMICAL SAFETY
AND POLLUTION PREVENTION

Ms. J. Evelyn Lawson, Federal Registration Specialist
The Clorox Company
c/o PS&RC; Post Office Box 493
Pleasanton, CA 94566-0803

DEC 17 2014

Subject: FQPA 332: Minor Label Changes per PR Notice 98-10
Puma
EPA Registration Number: **5813-100**
Application Date: November 25, 2014
Application Receipt: November 26, 2014

Dear Ms. Lawson:

This acknowledges receipt of your Notification application, submitted under the provisions of FIFRA 3(c) 9 and PR Notice 98-10.

Purpose of the Notification:

On Page Five:

Table of Contents has been updated.

On Page Six:

Added Company name for Commercial Solutions trademark.

Added NSF logo for EPA Reg. Nos. 5813-100 and 5813-100-67619; note: this has been allowed on previous registrations, e.g. EPA Reg. No 5813-50 and 67619-8 on page 6.

On Page Eight:

Added missing asterisk (*).

On Pages Twenty-seven through Twenty-nine:

Add "-or-" after HINTS in places in 1 service bulletin.

On Pages Twenty-seven through Fifty-four:

Added the following two statements on all service bulletins: "Labeling must be in possession of user at time of application." "Read and follow label affixed to the container. Refer to container label for use precautions and further information."

On Page Fifty-five:


Deleted unnecessary statement in Dilution Table.

General Comments:

Based on the review of the information submitted, the following comments apply. The Notification is **Acceptable**. A copy of the accepted Notification is attached in **Regulatory File Jacket 5813-100** for future reference.

If you have questions or concerns with regard to this Agency Letter, please contact me by email at Swift.Killian@epa.gov by telephone at **703-308-6346**. When you are submitting information or data in response to this Agency Letter, please send a copy of this Agency Letter with your response in order to facilitate processing.

Sincerely yours,



Demson Fuller
EPA Product Manager 32
Regulatory Management Branch II
Antimicrobials Division 7510P

3/
57

PUMA

NOTIFICATION

Date Reviewed: _____
Reviewed By: _____

December 17, 2014
Kilian B. Swift

**KEEP OUT OF REACH OF CHILDREN
DANGER: CORROSIVE.**

FIRST AID:


IF IN EYES: Hold eye open and rinse slowly and gently with water for 15-20 minutes. Remove contact lenses, if present, after the first 5 minutes, then continue rinsing eye. **IF ON SKIN OR CLOTHING:** Take off contaminated clothing. Rinse skin immediately with plenty of water for 15-20 minutes. **IN EITHER CASE, CALL A POISON CONTROL CENTER OR DOCTOR IMMEDIATELY FOR TREATMENT ADVICE.**
See back panel for additional precautionary labeling.

Active Ingredient:

Sodium Hypochlorite	8.25%
Other Ingredients:	91.75%
Total:	100.00%

(Yields 7.85% available chlorine)
Contains no phosphorus

NET CONTENTS _____



4/57

PRECAUTIONARY STATEMENTS: Hazards to humans and domestic animals.

DANGER: CORROSIVE.

Causes irreversible eye damage and skin burns. Harmful if swallowed. Do not get in eyes, on skin, or on clothing. Wear safety glasses -or- protective eyewear and rubber gloves when handling this product. Wash thoroughly with soap and water after handling and before eating, drinking, chewing gum, using tobacco, or using the toilet -or- restroom. Avoid breathing vapors and use only in a well ventilated area. [Remove and wash contaminated clothing before reuse.]

[Follow the manufacturer's instructions for cleaning/maintaining PPE. If no such instructions for washables, use detergent and hot water. Keep and wash PPE separately from other laundry.]

FIRST AID:

IF IN EYES: Hold eye open and rinse slowly and gently with water for 15-20 minutes. Remove contact lenses, if present, after the first 5 minutes, then continue rinsing eye. Call a poison control center or doctor for treatment advice.

IF ON SKIN OR CLOTHING: Take off contaminated clothing. Rinse skin immediately with plenty of water for 15-20 minutes. Call a poison control center or doctor for treatment advice. **IF SWALLOWED:** Have person sip a glassful of water if able to swallow. Do not induce vomiting unless told to do so by a poison control center or doctor. Do not give anything by mouth to an unconscious person.

NOTE TO PHYSICIAN: Probable mucosal damage may contraindicate the use of gastric lavage.

Call a poison control center or doctor immediately for further treatment advice. Have product container or label with you when calling a poison control center or doctor, or going for treatment. Clorox Information Line: 1-800-292-2200.

PHYSICAL OR CHEMICAL HAZARDS: Product contains a strong oxidizer. Always flush drains before and after use. **Do not use or mix with other [household] chemicals,** such as toilet bowl cleaners, rust removers, acids or products containing ammonia. To do so will release hazardous irritating gases. [Prolonged contact with metal may cause pitting or discoloration.]

For containers 5 gallons and greater:

ENVIRONMENTAL HAZARDS: This product is toxic to fish, aquatic invertebrates, oysters and shrimp. Do not discharge effluent containing this product into lakes, streams, ponds, estuaries, oceans or other waters unless in accordance with the requirements of a National Pollutant Discharge Elimination System (NPDES) permit and the permitting authority has been notified in writing prior to discharge. Do not discharge effluent containing this product to sewer systems without previously notifying the local sewage treatment plant authority. For guidance contact your State Water Board or Regional Office of the EPA.

For use with 4 to 6 gallon buckets/containers as defined in the ASTM standard; see Child Hazard Drowning Pictogram text below:

NOTICE: CHILDREN CAN FALL INTO BUCKET AND DROWN. KEEP CHILDREN AWAY FROM BUCKET WITH EVEN A SMALL AMOUNT OF WATER.



For containers less than 5 gallons:

ENVIRONMENTAL HAZARDS: This product is toxic to fish, aquatic invertebrates, oysters and shrimp.

(Household/Residential uses; 30 fl oz, 64 fl oz, 121 fl oz)

STORAGE AND DISPOSAL: Store away from children. Reclose cap tightly after each use. Store this product upright in a cool, dry area, away from direct sunlight and heat to avoid deterioration. Do not contaminate food or feed by storage, disposal or cleaning of equipment. **PRODUCT DISPOSAL:** Product or rinsates that cannot be used must be diluted with water before disposal in a sanitary sewer. **CONTAINER HANDLING:** Nonrefillable container. Do not reuse or refill this container. Recycle empty container or discard in trash.

5/57

(Professional/Institutional uses - including labels intended for restaurants, medical facilities, daycare facilities; 121 fl oz):

STORAGE AND DISPOSAL: Store away from children. Reclose cap tightly after each use. Store this product upright in a cool, dry area, away from direct sunlight and heat to avoid deterioration. In case of spill, flood areas with large quantities of water. Do not contaminate food or feed by storage, disposal or cleaning of equipment. **PRODUCT DISPOSAL:** Product or rinsates that cannot be used must be diluted with water before disposal in a sanitary sewer. **CONTAINER HANDLING:** Nonrefillable container. Do not reuse or refill this container. [Triple rinse container (or equivalent) promptly after emptying.] Recycle empty container or discard in trash.

(Professional/Institutional uses -For use with containers greater than 5 gallons):

STORAGE AND DISPOSAL: Do not contaminate food or feed by storage and disposal of this product. **STORAGE:** Store away from children. Reclose cap tightly after each use. Store this product upright in a cool, dry area, away from direct sunlight and heat to avoid deterioration. In case of spill, flood areas with large quantities of water before discarding this container in trash.

PESTICIDE DISPOSAL: Pesticide wastes are acutely hazardous. Improper disposal of excess pesticide, spray mixture, or rinsate is a violation of Federal Law. If these wastes cannot be disposed of by use according to label instructions, contact your State Pesticide or Environmental Control Agency, or the Hazardous Waste Representative at the EPA Regional Office for guidance.


(nonrefillable container)

CONTAINER HANDLING AND DISPOSAL: Nonrefillable container. Do not re-use or refill this container. Triple rinse container (or equivalent) promptly after emptying. Triple rinse as follows: empty remaining contents from this container into mix tank. Pressure rinse container thoroughly. Empty rinsate into mix tank for dilution before disposal into sanitary sewer. Repeat pressure rinse procedure two more times. Recycle empty container or discard in trash. Do not contaminate food or feed by storage and disposal of this product.

(refillable container)

CONTAINER HANDLING AND DISPOSAL: Refillable container. Refill container with this product only. Do not reuse this container for any other purpose. Pressure rinsing the container before final disposal is the responsibility of the person disposing of the container. Cleaning before refilling is the responsibility of the refiller. To clean the container prior to final disposal, empty remaining contents from this container into mix tank. Pressure rinse container thoroughly. Empty rinsate into mix tank for dilution before disposal into sanitary sewer. Repeat pressure rinse procedure two more times. Recycle empty container or discard in trash. Do not contaminate food or feed by storage and disposal of this product.

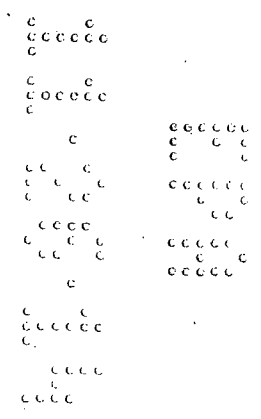
Packaging Graphics/Icons (optional):



4/57

PUMA (EPA Reg. No. 5813-100) TABLE OF CONTENTS


<p>1. Company Information 6</p> <p>2. Environmental Considerations 6</p> <p>3. Mandatory Directions for Use Statement 7</p> <p>4. Directions for Use Summary Table 7-8</p> <p>5. Laundry Use 9-14</p> <p style="padding-left: 20px;">Whitening Directions for Use (9)</p> <p style="padding-left: 20px;">Sanitization Directions for Use (9)</p> <p style="padding-left: 20px;">High Efficiency Washing Machine Maintenance (10)</p> <p style="padding-left: 20px;">List 1: Laundry Sanitization Organisms (14)</p> <p>6. Household/Commercial/Institutional Use 11-12</p> <p style="padding-left: 20px;">Disinfection Directions for Use (11)</p> <p style="padding-left: 20px;">Special Label Instructions for Cleaning Prior to Disinfection against <i>Clostridium difficile</i> endospores (11)</p> <p style="padding-left: 20px;">For Killing TB <i>Mycobacterium bovis</i> (11)</p> <p style="padding-left: 20px;">Special Instructions for Cleaning and Decontaminating Against HIV, HBV, and HCV on Surfaces/Objects Soiled with Blood/Body Fluids (12)</p> <p style="padding-left: 20px;">Food Contact Sanitization Directions for Use (12)</p> <p style="padding-left: 20px;">Non-Food Contact Sanitization Directions for Use (12)</p> <p style="padding-left: 20px;">Fruit & Vegetable Washing (12)</p> <p>7. Hospital Use 13</p> <p>8. Spray Applications 13</p> <p>9. Closure Directions for Use 13</p> <p>10. Organism Lists 14-15</p> <p style="padding-left: 20px;">List 1: Laundry Sanitization Organisms (14)</p> <p style="padding-left: 20px;">List 2: Hard, Nonporous Surface Disinfection Organisms (14-15)</p> <p style="padding-left: 20px;">List 3: Food Contact Sanitization Organisms (15)</p> <p style="padding-left: 20px;">List 4: Non-Food Contact Sanitization Organisms (15)</p> <p>11. Use Sites and Surfaces..... 16-17</p> <p style="padding-left: 20px;">List 5: Hard, Nonporous Surface Use Sites (16)</p> <p style="padding-left: 20px;">List 6: Food Contact Sanitization Use Sites (17)</p> <p style="padding-left: 20px;">List 7: Use Locations (17)</p> <p>12. Claims 18-24</p> <p style="padding-left: 20px;">General/Cleaning/Stain Removal/Deodorizing Claims (18-21)</p> <p style="padding-left: 20px;">Sanitizing/Disinfecting (22-23)</p> <p style="padding-left: 20px;">Pandemic 2009 H1N1 Influenza A virus (24)</p> <p style="padding-left: 20px;">Packaging Claims (25)</p> <p style="padding-left: 20px;">Cross-promotion Claims (26)</p>	<p>SERVICE BULLETINS</p> <p>13. Consumer Uses..... 27-29</p> <p style="padding-left: 20px;">Flower Pots and Planters (27)</p> <p style="padding-left: 20px;">Cold & Flu (27)</p> <p style="padding-left: 20px;">Litter Box (27)</p> <p style="padding-left: 20px;">Baby Furniture and Toys (27)</p> <p style="padding-left: 20px;">Pet Areas (27)</p> <p style="padding-left: 20px;">Garbage Can (27)</p> <p style="padding-left: 20px;">Refrigerator (27)</p> <p style="padding-left: 20px;">Christmas Trees (27)</p> <p style="padding-left: 20px;">Cut Flowers (27)</p> <p style="padding-left: 20px;">Wading Pools (28)</p> <p style="padding-left: 20px;">Kitchen and Bathroom (28)</p> <p style="padding-left: 20px;">Recharge HaloSource™ in Sink (28)</p> <p style="padding-left: 20px;">Recharge HaloSource™ Products in Sink (28)</p> <p style="padding-left: 20px;">Recharge HaloSource™ Products in Washer (28)</p> <p style="padding-left: 20px;">Instructions for HaloSource™ (28)</p> <p style="padding-left: 20px;">Recharge Antimicrobial HaloSource™ (28)</p> <p style="padding-left: 20px;">Exterior Mold (28)</p> <p style="padding-left: 20px;">Mold and Mildew (28)</p> <p style="padding-left: 20px;">Patio Moss and Mildew Stains (28)</p> <p style="padding-left: 20px;">Kitchenware (29)</p> <p style="padding-left: 20px;">Pet's Food and Water Bowls (29)</p> <p style="padding-left: 20px;">Cutting Boards (29)</p> <p style="padding-left: 20px;">Baby Items (29)</p> <p style="padding-left: 20px;">Kitchen Cloths (29)</p> <p style="padding-left: 20px;">Spring Cleaning (29)</p> <p style="padding-left: 20px;">Toilet Bowls (29)</p>
---	---



7/57

PUMA (EPA Reg. No. 5813-100)
TABLE OF CONTENTS continued

14. Public-Health Organism Uses	30-33	Seed Potatoes (44-45)	
Bactericidal Efficacy (30)		Meat and Poultry Washing (45)	
Virucidal Efficacy (31)		Equipment and Utensils (45)	
Fungicidal Efficacy (32)		Meat & Poultry Plant Laundry Use (45 6)	
Candida albicans Efficacy (32)		Swine Care (46)	
Reducing Exposure To Clostridium Difficile In Healthcare Settings (33)		Poultry Care (46-47)	
To Clean and Decontaminate Against HIV and HBV on Surfaces/Objects Soiled With Blood/Body Fluids (33)		Inactivating Avian Influenza A (47 48)	
15. Non-Public-Health Organism Uses (Non-Agricultural)	34	Livestock, Horses, Pets Care (47 48)	
<i>Phytophthora ramorum</i> -Cause of Sudden Oak Death in Forests (34)		Food Egg Sanitization (48)	
<i>Phytophthora lateralis</i> -Cause of Port Orford Cedar Root Disease (34)		Dairy and Creamery Equipment (48-49)	
<i>Bactrachochytrium dendrobatidis</i> -Chytrid Fungus, Fungal Pathogen of Amphibians (34)		19. Aquacultural Uses	49-50
16. General Uses	35-36	Fish Ponds and Equipment (49 50)	
Closed-Loop Laundry Dispensing (35)		Maine Lobster Ponds (49 50)	
Sanitizing Hospital Laundry (35)		Conditioning Live Oysters (50)	
Disinfection of Floors, Walls, Showers and Toilets (35)		Control of Scavengers in Fish Hatchery Ponds (50)	
Disinfecting Guide (35-36)		20. Emergency Disinfection	50-52
Asphalt or Wood Roofs and Sidings (36)		Drinking Water (50 51)	
17. Food Service Uses	37-39	Drinking Water Systems (50 51)	
How to Sanitize and Disinfect With This Product (36 37)		Floods (51 2)	
Sanitation of Restaurants and Taverns (38)		Fires (51 2)	
Sanitizing Cycle of Chemical Sanitizing Dishwashing Machines (39)		Droughts (51 2)	
18. Agricultural Uses	39-44	Main Breaks (51 2)	
Crop/Site Treatment (39-41)		21. Pool and Spa Disinfection	52-53
Asparagus Seed Treatment (39)		Spas, Hot Tubs, and Immersion Tanks (52 3)	
Pepper Seed Treatment (40)		Wading Pools (52 3)	
Tomato Seed Treatment (40)		Swimming Pools (53 4)	
Rice Seed Treatment (40-39)		22. Dilution Table	54
Plant Parasitic Nematodes and Plant Disease-Causing Fungi Quarantine (42)			
Karnal Bunt (43)			
Citrus Canker (43)			
<i>Uniola Paniculata</i> - Southern Sea Oat Seeds (44)			
Fruit & Vegetable Washing (44)			



8/57

Company Information

Satisfaction Guaranteed

Satisfaction Guaranteed! At Clorox, we have prided ourselves in making consistent quality bleach for [nearly] 100 years, and we are dedicated to ensuring your total satisfaction with our product. If you are not completely satisfied, please call the number below.

Clorox Customer Assistance (800) 292-2200

Any Questions? The experts at Clorox are standing by to answer any of your laundry or household cleaning questions.

"Clorox" is a registered trademark of The Clorox Company. Commercial Solutions is a registered trademark of ~~The Clorox Company~~ or Clorox Professional Products Company. Bottle shape is a registered trademark of the Clorox Company.

[Visit -or- Check [out] our website at] www.clorox.com [for more information] [on Clorox®] -or- Visit us at www.clorox.com -or- www.cloroxhome.com -or- A list of this product's ingredients is available at www.IngredientsInside.com -or- A list of [this product's] [**product name**] ingredients is available at [*insert company website*] -or- For more product ingredient information, visit [*insert company website*] -or- For more product ingredient information visit IngredientsInside.com. For MSDS information, please visit *insert website*. Questions [? -or- or] Comments? or Call [Toll Free] (888) 797-7225 -or- (800) 227-1860 -or- 1-800-292-2200 -or- *insert toll free number*. Write us at:
Clorox Consumer Services
P.O. Box 24305
Oakland, CA 94623

EPA Reg. No. 5813-100
EPA Est. No. 5813-CA-2 (A7), CA-3 (A8), GA-1 (A4), GA-2 (VG), IL-1 (A3), MD-2 (E6), TX-1 (A5); 71681-GA-1 (JQ), IL-2 (24)
Beginning of batch code indicates Est. No.

For Puerto Rico only
EPA Est. No. 5813-PR-1

Mfd. for & © YYYY The Clorox Company
1221 Broadway, Oakland, CA 94612
Made in U.S.A.

NSF Registration

~~5813-100~~
~~148863 (B1 B2 D1 D2 G4 Q4)~~
~~5813-100-67619~~
~~148858 (3D B1 B2 D1 D2 G4 Q4)~~



~~Product Categories: 3D, B1, B2, D1, D2, G4, Q4~~
~~PRODUCT CATEGORY DEFINITION:~~
~~3D: Substances for washing fruits and vegetables~~
~~B1: Laundry products - food contact~~
~~B2: Laundry products - non food contact~~
~~D1: Antimicrobial agents always requiring a rinse~~
~~D2: Antimicrobial agents not requiring a rinse~~
~~G4: Chlorine products~~
~~Q4: Chlorine sanitizers~~

Environmental Considerations



- [This product] will not cause damage to septic and waste water systems [when used as directed.]




- This bottle is coded for recyclers. Check to see if recycling facilities accept colored HDPE in your area. Recycle where [recycling] facilities are available.


- Contains no phosphorus -or- phosphates.

For carton: Carton made with ___% recycled paperboard, minimum ___% post-consumer. -or- This packaging material contains at least ___% post-consumer recycled paper.

For subregistration only



See how to use -or- [[Use your phone to] go here -and/or- scan [[the] tag -or- [this] code] to learn -or- get -or- see [more] uses -or- information [on how-to-use [**This Product**]] -or- [how-to] tips -or- [how-to [-use]] videos] -or- Scan here [to learn how to use] -or- [to learn more] -or- [for simple -or- easy instructions]] [(Data rates may apply)]



9/57

DIRECTIONS FOR USE

[WHERE TO USE: -or- WHERE DO I USE **THIS PRODUCT?**]

It is a violation of Federal law to use this product in a manner inconsistent with its labeling.
[Always refer to manufacturer's care instructions before using on equipment -or- devices.]

All directions may be written in numbered form or in paragraph form.

This statement only to be used on institutional labels with medical use sites and/or bloodborne pathogens.

This product is not to be used as a terminal sterilant/high level disinfectant on any surface or instrument that (1) is introduced directly into the human body, either into or in contact with the bloodstream or normally sterile areas of the body, or (2) contacts intact mucous membranes but does not ordinarily penetrate the blood barrier or otherwise enter normally sterile areas of the body. This product may be used to preclean or decontaminate critical or semicritical medical devices prior to sterilization or high level disinfection.

	[Amount (of)] this product -or- bleach	[Amount (of)] water	Instructions
[For Laundry Use] [Bleaching and/or Whitening and/or Stain Removal] -or- [To Bleach and/or Whiten and/or Remove Stains]			
Bleachable Fabrics	1/2 cup [4 oz] or Max[imum] line -or- level [in dispenser] [1 cup] [8 oz]	Standard Machine or HE -or High Efficiency Machine [Extra Large Washer -or- Heavily Stained -or- Soiled Load]	[1.] Sort laundry by color. [2.] Add detergent. [3.] Fill bleach to max[imum] line -or- level [in dispenser] or add 1/2 cup bleach to wash water. [4.] Add clothes [and start wash]. [For best results, dilute bleach with a quart of water and add to wash 5 minutes after the wash cycle has begun.] [Avoid bleaching wool, silk, mohair, leather, spandex and non-fast colors.]
[For Sanitizing -or- To Sanitize]			
Work Surfaces	2 tsp [1/3 oz]	1 Gallon	Wash, rinse, wipe surface area with bleach solution for [at least] 2 minutes, let air dry. -or- To sanitize work surfaces, wash, rinse and wipe surface area with a solution of 2 teaspoons of bleach per 1 gallon of water for [at least] 2 minutes. Let air dry.
Dishes, Glassware, Utensils	2 tsp [1/3 oz]	1 Gallon	Wash and rinse. [After washing,] soak for [at least] 2 minutes in bleach solution, [drain] and [let] air dry. -or- To sanitize dishes, glassware, and utensils, wash and rinse. [After washing,] soak for [at least] 2 minutes in a solution of 2 teaspoons of bleach per 1 gallon of water, [drain] and air dry.
Refrigerators, Freezers	2 tsp [1/3 oz]	1 Gallon	Remove food [from refrigerator -and/or- freezer]. Wash, rinse, wipe surface area with bleach solution for [at least] 2 minutes. Let air dry.
Plastic Cutting Boards	2 tsp [1/3 oz]	1 Gallon	Wash and rinse. [After washing,] soak for [at least] 2 minutes in bleach solution, let air dry.
Wooden Cutting Boards	2 Tbsp [1 oz]	1 Gallon	Wash, wipe, or rinse with detergent and water, then apply sanitizing bleach solution. Let stand 2 minutes. Rinse with a solution of 2 teaspoons of this product per gallon of water. Do not rinse or soak equipment overnight.
Baby Bottles	2 tsp [1/3 oz]	1 Gallon	Wash and rinse. [After washing,] soak for [at least] 2 minutes in bleach solution, let air dry.
Garbage Cans	1/2 cup [4 oz]	1 Gallon	After washing and rinsing, brush inside with bleach solution. Let stand for 5 minutes before rinsing.
Pet [Food -and/or- Water] Bowls	2 tsp [1/3 oz]	1 Gallon	Wash and rinse. [After washing,] soak for [at least] 2 minutes in bleach solution, let air dry.
[Kitchen] [Dish]cloths & Rags	1/2 cup [4 oz]	1 Gallon	[Pre-]wash items, then soak in solution for [at least] 5 minutes. Rinse and air dry.

10/57

	[Amount (of)] this product -or- bleach	[Amount (of)] water	Instructions
[For] [Laundry, Cleaning and] Sanitizing -or- To Sanitize <i>continued</i>			
Laundry -or- Bleachable Fabrics	1/2 cup [4 oz] 1/2 cup [4 oz]	Standard Machine HE -or- High Efficiency Machine	[1.] Sort laundry by color. [2.] Add detergent. [3.] Fill bleach to maximum line -or- level [in dispenser] or add 1/2 cup bleach to wash water. [4.] Add clothes [and start wash]. -or- Follow the laundry use directions using 1/2 cup of this product. [Avoid bleaching wool, silk, mohair, leather, spandex and non-fast colors. Use [with] a detergent.]
[For] Disinfecting -or- To Disinfect Hard Nonporous Surfaces			
Floors, Walls, Vinyl, Glazed Tiles -and/or- <i>(Insert relevant use site(s) from List 5)</i>	1/2 cup [4 oz]	1 Gallon	[Pre-]wash surface, [mop or] wipe with bleach solution[. Allow solution to contact surface] for [at least] 5 minutes. Rinse well and air dry. -or- To disinfect floors, walls, vinyl, and glazed tiles, pre-wash surface, then mop or wipe with a solution of 1/2 cup of bleach per 1 gallon of water. Allow solution to contact surface for [at least] 5 minutes. Rinse well and air dry. [For <i>Pseudomonas aeruginosa</i> , Canine parvovirus and Feline paleukopenia virus, let stand for -or- contact time is 10 minutes.]
Bathtubs, Showers [& Kitchen] Sinks	1/2 cup [4 oz]	1 Gallon	[Pre-]wash surface [and] wipe with bleach solution[. Allow solution to contact surface] for [at least] 5 minutes. Rinse well and air dry.
Nonporous Baby Toys [& Furniture]	1/2 cup [4 oz]	1 Gallon	[Pre-]wash surface, soak or wipe with bleach solution[. Allow solution to contact surface] for [at least] 5 minutes. Rinse well and air dry.
Nonporous pet toys -and/or- accessories -or- pet areas	1/2 cup [4 oz]	1 Gallon	[Pre-]wash surface, soak or wipe with bleach solution[. Allow solution to contact surface] for [at least] 5 minutes. Rinse well and air dry.
Toilet Bowl	3/4 cup [6 oz]	Toilet Bowl	Flush toilet. Pour this product into bowl. Brush bowl, making sure to get under the rim, and let solution stand for 10 minutes and flush again. -or- To disinfect a toilet bowl, flush the toilet. Pour 3/4 cup of bleach into the bowl. Brush bowl, making sure to get under the rim, and let solution stand for 10 minutes and flush again.
[For] Mold and Mildew [and Stain] Removal -or- To Remove Mold and Mildew [Stains]			
Hard, nonporous Surfaces	3/4 cup [6 oz]	1 Gallon	[Pre-]wash surface [and] wipe with bleach solution[. Allow solution to contact surface] for at least 5 minutes. Rinse well and air dry.
	1/2 cup [4 oz]	1 Gallon	[Pre-]wash surface [and] wipe with bleach solution[. Allow solution to contact surface] for at least 10 minutes. Rinse well and air dry.
[For] Deodorizing -or- To Deodorize			
Garbage Cans	1/2 cup [4 oz]	1 Gallon	After washing and rinsing, brush inside with bleach solution. Let drain.
Drains	3/4 cup [6 oz]	—	Flush drains. Pour into drain. Flush with hot water.
[For] Bleaching and/or Whitening -or- To Bleach and/or Whiten			
Wooden Surfaces	1/2 cup [4 oz]	1 Gallon	Apply for [at least] 2 minutes, rinse [and air dry].
[For] Killing Clostridium difficile [(C. diff)] [spores]			
For Killing Clostridium difficile [(C. diff)] [spores]:	1 part	8 parts	Clean hard, nonporous surfaces by removing gross filth [(loose dirt, debris, blood/bodily fluids, etc.)]. Apply 1:9 solution (8700 ppm available chlorine) and let stand for 5 minutes. Rinse and air-dry. Prepare fresh solution daily.
[For] Hospital and/or Healthcare Use -or- Disinfection -or- To Kill Pseudomonas aeruginosa			
	Use 1/2 cup of this product per gallon of water. [Pre]wash surface -or- item, then apply disinfecting -or- bleach solution. Let stand 10 minutes. Rinse [thoroughly -or- well] and air dry. -or- Follow Disinfection Directions for use. Let stand 10 minutes.		

[For additional directions for use, including Service Bulletins, visit www.clorox.com/bleachuse.] **Note to reviewer: only approved language from the most recently approved federal master label will be posted to the website.** For more tips -and/or- uses, visit www.clorox.com.

11/57

Laundry Use:

-or- For Laundry: -or- For Bleachable Fabrics:

[For] Standard & HE -or- High Efficiency Machines

[If uncertain about the dye colorfastness, test fabric by applying 1 drop of a solution made of 2 teaspoons of this product plus 1/3 cup water to hidden part of seam. Be sure to check all colors. After 1 minute, rinse and blot dry. No color change means the article can be safely bleached.]

[Avoid bleaching wool, silk, mohair, leather, spandex and non-fast colors.]

Whitening -and/or- Stain Removal:

[Whitening -and/or- Stain Removal:]		
Dose -or- Load	Standard [Machine]	HE -or- High Efficiency [Machine]
Normal -or- Regular	1/2 cup	Max[imum] line -or- level [in dispenser]
Heavy -or- Heavily Soiled -and/or- Stained	1 cup	Max[imum] line -or- level [in dispenser]

1. Sort laundry by color.
2. Add detergent.
3. Fill bleach to max[imum] line -or- level [in dispenser] or add 1/2 cup bleach to wash water.
4. Add clothes[, and start wash].

[For best laundry results, dilute 1/2 cup of this product in 1 quart of water. Add to wash 5 minutes after the wash cycle has begun.]

[For heavily soiled loads, add slightly more -or- up to 1 cup of this product [in a standard washer].]

[To handwash, pretreat stains and clean heavy soils, rinse to remove loose soil and fully soak each garment for 5 minutes in a solution of 3 Tablespoons of this product to 1 gallon of cool water. Rinse and perform a regular wash following the laundry use directions.]

[For HE Machines, follow HE machine usage instructions.]

Sanitization:

To sanitize laundry: Add 1/2 cup of this product to a standard or HE -or- High Efficiency washer following the laundry use directions.

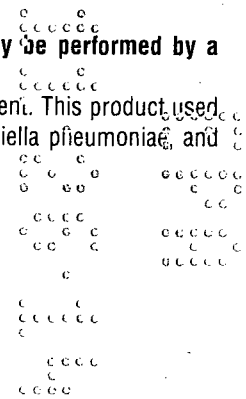
-or-

To kill 99.9% of bacteria -or- *[insert organisms from List 1]* in your laundry: Add 1/2 cup of this product to a standard washer following the laundry use directions.

-or-

FOR USE WITH *[Insert Dispenser Name]* APPROVED DISPENSING SYSTEM. Installation and service should only be performed by a *[Company Name]* Laundry Expert.

To Sanitize Laundry: Add enough of this product to reach 200 ppm (parts per million) available chlorine. Use a detergent. This product, used according to the laundry use directions is effective against *Staphylococcus aureus*, *Pseudomonas aeruginosa*, *Klebsiella pneumoniae*, and *Methicillin Resistant Staphylococcus aureus [(MRSA)]*.



13/57

Household/Commercial/Institutional Use:

[DO NOT USE ON NON-STAINLESS STEEL, ALUMINUM, SILVER OR CHIPPED ENAMEL.]

DO NOT use this product full strength for cleaning surfaces. Always dilute strictly in accordance with the directions. For prolonged use, wear gloves.

For Use on Hard, Nonporous Surfaces [(insert item from List 5: Hard, Nonporous Use Sites)]

Disinfection Directions for Use:

[For] Disinfecting:

-or-

To disinfect hard, nonporous surfaces -or- [(insert item from List 5: Hard, Nonporous Use Sites)]:

Use 1/2 cup of this product per gallon of water. [Pre]wash surface -or- item, then apply disinfecting -or- bleach solution. Let stand 5 minutes. Rinse [thoroughly -or- well] and air dry.

-or-

1. [Pre]wash surface -or- item.
2. Mix 1/2 cup this product -or- bleach per 1 gallon water.
3. Apply, let stand 5 min.
4. Rinse, [and] air dry.

[For] Toilet Bowls -and/or- bidets:

Flush toilet -and/or- Bidet. Pour 3/4 cup of this product into bowl. Brush entire bowl including rim with a scrub brush or mop. Let stand 10 minutes before flushing again.

[For] Potty Seats -or- Trainers:

Empty seat. Fill with 1/2 cup of this product per gallon of water. Let stand 5 minutes. Rinse and air dry.

[For] Litter Boxes:

Remove litter. Wash box in soap and water. Fill with 1/2 cup of this product per gallon of water. Let stand 5 minutes. Rinse and air dry.

[For] Mold and Mildew:

Use 3/4 cup of this product per gallon of water. Wash, wipe, or rinse items with water, then apply disinfecting -or- bleach solution. Let stand 5 minutes. Rinse and air dry.

-or-

Use 1/2 cup of this product per gallon of water. Wash, wipe, or rinse items with water, then apply disinfecting -or- bleach solution. Let stand 10 minutes. Rinse and air dry.

~~YYY~~Special Label Instructions for Cleaning Prior to Disinfection against *Clostridium difficile* endospores

Personal Protection: Wear appropriate barrier protection such as gloves, gowns, masks and eye covering.

Cleaning Procedure: Fecal matter/waste must be thoroughly cleaned from surfaces/objects before disinfection by application with clean cloth, mop, and/or sponge saturated with product intended for disinfection. Cleaning includes vigorous wiping and/or scrubbing, until visible soil is removed. Special attention is needed for high-touch surfaces. Clean the surfaces in patient rooms in an appropriate manner, with restrooms and other 'dirty' areas cleaned last. Do not reuse soiled cloths. **Infectious Materials Disposal:** Cleaning materials used that may contain feces/wastes must be disposed of immediately in accordance with local regulations for infectious materials disposal.

[For] Killing *Clostridium difficile* [spores]: Add 1 part bleach to 8 parts water to achieve a 1:9 dilution (~8700 ppm available chlorine) before use. Clean hard, nonporous surfaces by removing gross filth [loose dirt, debris, blood/bodily fluids, etc.]. Apply 1:9 solution and let stand for 5 minutes. Rinse and air dry. Prepare fresh solution daily. [Avoid contact with surfaces that may be damaged by bleach.] Do not use on non-stainless steel, aluminum, silver, or chipped enamel.

[For] Killing TB -or- To Kill TB -or- To Kill *Mycobacterium bovis* - BCG, (TB) -or- Tuberculocidal Efficacy: Preclean surface prior to disinfection. Add 1 part bleach to 9 parts water to achieve a 1:10 dilution (7850 ppm available chlorine) before use -or- Add 1 part bleach to 8 parts water to achieve a 1:9 dilution (~8700 ppm available chlorine) before use. Apply 1:10 -or- 1:9 solution and let stand for 10 minutes. Rinse and air dry. Prepare fresh solution daily.

Household/Commercial/Institutional Use:

14/57

Special Instructions for Cleaning and Decontaminating Against HIV, HBV, and HCV on Surfaces/Objects Soiled with Blood/Body Fluids

This product kills HIV-1, HBV, and HCV on precleaned environmental surfaces/objects previously soiled with blood/body fluids in health care settings (e.g. hospitals, nursing homes) or other settings in which there is an expected likelihood of soiling of inanimate surfaces/objects with blood or body fluids, and in which the surfaces/objects likely to be soiled with blood or body fluids can be associated with the potential for transmission of Human Immunodeficiency Virus Type 1 (HIV-1) (associated with AIDS), [Human] Hepatitis B Virus (HBV), and [Human] Hepatitis C Virus (HCV).

- Personal Protection:** When handling items soiled with blood or body fluids, use disposable latex gloves, gowns, masks, and eye coverings.
- Cleaning Procedure:** Blood and other body fluids must be thoroughly cleaned from surfaces and other objects before applying this product.
- Dilution and Contact time:** Prepare a solution of 1/2 cup of bleach + 1 gallon of water (at least 2400 ppm available chlorine) and spray or flood surface; let stand 5 minutes.
- Disposal of infectious materials:** Use disposable latex gloves, gowns, masks, and eye coverings. Blood and other body fluids must be autoclaved and disposed of according to local regulations for infectious waste disposal.

Sanitization Directions for Use:

[For] Sanitizing:

Food Contact Surfaces:

-or-

To sanitize (*insert item from List 6: Food Contact Sanitization Use Sites*):

Use approximately 2 teaspoons of this product per gallon of water to prepare a 200 ppm available chlorine solution; use chlorine test strips to determine exact available chlorine concentration -or- verify the appropriate available chlorine concentration is achieved. Wash, wipe, or rinse items with detergent and water, then apply sanitizing -or- bleach solution. Let stand 2 minutes. Air dry.

Wooden cutting boards: Use approximately two tablespoons of this product per gallon of water to prepare a 600 ppm available chlorine solution; use chlorine test strips to determine exact available chlorine concentration -or- verify the appropriate available chlorine concentration is achieved. Wash, wipe, or rinse items with detergent and water, then apply sanitizing -or- bleach solution. Let stand 2 minutes. Rinse all surfaces with a solution of 2 teaspoons of this product per gallon of water. Do not rinse or soak equipment overnight.

Non-Food Contact Surfaces:


-or-

To sanitize (*insert item from List 5: Hard, Nonporous Use Sites*):

Use 1/2 cup of this product per gallon of water. Wash, wipe, or rinse items with detergent and water, then apply sanitizing -or- bleach solution. Let stand 30 seconds. Air dry.

Fruit & Vegetable Washing:

Thoroughly clean all fruits and vegetables. Mix 1/4 teaspoon of this product in 1 gallon of water to make a sanitizing solution of 25 ppm available chlorine. Submerge fruit or vegetables in this sanitizing solution for 2 minutes. [Rinse with water, and air dry.]



15/57

Hospital Use:

[For] Hospital -and/or- Healthcare Use -or- Disinfection:

-or-

To Kill *Pseudomonas aeruginosa*:

Use 1/2 cup of this product per gallon of water. [Pre]wash surface -or- item, then apply disinfecting -or- bleach solution. Let stand 10 minutes. Rinse [thoroughly -or- well] and air dry. -or- Follow Disinfection Directions for use. Let stand 10 minutes.

Spray Applications:

This product can be diluted and spray applied for convenient broad spectrum disinfection of hard, nonporous surfaces in *(insert location(s) from List 7)*.

Directions for use:

Hard Nonporous Surfaces:

To disinfect hard nonporous surfaces, first clean surface by removing gross filth (loose dirt, debris, food materials, etc.). Make solution by adding 1/2 cup bleach + 1 gallon of water [(~2400 ppm available chlorine)].

Spray surface using a coarse spray with the bleach solution until thoroughly wet. Allow it to remain on the surface for 5 minutes. Rinse and dry.

To ensure [sodium] hypochlorite [bleach] stability, prepare solutions daily.


Closure Directions for Use:

to be molded into the Child-Resistant Cap

Squeeze -or- Press -or- Pinch -or- Push -or- Depress -or- Grasp -or- Force -or- Pressure -or- Crush [Sides] and -or- & Lift [Up] -or- Pull [Up] -or- Raise [Up] -or- Tilt [Up] -or- Pick Up -or- Elevate

-or-

Push -or- Thrust -or- Drive -or- Ram -or- Move -or- Force and -or- & Twist -or- Wind -or- Coil -or- Curl -or- Twirl -or- Bend -or- Rotate -or- Turn -or- Screw -or- Wrench



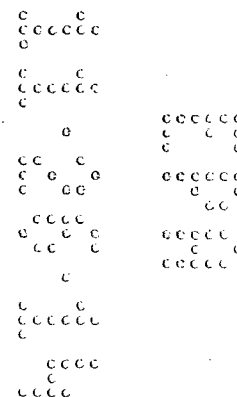
16/57

List 1: Laundry Sanitization Organisms	
Bacteria	ATCC and/or Strain number]
Klebsiella pneumoniae	[ATCC 4352]
Methicillin Resistant Staphylococcus aureus [(MRSA)]	[ATCC 33592]
Pseudomonas aeruginosa	[ATCC 15442]
Staphylococcus aureus	[ATCC 6538]
List 2: Hard, Nonporous Surface Disinfection Organisms	
Bacteria	
Acinetobacter baumannii	[ATCC 19606]
Clostridium difficile [(C. diff)] [spore] ^{yyy}	[ATCC 43598]
Community Acquired Methicillin Resistant Staphylococcus aureus [- (CA-MRSA)]	[NARSA NRS123] [(Genotype USA400)]
Escherichia coli O157:H7 [(E. coli)]	[ATCC 35150]
Extended Spectrum Beta Lactamase producing Escherichia coli [(ESBL producing E. coli)]	[ATCC BAA-196]
Legionella pneumophila [(the bacteria that causes Legionnaire's disease)]	[ATCC 33153]
Methicillin resistant Staphylococcus aureus [- (MRSA)]	[ATCC 33592]
Pseudomonas aeruginosa ¹	[ATCC 15442]
Salmonella enterica [(a common cause of food-borne illness)]	[ATCC 10708]
Shigella dysenteriae [(a common cause of food-borne illness)]	[ATCC 11835]
Staphylococcus aureus [(a common cause of Staph infection)]	[ATCC 6538]
Streptococcus pneumoniae	[ATCC 6305]
Streptococcus pyogenes	[ATCC 19615]
Vancomycin Resistant Enterococcus faecalis [(VRE)]	[ATCC 51575]
Mycobacterium	
Mycobacterium bovis [(BCG)] (Tuberculosis -or- TB) [†]	
Mold, Mildew, Fungi	
Aspergillus brasiliensis (<i>tested as Aspergillus niger</i>) [(mildew)]	[ATCC 16404]
Candida albicans	[ATCC 10231]
Trichophyton mentagrophytes [(a common cause of Athlete's Foot)]	[ATCC 9533]

¹10 min[ute] contact time

^{yyy} Follow [the] Special Instructions for Cleaning Prior to Disinfection [listed on label]

[†] must preclean surface prior to disinfection.



17/57

List 2: Hard, Nonporous Surface Disinfection Organisms continued	
Viruses [±]	ATCC and/or Strain number
Viruses Enveloped[±]	
[±]2009-H1N1 Influenza A virus [(Novel H1N1)]	[Strain A/Mexico/4108/2009 CDC #2009712192]
[±]Avian Influenza A virus [(H3N2)]	[Strain A/Washington/897/80 X A/Mallard/New York/6750/78 [ATCC VR-2072]
[±]Cytomegalovirus	[Strain AD-169] [ATCC VR-538]
[±]Herpes Simplex virus type 2 [causative agent of genital herpes]	[(Strain G)] [ATCC VR-734]
[±]Human Coronavirus	[Strain 229E] [ATCC VR-740]
[±]Influenza A virus [Influenza A2] [Flu Virus]	[ATCC VR-544, Strain Hong Kong]
[±]Influenza B virus	[Strain B/Hong Kong/5/72] [ATCC VR-823]
[±]Parainfluenza virus [(type 3)]	[(Strain C243)] [ATCC VR-93]
[±]Respiratory Syncytial virus [(RSV)] [(cause of respiratory infections in infants)]	[(Strain Long)] [ATCC VR-26]
[±]Rubella virus [(German Measles virus)]	[Strain M-33] [ATCC VR-315]
[±]Varicella Zoster Virus	[ATCC VR-1367]
Viruses Non-Enveloped[±]	
[±]Adenovirus [type 2] [(common cause of respiratory infections)]	[Strain Adenoid 6] [ATCC VR-846]
[±]Canine Parvovirus ¹	[Strain Cornell] [ATCC VR-2017]
[±]Feline Calicivirus [as surrogate for Norovirus -or- Norwalk Virus]	[ATCC VR-782]
[±]Feline Parvovirus ¹ [(Feline panleukopenia virus)]	[ATCC VR-648]
[±]Hepatitis Type A virus [(HAV)]	[Strain HM-175]
[±]Poliovirus [type 1]	[Strain Chat] [ATCC VR-1562]
[±]Rotavirus [(most) common cause of childhood diarrhea]	[Strain WA]
[±]Rhinovirus type 37 [(a [common] cause of the common cold)]	[ATCC VR-1147, Strain 151-1]
Bloodborne Pathogens	
[±]Human Hepatitis B virus [(as duck HBV)] [(HBV)]	
[±]Human Hepatitis C Virus [(as bovine viral diarrhea virus)] [(HCV)]	
[±]Human Immunodeficiency Virus Type 1 [(HIV-1)]	[(Strain HTLV-III _B)]
List 3: Food Contact Sanitization Organisms	
Escherichia coli O157:H7 [(common cause of food-borne illness)]	[ATCC 35150]
Listeria monocytogenes [(common cause of food-borne illness)]	[ATCC 19111]
Salmonella typhi [(common cause of food-borne illness)]	[ATCC 6539]
List 4: Non-Food Contact Sanitization Organisms	
Bacteria	
Klebsiella pneumoniae	[ATCC 4352]
Staphylococcus aureus [(common cause of Staph infection)]	[ATCC 6538]

110 min[ute] contact time

18/57

Use Sites and Surfaces:

List 5: Hard, Nonporous Surface Use Surfaces

Kitchen:

Appliances	Glass	Stoves
Brushes	Latex enamel painted woodwork	Stovetops
Cabinet -or- drawer handles	Linoleum	Thermometers
[Ceramic] glazed tile [floors or countertops]	Lunchboxes	Trash cans
Countertops	Ovens	Trash compactors
Faucets	Plastic laminate	Vinyl
Floors	Refrigerator [handles]	Walls
Freezers	Refrigerators	Work surfaces
Garbage cans	[behind and under] Sinks ††	
Garbage disposals	Solid surface -or- sealed granite countertops	

†† hard, nonporous surfaces of

Bathroom:

[Bath]tubs	Glazed Porcelain	Sinks
Cat litter boxes	Potty seats -or- trainers	Thermometers
Combs and brushes	Shower curtains	Glazed Tile
Countertops	Shower doors	Toilets [handles]
Faucets	Shower walls	Urinals
Floors	Showers	Vinyl

Baby[']s Nursery -and/or- Items:

Baby Bathtubs	Diaper pails	Painted cribs
Bumpers	Hard, nonporous toys	Plastic mattress covers
Changing tables	High chairs	Playpens
		Restaurant High Chairs

Outdoors:

Barbeque[s] [grills]	Outdoor siding	Sports equipment
Bike -or- bicycle	Plastic patio furniture	Sealed Stucco
Finished woodwork (decks, fences, arbors, trellises, benches, and patio furniture)	Playground sets	Sides of house
Flower pots -and/or- planters	Sealed Brick	Glazed Tile
Golf balls -and/or- clubs	Sealed Driveways, walkways, and sidewalks	Wading -or- kiddie pools
	Sealed Patio stone	

For heavy soil, preclean surface before disinfecting.

Cars:

Dashboard	Door handles	Steering wheel
-----------	--------------	----------------

19/
57

Use Sites and Surfaces: continued

List 6: Food Contact Sanitization Use Surfaces:

Baby bottles	Glassware	Sippy cups
Countertops	Plastic [baby] feeding spoons	Stainless cutlery
Dishes	Plastic cutting boards	Stainless utensils
Food Contact Surfaces	Pots and pans	[Travel] mugs
Freezers	Refrigerators	

List 7: Use Sites -or- Locations:

For Use In: -or- This product can be used on hard, nonporous surfaces in ***(Enter site(s) or location(s) from List 7)***

Airplanes	Health Clubs	Offices
[All] Around the House	Homes [(including kitchens, -and/or- bathrooms, -and/or- nurseries, -and/or- sick rooms, -and/or- laundry rooms)]	Patient Rooms
Ambulances	Hospital Premises	Pet Kennels
Animal Care Facilities -or- Hospitals	Hospitals	Physicians' -or- Pediatricians' Offices
Animal Husbandry	Hotels -or- Motels -or- Condominiums	Play -or- Common Areas
Attics	Household Premises	Playrooms
Automobiles -or- Cars	Households	Playgrounds
Barbeque -or- Grill Areas	House[hold]s	Pools
Bathrooms	Institutional [establishments -or- premises]	[Public] Restrooms
Cafeterias	Institutions	Public Transportation
Casinos	Kennels	Resorts
Churches	Kitchens	Restaurants
Classrooms	Laboratories	School Buses
Clinics	Laundry	Schools
Closets	Locker Room Facilities	Shelters
Commercial [establishments -or- premises]	[Manicure] [Pedicure] Salons	Shopping Carts
Day Care [Centers]	Meat Processing Plants	Sick Rooms
Dental Offices	Medical Clinics -or- Offices	Spas
Diners	Military Installations	Sports Facilities
Dorms	Movie Theaters	Storage Areas
Eating establishments	Nursing Homes	Stores
Elder Care Center	Nurseries	Timeshares
[Emergency] Waiting Rooms	Office Buildings -or- Places -or- Areas -or- Environments	Toilet Areas
Food Processing Plants/Facilities		Universities
Gyms		Veterinary Offices -or- Premises
		Work places -or- Environments -or- Areas

20/
57

General/Cleaning/Stain Removal/Deodorizing Claims:

Now -and/or- New[!] -and/&/or- Improved[!] to be used as a claim descriptor only for the first 6 months of product on shelf

- 1/2 cup = 1 load [for the same great result[s]*
- 1.37X Concentrated Bleach*
- 2 in 1 solution for cleaning and laundry
- 2-in-1 laundry and cleaning
- [3-in-1 clean] [3x clean]: Cleans, whitens and removes stains
- 10x deep cleaning benefits^{ff}
- [100 year] Anniversary -and/or- vintage [Edition]
- A classic -or- essential cleaner -or- cleaning product
- Add **This Product** to your detergent and get more pristine whites
- Advanced -or- Proprietary whitening technology
- All-in-one cleaning and laundry solution
- All you need [now] is [half] -or- [1/2] [of] [a] cup for your laundry needs!*
- Anti-Allergen (non-living)
- Best Whitening, Guaranteed [1-800-292-2200]
- Before 3/4 cup --> Now [use] 1/2 cup [for laundry [use]]
- Bleach has never been easier to use!*
- Bleach Works
- Bleaches Out Tough Stains
- Boosts Cold Water Cleaning -or- Washing Power
- Boost Laundry Cleaning Power
- Boosts the performance of your HE -or- High Efficiency machine
- Brighten[s] Laundry [Whites]
- Brightens whites
- Clean laundry begins with a clean machine
- Clean Pour
- Cleans [Deodorizes,] [and][,] Whitens [and][,] [Brightens] [and Works in Cold Water][!]
- Cleans -and/or- Deodorizes [Around The House]
- Cleanses -and/or- whitens [the clothes]
- Cleans your [HE -or- High Efficiency] washing machine
- Clean[s] White[s]
- Cleaning booster [even] in -or- on cold water washing
- [Clorox] Centennial [Anniversary]
- Cold Water Booster
- Collectible -or- collector's edition [bottle -or- label].
- Commercial -and/or- Institutional Use
- [Compatible] For Use In High Efficiency -or- HE [Washing] Machines
- Concentrated = Same Cleaning -and/or- Whitening Power[!] [as before]*
- [Concentrated [!]] [For the same great result[s] -or- For whitest whites,] [Now] use 1/2 cup**** -or- use [33% -or- 1/4 cup -or- 1/3] less[*][than before*] [vs. -or- compared to [previous] Clorox® Regular-Bleach [EPA Reg. No. 5813-50]]
- Concentrated [cleaning power] [to] clean more with less^f
- Concentrated formula gives you more cleaning -and/or- whitening per load[*], [**]
- Concentrated formula gives you more cleaning -and/or- whitening [power] per load [in [an] HE washer[s] -or- machine[s]][*], [**]
- Concentrated formula gives you the same [whitening] -or- [cleaning] [power] or [results] or [performance] as [the -or- your] [previous -or- old -and/or- non-concentrated bleach -or- Clorox® Regular-Bleach [EPA Reg. No. 5813-50]]
- Concentrated formula gives you the same number of uses as the old -or- non-concentrated -or- previous [96 oz] -or- [182 oz] [Clorox® Regular-Bleach [EPA Reg. No. 5813-50]] bottle
- Concentrated formula -or- whitening power [in an easy -or- easier-to-handle -or- pour -or- store -or- carry -or- use -or- control bottle]* **Note to reviewer: qualifier to be used with "easier"**
- [Concentrated formula] [so you can] [-] use less*
- [Concentrated [!]] [Now] use 1/2 cup for laundry [use] -or- use [33% -or- 1/3 -or- 1/4 cup] less [for the same great result[s] -or- for whitest whites]*
- Concentrated power to clean -and/or- whiten
- Concentrated **This Product**
- Concentrated **This Product** [along] with detergent cleans whites better in cold than detergent alone cleans in hot, saving you money every year [on your energy bills]
- [[Concentrated] **This Product**] gives you the whitest whites in -or- on your energy efficient, cold water loads -or- setting
- [Concentrated **This Product** is] [still] great for cleaning!
- [[Concentrated] **This Product.**] [It] still whitens better than any other bleach
- [[Concentrated] **This Product.**] [It] still whitens better than any other bleach [in [an] HE washer[s] -or- machine[s]]
- Concentrated - Use Less*
- Concentrated whitening -and/or- cleaning formula -or- power
- Concentrated whitening power [in every drop -or- per washload] [in [an] HE washer[s] -or- machine[s]]
- Deep clean
- Deep powerful cleaning [action]
- Delivers great results in cold water [so that you don't need to wash in warm water, saving you money every year]
- Delivers great results when you use with your machine's cold water setting
- Deodorizer
- Deodorize[s]
- Deodorizing
- Detergent alone is not enough [to get out your toughest stains]
- Doesn't need the extra energy it takes to make the water hot
- Don't forget to run an HE -or- High Efficiency maintenance cycle with **This Product!**
- Easy way to get whiter whites

*vs. -or- compared to [previous] Clorox® Regular-Bleach [EPA Reg. No. 5813-50]

**[in [an] HE washer[s] -or- [machine[s]]

****for laundry use -or- per load

[vs. non-concentrated liquid bleach]

^{ff}[This product] removes 10 of the most difficult laundry stains -or- 10 laundry stains: Tea, Coffee, [Red] Wine, [Blue]berry, Spaghetti -or- Tomato Sauce, Chocolate [Syrup], Mustard, Gravy, [Grape] Juice, [Ball Point] Ink.

21/57

General/Cleaning/Stain Removal/Deodorizing Claims:

Now -and/or- New!! -and/&/or- Improved!! to be used as a claim descriptor only for the first 6 months of product on shelf

- Easy -or- easier to handle -and/or- use -and/or- carry -and/or- pour -and/or- store -and/or- control [bottle][*] **note to reviewer: qualifier to be used with "easier"**
- Easier way to get whiter whites*
- Eliminates -or- fights odors
- Eliminates -or- Removes Odors
- For Standard and HE -or- High Efficiency machines
- For Cold Washing
- For A Clean[er], Fresh[er] Household [& -or- and] Laundry
- For [HE] [Front loading] Washing Machines
- For odor-free laundry
- For [Use in] Standard -and/or- Top Load -and/or- HE -and/or- Front Load [Washing] Machines
- Formulated for baby's white clothes
- [Free!!] Measuring Cup!!
- Free of dyes and perfumes -or- Dye [and perfume][-]free
- Freshens
- Gets Even Your Dirtiest Clothes White
- Great For Cold Water [Cleaning]
- Get whitening -or- stain removal with ease
- Get[s] whites their whitest
- Gives you the [cleanest] [whitest] whites in standard and HE -or- High Efficiency machines
- [Great around the home!] [For cleaning and laundry!]
- [Great] for [the] school[s] -and/or- classroom[s] -and/or- work -and/or- [the] office
- Great for use around the home -and/or- workplace -and/or- laundry room
- [Great -or- Perfect -or- Effective] for cleaning up after your pets -or- dog[s] -or- cat[s] -or- puppy -or- kitten
- Great Value
- Helps to maintain your HE machine
- High[er]* Strength Bleach [than [previous] Clorox® Regular-Bleach [EPA Reg. No. 5813-50]]
- High[er]* Strength -or- whitening performance bleach [in HE washers] [than -or- vs. previous Clorox® Regular-Bleach [EPA Reg. No. 5813-50]]
- Improved -or- better whitening [formula][in an HE -or- a High Efficiency machine][*]
- Improved -or- Better whitening power [in [an] HE machine[s] -or- washer[s]][*], [**]
- Improved stain remover [in [an] HE machine[s] or washer[s]][*], [**]
- Improved whitening -or- stain removal action [in [an] HE machine[s] or washer[s]][*], [**]
- [In a bottle] [designed for] better control*
- In-wash booster
- Keep a bottle of **This Product** in the kitchen -and/or- the bathroom -and/or- the laundry room -and/or- the garage
- Keeps whites brighter longer
- Keeps your whites beautiful
- [It's] Clorox clean
- [Just as] gentle on bleachable fabrics [as before*]
- Laundry Looks -and/or- Smells Clean
- Less water [in the product] gives you more cleaning -or- whitening per load*, **
- Less water [in the product] [gives you] more cleaning -or- whitening power -or- ingredients [per load -or- in every drop] [in [an] HE washer[s] -or- machine[s]]* [**]
- Limited time [offering]
- Liquid cleaning washing compound
- Made with [new] [innovative] processing technology
- More cleaning -and/or- whitening -and/or- stain removal power per drop†
- More Value [Than Before]
- More whitening in every -or- per washload[*], [**]
- More whitening power [in every drop -or- per washload] [in [an] HE machine[s] -or- washer[s]][*], [**]
- [My] Clorox [bleach] is [now] [even] more practical to use*
- New Look -or- Presentation
- No lime or acids in this solution
- Now use 1/2 cup instead of 3/4 cup for laundry [whitening]*
- Now with less water [in the product]!*
- [Now] You get more with the new formula when you use the same amount [as before]*
- Only [half] -or- [1/2] a cup for your laundry needs!*
- Powerful Cleaning Action
- [[Proprietary Whitening Technology] = [for]] Whitest Whites
- [Proprietary Whitening Technology [=]] Guaranteed best whitening [1-800-292-2200]
- [Proprietary Whitening Technology] keeps whites their whitest [over time] [, Guaranteed] [1-800-292-2200]
- Proudly Made in [The USA] [North America] [The United States]
- Regularly using **This Product** can save you money by helping your clothes last longer from removing stains that would have caused you to discard them
- Removes common Non-living household Allergens.
- Remove[s] dirt
- Removes stains -and/or- mildew.
- Removes [Tough] Stains [better than detergent alone] [and whitens whites]
- Removes [tough] stains to get [your] whitest whites
- Remove[s] what detergent can -or- may leave behind
- Removes old set-in stains
- Removes tough stains to get your whitest whites
- Renews whites
- Rids -or- Gets Rid of hard to remove stains [better than detergent alone]
- [Rids] the buildup in [HE] or [High Efficiency] machines
- Same -and/or- Unbeatable -and/or- Great Whitening Power [as before][*] -or- [vs. -or- compared to [previous] Clorox® Regular-Bleach [EPA Reg. No. 5813-50]]
- Same -and/or- Unbeatable -and/or- Great Whitening[*] [as before*] -or- vs. -or- compared to [previous] Clorox® Regular-Bleach [EPA Reg. No. 5813-50]]
- Same cleaning efficacy as always -or- before*

*vs. -or- compared to [previous] Clorox® Regular-Bleach [EPA Reg. No. 5813-50]

**[in [an] HE washer[s] -or- [machine[s]]

[vs. non-concentrated liquid bleach]

22/
157

General/Cleaning/Stain Removal/Deodorizing Claims:

Now -and/or- New[!] -and/&/or- Improved[!] to be used as a claim descriptor only for the first 6 months of product on shelf

- Same cleaning -or- stain removing power [as before]*
- Same [great] results [as Clorox® Regular-Bleach [EPA Reg. No. 5813-50]]!
- Same number of loads -or- uses[*] [as before* -or- vs. -or- compared to -or- as [previous] Clorox® Regular-Bleach [EPA Reg. No. 5813-50]]
- Same number of uses as [your] 96 oz -or- 182 oz [non-concentrated] Clorox® Regular-Bleach [EPA Reg. No. 5813-50]
- Same number of uses -or- loads as [your] [previous] 96oz -or- 182oz [non-concentrated] Clorox® Regular-Bleach [(EPA Reg. No. 5813-50)]
- Same -or- Concentrated cleaning -and/or- whitening [ingredients -or- power] [in every drop -or- per washload] [as before][*] **Note to reviewer: qualifier to be used with "same" or "as before"**
- Same power to remove stains [as before]*
- Same price as [your] 96 oz -or- 182 oz [non-concentrated] Clorox® Regular-Bleach [EPA Reg. No. 5813-50]
- Same great results with less bleach*
- Same unbeatable whitening -and/or- cleaning [power] [in a bottle that [is designed to] give[s] [me] better control]*
- Same unbeatable whitening [in a bottle that is designed for -or- gives me better control]*
- Satisfaction Guaranteed [1-800-292-2200]
- Sparkling White[s]
- Specially formulated for maximum stability
- Still the same usage amount -or- number of uses as the old -or- previous -and/or- 96 oz -or- 182 oz [Clorox® Regular-Bleach] bottle
- [Specially formulated] [so you] [now] [only] use 1/2 cup [for laundry [use] [for the same great result[s]] -or- [for whitest whites]*
- Stain dissolving technology -or- dissolves stains
- Stain-removing power
- Takes less space in your cupboard*
- The bleach brand used by 30 -or- thirty million moms [for 4 [four] generations] [for [over] 100 -or- one hundred years] [since 1913]
- The concentrated cleaning power still gets whites their whitest*
- [The] cleaning -and/or- whitening power you want [when you need it]
- [The] household essential
- The Original [All -or- Multi Purpose] Cleaner
- [The same -or- previous amount -or- dose [now]] yields more*
- [The] Same clean [[while] using [even] less]*
- [The same] cleaning excellence -or- excellence in cleaning*
- [The] Same Clorox Clean -or- White [[while] using less [bleach]]*
- The same unbeatable -or- unsurpassed whitening*
- [The] same whitening power [I expect from Clorox [bleach]] [as before]*
- [The] smart[er] way to clean -or- do laundry
- The stain remover for whites
- The white line is the Clorox line
- [**This Product,**] a clean you can smell
- [**This Product,**] an essential household item
- [**This Product]** doesn't need hot water to work
- [**This Product,**] essential for your disaster preparedness box -or- checklist
- **This Product** Gets Even Your Dirtiest Clothes White
- [**This Product** gives you] better -or- improved whitening [than ever before] [in [an] HE washer[s] -or- machine[s]][*], [**]
- [**This Product]** gives you tough stain removal and easy whitening
- [**This Product]** gives you whitening with ease -or- pouring with ease -or- controlled whitening -or- whitening without effort
- [**This Product]** has advanced whitening technology that is not available in detergent
- [**This product** is] [now[!]] [33% More] concentrated
- [This product] [is] [now] [comes] [in] [a] compact -and/or- new -and/or- improved -and/or- better [form] **note to reviewer: qualifier to be used with "improved" or "better"**
- [**This product** is [now]] concentrated for tough stain removal and is easy to pour*
- [**This Product** is [now]] concentrated with a high performance -or- precision formula [in [an] HE washer[s] -or- machine[s]]* [**]
- [**This Product,**] keep a bottle in the kitchen -and/or- bathroom -and/or- laundry room -and/or- garage
- [**This Product]** lets you use cold water which requires no extra energy
- [**This Product]** makes cleaning easy
- [**This Product** [now] has] concentrated whitening power [in an easy-to-handle bottle]
- [**This Product,**] useful in so many ways
- **This Product** whitens better than ever before [in [an] HE machine[s] or washer[s]][*], [**]
- Throwback -or- retro [bottle -or- label -or- package]
- Tough stain fighting power
- Use 1/2 cup [for laundry use -or- per load][for whitest whites -or- for the same great result[s]*]
- Use 1/2 cup instead of 3/4 cup for laundry [whitening -and/or- cleaning]*
- Use 1/2 cup vs. 3/4 cup [for laundry [use]]*
- Use less [bleach] [for] [the same] [great] [results]*
- Use less [,] [for the] same cleaning power [as before]*
- Use less vs. other non-concentrated bleach
- Use **This Product** and save money—it cleans your clothes and your [HE -or- High Efficiency] laundry machine at the same time
- Use **This Product** and see the difference [in -or- on your clothes -or- whites -or- stains][*], [**]
- Use **This product** and see the difference [in -or- on your clothes -or- whites -or- stains] [in [an] HE washer[s] -or- machine[s]][*], [**]
- Use **This Product** for a clean made easy
- Use **This Product** for a Clorox clean

* vs. -or- compared to [previous] Clorox® Regular-Bleach [EPA Reg. No. 5813-50]

**[in [an] HE washer[s] -or- [machine[s]]]

[Same number of loads as [previous] [96 oz -or- 182 oz] Clorox® Regular-Bleach]

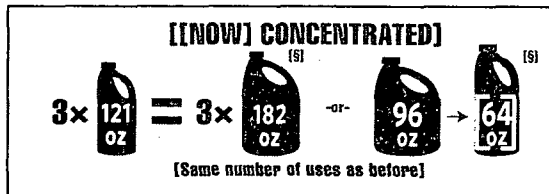
23/
157

- Use ***This Product*** for whitest whites
- Use ***This Product*** -or- Clorox Bleach for pristine whites
- Use ***This Product*** regularly to help prevent stains from building up -or- getting worse
- [Use] ***This Product*** [to] [effectively] remove[s] [juice] [berries] [ketchup] [mud] [dirt] [grass] [coffee] [red wine] [spaghetti] [mustard] [tea] stains!
- Using ***This Product*** -or- bleach is easier than ever*
- Using ***This Product*** with the leading detergent [whitens] -or- [cleans] better in cold water than just using the leading detergent alone in warm water
- [Value] [Size] [2 -or- 3 -or- 4] Pack
- [Versatile] Multi-purpose cleaner
- [Visit -or- Check [out] our website at] www.clorox.com [for more information] [on Clorox®]
- Washing Machine Cleaner
- White [Brite] [Bright]
- Whitening your whites has never been easier*
- Whitens and brightens
- Whitens -and/or- removes stains even on cold water [washing]
- Whitens better than detergent alone [and is easy to pour]
- Whitens [Bleachable Fabrics]
- Whitens [whites] [and removes stains]
- Whitens whites by removing [tough] stains
- Whitest Whites
- Whitest Whites [Technology]
- With concentrated ***This Product***, I will get stains out -or- remove stains the first time
- With concentrated ***This Product***, I will get the whitest whites the first time
- Works [Even] In Cold Water!
- Works in your maintenance cycle [too]

* vs. -or- compared to [previous] Clorox® Regular-Bleach [EPA Reg. No. 5813-50]

**[in [an] HE washer[s] -or- [machine[s]]]

These graphics may show a different number of bottles or different sizes to accommodate various units of sale)



[Same number of loads as [previous] [96 oz -or- 182 oz] Clorox® Regular-Bleach]

24/
57

Sanitizing/Disinfecting:

Now -and/or- New[!] -and/&/or- Improved[!] to be used as a claim descriptor only for the first 6 months of product on shelf

- 3-in-1: Cleans, whitens, and disinfects
- 5-in-1: cleans, disinfects, whitens, brightens [and] removes odors
- [64oz bottle] Makes 16 gallons of disinfecting solution **this claim to be used only for 64 oz bottle**
- [121oz bottle] Makes 30 gallons of disinfecting solution **this claim to be used only for 121 oz bottle**
- A few surprising uses of bleach -or- **This Product**. Disinfecting [pet] toys -and/or- Sanitizing baby bottles -and/or- sippy cups -and/or- plastic cutting boards -and/or- travel mugs -and/or- pet bowls.
- A germicide & disinfectant
- Antibacterial
- Antibacterial produce rinse -or- soak -or- wash
- Antifungal
- Bactericide
- Bactericidal
- Can be used as a produce -or- vegetable -or- fruit rinse -or- soak -or- wash
- Can be used to disinfect your pet's accessories and nonporous toys
- Can be used to sanitize -and/or- clean your baby's laundry -and/or- clothes -and/or- cloth diapers
- Clean. Disinfect. Protect.†††
- Clean -and/or- disinfect -and/or- remove [tough] stains with less product [than before]*
- Cleans -and/or- Disinfects -and/or- Whitens -and/or- Sanitizes with -or- using less bleach [than before]*
- Clean[ing][s] -and/or- disinfect[ing][s] -and/or- protect[ing] [s] [the] [your] (**insert site or location from List 7**) [area] [environment] against -or- from -or- by killing [99.9% of] [household] germs^[SS] -and/or- bacteria -and/or- viruses
- Clean[s] away -or- out and [Kill[s]] [Eliminate[s]] [Destroy[s]] [Remove[s]] [Wipe[s] away -or- out] [Attack[s]] [Get[s] rid of] [99.9% of] [the] bacteria -and/or- germs^[SS] -and/or- viruses [commonly found in (**insert site or location from List 7**) [areas] [environments]]
- Cleans and Disinfects
- Concentrated disinfecting ingredients -or- power [in every drop]
- Disinfect -and/or- Deodorize -and/or- Kill [99.9% of] Germs^[SS] on -or- in (**insert surface or site from list 5 or 7**)
- Disinfect for a Clorox® [bleach] clean
- Disinfectant
- Disinfecting
- Disinfect[ing] [for] [the] [your] entire home
- Disinfects
- Disinfects and deodorizes by killing [most] germs and their odors
- Disinfect[s] -and/or- kill[s] [99.9% of] germs with only 1/2 cup
- Disinfects -and/or- Sanitizes -and/or- Deodorizes -and/or- Eliminates Odors -and/or- cleans [around the house]
- [Disinfects -and/or- Sanitizes] [, Eliminates Mildew] And Deodorizes
- Disinfects (**insert site or location from List 7**)
- Disinfects hard, nonporous surfaces against (**insert organism from List 2**)
- Disinfects pet areas, accessories and nonporous toys [including kennels -and/or- litter boxes -and/or- floors]
- Disinfects [potable] drinking water [in emergency situations]
- Disinfects your home -and/or- kitchen -and/or- bathroom -and/or- garage-and/or- sink -and/or- tub -and/or- toilet
- Eliminates germs -and/or- bacteria
- Eliminates odor causing bacteria and prevents the build-up of odors in your [HE] laundry machine
- Eliminates Odors, Whitens and Disinfects
- Fight[s] -and/or- kill[s] -and/or- effective against Avian influenza [virus] [on environmental -and/or- hard, nonporous surfaces]
- [Fight[s]] [Kill[s]] [Effective] [Protect[s]] [against] (**insert organism from List 2**)
- [Fight[s]] [Stop[s]] [Kill[s]] [Eliminate[s]] [Destroy[s]] [Remove[s]] [Wipe[s] away -or- out] [Attack[s]] [Get[s] rid of] [99.9% of] [the] germs^[SS] -and/or- bacteria -and/or- mold -and/or- viruses [that [can] cause [the] [common] cold -and/or- flu] [in your] (**insert site or location from List 7**) [area] [environment]]
- For institutional use
- Fungicidal -or- Fungicide
- Germicidal -or- Germicide
- Gets Rid Of Germs ^[SS] -and/or- Dirt
- Help prevent the spread of [the] cold and flu viruses†† [in your home -or- office]
- [Helps] Eliminate[s] -or- Reduce[s] odor [causing bacteria] [from your [HE] machine]
- [Helps] Prevent[s] [the] build-up of odor-causing bacteria [in your machine]
- Hospital Disinfectant
- Inexpensive and effective business place disinfectant
- It's amazing what you can use **This Product** for: disinfecting toys -and/or- sanitizing baby bottles -and/or- sippy cups -and/or- plastic cutting boards -and/or- travel mugs -and/or- pet bowls
- Kills [99.9% of] [common household] germs^{SS} -or- bacteria
- Kills 99.9% of (**insert organism from List 1**) in your laundry
- Kills [99.9% of] [household] mold [and mildew]
- Kill[s] [99.9% of] bacteria on the surfaces you[r kids] touch every day
- Kills [99.9% of] flu virus†
- Kills 99.9% of germs -or- bacteria -or- cold and flu viruses†† [common household germs] in 5 minutes **This claim is only to be used on labels with organisms/use instructions with a 5 minute contact time. Not to be used for labels listing Polio virus, Canine Parvovirus, Feline Parvovirus, Mycobacterium bovis or Pseudomonas aeruginosa since these organisms have a 10 minute contact time.**
- Kills 99.9% of germs in your laundry^Y
- Kills [99.9% of] [household] viruses that cause colds and the flu: Rhinovirus and Influenza A virus
- Kills [99.9% of] (**insert organism from List 2**) [on (**insert surface from List 5**)] [in (**insert site or location from List 7**)]
- Kills 99.9% of **insert organisms from list 3 or 4**
- Kills [99.9% of] [many] germs^[SS] -and/or- bacteria
- Kills [99.9% of] surface germs^[SS] and bacteria^{YY} (^{YY}**insert organism from List 2**)
- Kills [99.9% of] [the] cold -and/or- flu virus[es]††
- Kills [99.9% of] [the] germs^[SS] around your home -or- house
- Kills [99.999% of] [*Clostridium difficile* (*C. diff*) spores^{YYY}

25/57

Sanitizing/Disinfecting: continued

Now -and/or- New[!] -and/&/or- Improved[!] to be used as a claim descriptor only for the first 6 months of product on shelf

- Kill[s] -and/or- eliminate[s] -and/or- disinfect[s] -and/or- remove[s] -and/or- attack[s] -and/or- get[s] rid of -and/or- reduces [99.9% of] [the] bacteria -and/or- germs^[§§] - and/or- virus[es]†† [commonly] found in -or- on [the] (**insert surface or site from List 5 or List 7**)
- Kill[s] -and/or- eliminate[s] -and/or- disinfect[s] -and/or- remove[s] -and/or- attack[s] -and/or- get[s] rid of -and/or- reduces [99.9% of] [the] cold virus -and/or- flu virus -and/or- cold and flu virus[es] [commonly] found in -or- on [the] (**insert surface or site from List 5 or List 7**)
- Kill[s] -and/or- eliminate[s] -and/or- disinfect[s] -and/or- remove[s] -and/or- attack[s] -and/or- get[s] rid of -and/or- reduces [99.9% of] [the] (**insert surface or site from List 5 or List 7**)
- Kill[s] -and/or- eliminate[s] -and/or- disinfect[s] -and/or- remove[s] -and/or- attack[s] -and/or- get[s] rid of -and/or- reduces [99.9% of] [the] (**insert organism from list 2**) [commonly] found in -or- on [the] (**insert surface or site from List 5 or List 7**)
- Kills *Clostridium difficile* (*C. diff*) spores^{¶¶¶}
- Kills Germs^[§§] and Removes Odors
- Kills bacteria on hard, nonporous surfaces that can cause food-borne illness^{§§§}
- Kills Mycobacterium bovis - BCG, [(TB)] [(Tuberculosis)]
- Kills -or- removes mold [and mildew]
- Makes water safe to drink [in emergency situations]
- Mildewcide
- Mildewcidal
- Pseudomonacidal
- Reduces exposure to *Clostridium difficile* [(*C. diff*)] -or- *C. difficile* -or- *C. diff* from treated surfaces^{¶¶¶} **Note to reviewer: to be used only with hospital or healthcare-specific labeling, such as 5813-100-67619**
- Reduces exposure to Methicillin resistant Staphylococcus aureus [(MRSA)] from treated surfaces. **Note to reviewer: to be used only with hospital or healthcare-specific labeling, such as 5813-100-67619**
- [Removing] [Killing] [Fighting] [Eliminating] [99.9% of] germs^[§§] -and/or- bacteria -and/or- viruses [since 1913] [for [more than] 100 years]
- Remove[s] bacteria from your children's hard, nonporous toys
- Sanitizer
- Sanitizes
- Sanitizes [every load of your] laundry
- Sanitizes garbage -or- trash cans
- Sanitizes hard, nonporous [food-contact] surfaces against **insert organism from List 3**
- Sanitizes hard, nonporous [nonfood-contact] surfaces against **insert organism from List 4**
- Sanitizes hard, nonporous surfaces against **insert organism from List 3 or 4**
- Sanitizes laundry against **insert organism from List 1**
- Sanitizes your baby's -or- workout clothes -or- laundry
- Sanitize your home -and/or- kitchen -and/or- bathroom -and/or- garage -and/or- sink -and/or- tub -and/or- toilet exterior **use instructions will be included for all use sited selected**
- Sanitizes your laundry
- Sanitizes [your] laundry and disinfects [your] home
- Sanitizing
- Streptocidal
- Staphylocidal
- The solution for your business' [disinfecting] -and/or- [cleaning] needs
- [This holiday season,] don't forget to disinfect -or- clean your (**insert surface from List 5**) [with a solution of bleach]
- [This holiday season,] don't forget to sanitize -or- clean your (**insert surface from List 5 or List 6**) [with a solution of bleach]
- [**This Product**] meets AOAC [Use-Dilution test] efficacy standards [for hospital disinfectants].
- [**This Product**] Removes the dirt -and/or- stains you see and the germs^[§§] you don't see
- [**This Product**,] Useful in so many ways: Disinfect [pet] toys -and/or- Sanitize baby bottles -and/or- sippy cups -and/or- plastic cutting boards -and/or- travel mugs -and/or- pet bowls
- [**This Product**] Whiten[s]. -and/or- Remove[s] Stains. -and/or- Clean[s]. -and/or- Disinfect[s].
- Virucidal‡ -or- Virucide‡
- Whitening -and/or- cleaning -and/or- disinfecting made easy
- Whitens, Deodorizes, and Disinfects

†Influenza A virus

††Rhinovirus [Type 37] and Influenza A virus

†††Protect against germs on hard, nonporous surfaces

§§Staphylococcus aureus, Salmonella enterica, Escherichia coli O157:H7 and Influenza A virus.

§§§Salmonella enterica [(a common cause of food-borne illness)] -and/or- Shigella dysenteriae [(a common cause of food-borne illness)] -or- common causes of food borne illness]

¶Sanitizes: Staphylococcus aureus and Klebsiella pneumoniae

¶¶Follow [the] Special Instructions for Cleaning Prior to Disinfection [listed on label]

26/
57

Pandemic 2009 H1N1 Influenza A virus###

Claims:

- Kills Pandemic 2009 H1N1 influenza A virus (formerly called swine flu).
- Kills Pandemic 2009 H1N1 influenza A virus.
- Respiratory illnesses attributable to Pandemic 2009 H1N1 are caused by influenza A virus. This product (Product Name) is a broad-spectrum hard surface disinfectant that has been shown to be effective against influenza A2 virus and is expected to inactivate all influenza A viruses including Pandemic 2009 H1N1 (formerly called swine flu).

- This product has demonstrated effectiveness against influenza A2 virus and is expected to inactivate all influenza A viruses including Pandemic 2009 H1N1 influenza A virus.
- This product has demonstrated effectiveness against influenza A2 virus and is expected to inactivate all influenza A viruses including Pandemic 2009 H1N1 (formerly called swine flu).

***### per Agency guidance dated October 22, 2009 "Guidance for Testing and Labeling Claims against Pandemic 2009 H1N1 Influenza A virus (formerly called Swine Flu)"
www.epa.gov/oppad001/h1n1-guide.html***

- Kills [2009] H1N1 [Flu Virus]
- Kills [99.9% of] Germs including [2009] H1N1 [Flu Virus]

- Kills Germs -and/or- Flu Viruses [including [2009] H1N1]
- Effective against [2009] H1N1 [Flu Virus]

27/
57

Packaging Claims

Now -and/or- New[!] -and/&/or- Improved[!] to be used as a claim descriptor only for the first 6 months of product on shelf

- [Bleach has never been] easy -or- easier to store -and/or- pour -and/or- handle -and/or- carry* **Note to reviewer: qualifier to be used with "easier"**
- Bottle designed to pour bleach easily
- [Bottle for an] easier pour into your [HE -or- High Efficiency] machine*
- Bottle [designed to] improve[s] [your] bleach experience [in HE -or- High Efficiency machines]*
- [Bottle is] easier -or- easy to pour in your [HE -or- High Efficiency] machine* **Note to reviewer: qualifier to be used with "easier"**
- Bottle is specially designed with your comfort -or- experience in mind
- [Bottle is] [for] easier -or- easy [to] use -or- pour- in your [HE -or- High Efficiency] machine -or- washer*, ***
- [Concentrated **This Product**] uses less packaging material*
- [Concentrated] [**This Product**] [with a] [new] bottle [that is] [designed to] help prevent[s] splashing
- Easy -or- easier to use!*, ***
- Easy [-] to [-] handle [bottle]
- [Flip top] cap -or- closure [specially] designed for simple and secure closure -or- seal
- [In a] [bottle] [with] -or- [designed for] better control -and/or- handling*
- Lightweight bottle!
- New bottle design
- New spout, new pour
- Newly designed bottle allows for easy whitening with a comfortable pour
- Newly designed bottle allows for true-grip pouring
- Newly designed bottle pours like never before*
- [Newly designed -or- New -or- The -or- Today's **This Product**] bottle controls -or- tames -or- balances -or- handles the strength of bleach for a smooth, splashless pour.
- Packaging technology to handle a better whitening formula [in [an] HE washer[s] -or- machine[s]]*, [**]
- Pour [**This Product**] with confidence
- Smooth flow goes straight into the machine -or- gets bleach where you want it
- Specially designed [bottle -and/or- closure] for an easier -and/or- more accurate pour*
- Specially designed [bottle -and/or- handle] to [help [you]] get bleach where you want it [with confidence]
- Specially designed [bottle -or- closure] for a more comfortable -and/or- controlled -and/or- balanced pour -and/or- experience*
- Specially designed [bottle] -or- [closure] allows you to use bleach right
- Specially designed bottle -and/or- handle [helps] control[s] the flow of bleach
- Specially designed bottle -and/or- closure controls the pour
- Specially designed bottle -and/or- closure helps prevent splashing
- The **This Product** bottle even has a spot for your thumb!
- [The] **This Product**[s] bottle has been redesigned for a smooth, controlled pour
- [The **This Product** bottle is] designed for comfortable pouring -and/or- handling
- [[The] **This Product** bottle is] designed for easy bleach dispensing
- [The **This Product** bottle is] designed to handle the strength of bleach
- [The **This Product** bottle is] designed to mold to -and/or- easily fit in your hand
- [This bottle] [is] [Designed to] Help[s] Prevent[s] spilling -and/or- splashing
- [**This Product** has a] [newly designed bottle -and/or- handle for] better control [than before]*
- [**This Product**] [Is] [Now] Concentrated -and/or- [In an] easy -or- easier-to-handle -or- pour -or- store -or- carry -or- use -or-control [bottle]* **Note to reviewer: qualifier to be used with "easier"**
- [**This Product** now] has a] [new] bottle [better] designed [for you] to handle bleach*
- [**This Product** now] has a] technically advanced bottle developed for [smooth -and/or- nearly effortless] pouring
- [**This Product** was] designed with your comfort in mind
- [**This product**] [Now] [you can] pour with confidence
- [**This product's** new sleek design is] made for modern -or- today's [generation of] -or- HE -or- High Efficiency washing machines
- [Use **This Product** and] see the difference [in your pour -or- laundry -or- usage experience]*
- Using This Product -or- bleach is easier than ever*
- With [an] improved [flip top] closure -or- cap [for an easier -and/or- faster -and/or- more comfortable way to open [it]]*
- With a new [packaging] technology to handle a better whitening **This Product** [in [an] HE washer[s] -or- machine[s]]*, **
- Thumbprint for easy -or- easier handling -and/or- pour -or- pouring* **Note to reviewer: qualifier to be used with "easier"**
- [With] Easy [-] [to] [-] Grip [Handle][!]

*vs. -or- compared to [previous] Clorox® Regular-Bleach [EPA Reg. No. 5813-50]

**[in [an] HE washer[s] -or- [machine[s]]]

***Splash[es] less and is easy -or- easier to pour

28/57

Cross-promotion Claims:

Now -and/or- New[!] -and/&/or- Improved[!] to be used as a claim descriptor only for the first 6 months of product on shelf

- For colors, use/try Clorox2 Stain Fighter & Color Booster. It removes the toughest [outdoor] stains better than detergent alone!
- Try Clorox2 Stain Fighter & Color Booster, a color-safe way to lose the stains, not the fun!
- Try Clorox2 Stain Fighter & Color Booster in your colored loads (it's bleach-free/chlorine-free!). Lose the stains, not the fun!
- Try Clorox2 Stain Fighter & Color Booster. It's bleach-free/chlorine-free and safe on colors!
- Try Clorox2 Stain Fighter & Color Booster. Lose the stains, keep the colors, guaranteed. Learn more at Dare2BeColorful.com
- Try Clorox2 Stain Fighter & Color Booster. Removes stains and brightens colors! Learn more at www.clorox.com
- Try Clorox2® Stain Fighter & Color Booster to remove the toughest [outdoor] stains better than detergent alone.
- Try Clorox 2® Stain Remover & Color Booster
- Try Smart Seek™ Bleach for whites [and mostly whites].

29/57



SERVICE BULLETINS

[For additional directions for use, including Service Bulletins, visit www.clorox.com/bleachuse.]
Note to reviewer: only approved language from the most recently approved federal master label will be posted to the website.

PUMA (EPA Reg. No. 5813-100 -or- 5813-100-67619 if sub-registration)
[REGISTERED AS (Insert Registered Alternative Brand Name -or- sub-registration name)]
CONSUMER USES

HOUSEHOLD [HINTS] ~~or~~ USES

~~It is a violation of Federal law to use this product in a manner inconsistent with its labeling. Labeling must be in possession of user at time of application. Read and follow label affixed to the container. Refer to container label for use, precautions and further information.~~

Clean [&] [Disinfect] Flower Pots and Planters:

Cleaning flower containers helps prevent the transfer of molds and diseases from old plants to new ones. Wash and [thoroughly] rinse pots and planters. Soak 5 minutes in a solution of 1/2 cup of this product to one gallon of water, then rinse.

Cold & Flu: [[To] Prevent the Spread of Cold & Flu Viruses -or- [To] Kill [the] Flu Virus(es) [on treated Hard, Nonporous Surfaces]:]

This product kills [99.9% of] all common household germs to help prevent the spread of germs in high traffic areas and children's items. Disinfect cribs, high chairs, and washable colorfast hard, nonporous toys quickly and easily with this product: Wash, wipe or rinse items with water. -or- Prewash items[.] [then] disinfect with a solution of 1/2 cup of this product per gallon of water. Let stand 5 minutes. Rinse thoroughly and air dry.

Deodorizing Cat's Litter Box:

Unpleasant cat box odors can be eliminated when this product is used to kill odor-causing germs. Wash litter box with sudsy water and rinse. Then wipe with a solution of 1/2 cup of this product per gallon of water. Let solution stand 5 minutes before rinsing thoroughly.

Disinfecting Baby Furniture and Hard, Nonporous Toys -or- Hard, Nonporous Kid's Toys:

Painted and enameled cribs, changing tables and high chairs, plastic mattress covers and bumpers, and washable colorfast hard, nonporous toys are disinfected quickly and easily with this product. Plus, this product kills [99.9% of] all common household germs, including those that cause odors. This product leaves baby's room clean and fresh smelling. Disinfect with a solution of 1/2 cup product in 1 gallon of water. Let stand 5 minutes. Rinse and allow to [air] dry. -or- For washable colorfast hard, nonporous toys, disinfect with a solution of 3/4 cup bleach in 1 gallon of water. Let stand 5 minutes. Rinse and allow to [air] dry.

Disinfect Pet Areas -and/or- Nonporous Toys -and/or- Accessories

This product can disinfect your pet areas -and/or- nonporous toys -and/or- accessories. Disinfect with a solution of 1/2 cup product in 1 gallon of water. [Pre-]wash surface, soak or wipe with bleach solution[. Allow solution to contact surface] for at least 5 minutes. Rinse well and air dry.

Eliminating Garbage Can Odors:

This product can deodorize and sanitize your garbage cans by eliminating the bacteria that cause odors. Wash garbage cans with soapy water and rinse. Then to deodorize and sanitize, swish a solution of 1/2 cup of this product per gallon of water over the inside of the can. Let the solution stand 5 minutes before rinsing.

Eliminating Refrigerator Odors:

This product kills odor causing bacteria and leaves your refrigerator smelling fresh and clean. Use it inside and out. Remove food before using this product. Wash surfaces with a solution of 1/2 cup of this product per gallon of soapy water. Let stand 5 minutes. Rinse and then air dry interior surfaces a few minutes before ~~re-~~ placing food.

Keep Christmas Trees Fresher Longer:

To prolong the life of a fresh cut tree, instead of using plain water in the tree stand bowl, use a solution of 1 1/2 tsp product per 1/2 gallon hot water, 1 cup corn syrup and 1/8 cup powdered chelated iron (available from local nurseries).

Keep Cut Flowers Fresh Longer:

Fresh cut flowers will stay beautiful longer if you add 1/4 teaspoon of this product to each quart of cold water. This product can also be used to remove flower vase stains and odors. Wash the vase thoroughly and then fill with a solution of 1/2 cup bleach to (1) gallon water. Let stand 5 minutes before rinsing.

30/
57

PUMA (EPA Reg. No. 5813-100 -or- 5813-100-67619 if sub-registration)
[REGISTERED AS (Insert Registered Alternate Brand Name -or- sub-registration name)]
CONSUMER USES
HOUSEHOLD [HINTS] ~~FOR~~ USES] continued

Keep Wading Pools Sanitary:

As a general rule, use 5 tsp per 100 gallons of water. For example, an 8-foot diameter pool holding 1 foot of water would require 20 tsp -or- 3 oz of this product. To chlorinate, mix required amount of bleach with 2 gallons of water and scatter over surface of empty pool. Fill remainder of pool with water. Empty small pools daily.

Kitchen and Bathroom:

Clean, disinfect and deodorize sinks, countertops, bathtubs, showers, floors, vinyl and glazed tile.

- 1) Wash, wipe or rinse items with water.
- 2) Apply disinfecting solution of 1/2 cup of this product per gallon of water.
- 3) Let stand 5 minutes before rinsing.
- 4) Rinse thoroughly and air dry.

Recharge Instructions for HaloSource™ [Treated] Products in Sink:

[To Recharge (the) antimicrobial properties:]

Fill sink with a gallon of water. Add 1/2 cup of this product. Soak HaloSource™ [treated] products in solution for [at least] 5 minutes, then rinse products and sink. Allow to air dry.

-or-

Recharge HaloSource™ Products in Sink

This product can maintain or recharge products containing HaloShield™ or HaloFresh™, a patented textile treatment from HaloSource™. Fill sink with a gallon of water. Add 1/2 cup of this product. Soak cloths in solution for [at least] 5 minutes, then rinse sink and cloths. Allow to air dry.

Recharge HaloSource™ Products in Washer

This product can maintain or recharge products containing HaloShield™ or HaloFresh™, a patented textile treatment from HaloSource™. Wash regularly in a laundry load with 1/2 cup of this product. For HE -or- High Efficiency machines - use detergent and this product [(at least 1/3 cup)] as indicated in the machine dispenser[s]. Follow laundry use instructions.

-or-

Washer -or- Recharge Instructions for HaloSource™ [Treated] Products: Before Use: Wash in a [normal] laundry load with 1/2 cup of this product to activate [the] antimicrobial properties. Laundry detergent [and fabric softener] may be added [to the load]. For HE -or- High Efficiency machines - use detergent and this product [(at least 1/3 cup)] as indicated in the machine dispenser[s]. Dry in [the] dryer -or- tumble dry -or- air dry.

-or-

To Clean and Recharge (the) Antimicrobial Properties: Wash in a [normal] laundry load with detergent [and fabric softener] and 1/2 cup of this product. Dry in [the] dryer or air dry. Launder HaloSource™ [treated] products when visibly soiled -and/or- odor develops -and/or- during your regular laundry routine.

Removing Exterior Mold:

Mold [growing] on washable and colorfast exterior surfaces of your home, like siding, tile roofs, sealed brick, stucco and patio stone can be easily removed using this product. First, hose surfaces to remove loose soil. Then apply a solution of 3/4 cup of this product per 1 gallon of water to wet surfaces. Reapply the solution as needed to keep the area wet for 5 minutes. Rinse thoroughly to remove residue. [Avoid applying solution in direct sunlight or to unfinished wood.] Rinse quickly and thoroughly if solution comes in contact with aluminum window frames or gutters since metal corrosion may occur.

Removing Mold and Mildew:

[Mold and mildew in the bathroom can be removed easily and effectively using this product.] Simply wipe down surfaces using a solution of 3/4 cup of this product to each gallon of warm water. Keep surface wet 5 minutes; then rinse thoroughly and wipe dry. -or- Simply wipe down surfaces using a solution of 1/2 cup of this product to each gallon of warm water. Keep surface wet 10 minutes; then rinse thoroughly and wipe dry. Repeat, if necessary, on heavily soiled surfaces.

Removing Patio Moss and Mildew Stains:

Protect nearby plants and grass by watering area thoroughly before and after product use. Patio moss and mildew stains can be unsightly, slippery and dangerous. Hose patio to remove loose debris. Then use this product to remove moss and mildew stains by washing the area with a solution of 3/4 cup of this product to 1 gallon of water. Reapply the solution as needed to keep the area wet for 5 minutes. Brush as needed to remove moss and then rinse thoroughly. [Do not use on painted wood.] Avoid excessive runoff near plants.

31/57

PUMA (EPA Reg. No. 5813-100 -or- 5813-100-67619 if sub-registration)
[REGISTERED AS (Insert Registered Alternate Brand Name -or- sub-registration name)]

CONSUMER USES

HOUSEHOLD [HINTS] ~~OR~~ USES] continued

Sanitize and Remove Stains from Kitchenware:

Tough stains can be removed from china, dinnerware, dishes, plastic and glassware with this product. Plus, this product sanitizes as it cleans. Wash items thoroughly as you normally would. Then soak for 2 minutes in a solution of 2 tsp of this product to each gallon of water. Then drain and air dry.

Sanitize Pet's Food and Water Bowls -or- Pet Bowl:

To sanitize pet food containers, wash bowls with detergent and rinse. Fill bowls with a solution of 2 tsp of this product -or- bleach per gallon of water. Let stand 2 minutes, drain and air dry.

Sanitize Wooden Cutting Boards -or- Cutting Boards:

- 1) Wash, wipe or rinse items with detergent and water.
- 2) Apply sanitizing solution of 2 tablespoons of this product -or- bleach per gallon of water.
- 3) Let stand 2 minutes.
- 4) Rinse all surfaces with a solution of 2 tsp of this product -or- bleach per gallon of water.
- 5) Do not rinse or soak equipment overnight.

Sanitizing Baby Items:

Baby bottles, nipples and dishes can be easily sanitized using this product. Soak washed items for 2 minutes in a solution of 2 tsp of this product per gallon of water. Pour solution through nipples; then drain dry.

Sanitizing Kitchen Cloths:

This product can help you deodorize and sanitize dishcloths while cleaning your sink at the same time. Fill sink with a gallon of water. Add 1/2 cup of this product. Soak kitchen cloths in solution for [at least] 5 minutes, then rinse sink and cloths. Allow to air dry.

Spring Cleaning: [[For] Eliminating Bacteria that Cause Household Odors:]

Sanitize and deodorize common household items, such as sinks, garbage cans, and refrigerators by eliminating the bacteria that cause odors.

Sinks:

Wash, wipe or rinse items with water. Apply solution of 1/2 cup of this product per gallon of water. Let stand 5 minutes before rinsing. Rinse thoroughly and air dry.

Garbage cans:

Wash garbage cans with soapy water and rinse. Swish a solution of 1/2 cup of this product per gallon of water over the inside of the can. Let the solution stand 5 minutes before rinsing.

Refrigerators:

Remove food before using this product. Wash surfaces with a solution of 1/2 cup of this product per gallon of soapy water. Let stand 5 minutes. Rinse thoroughly and then air dry interior surfaces a few minutes before replacing food.

Toilet Bowls:

Disinfect and deodorize your toilet.

- 1) Flush toilet.
- 2) Pour 3/4 cup of this product into bowl.
- 3) Brush entire bowl, including rim, with a scrub brush or mop.
- 4) Let stand 10 minutes before flushing again.

32/57

PUMA (EPA Reg. No. 5813-100 -or- 5813-100-67619 if sub-registration)
[REGISTERED AS (Insert Registered Alternate Brand Name -or- sub-registration name)]
BACTERICIDAL EFFICACY

It is a violation of Federal law to use this product in a manner inconsistent with its labeling. ~~Labeling must be in possession of user at time of application. Read and follow label affixed to the container. Refer to container label for use precautions and further information.~~

This product, when used as directed below, is effective against the following bacteria:

Acinetobacter baumannii	[ATCC 19606]
Clostridium difficile [(C. diff)] [spore] ^{www}	[ATCC 43598]
Community Acquired Methicillin Resistant Staphylococcus aureus [- (CA-MRSA)]	[NARSA NRS123] [(Genotype USA400)]
Escherichia coli O157:H7 [(E. coli)]	[ATCC 35150]
Extended Spectrum Beta Lactamase producing Escherichia coli [(ESBL producing E. coli)]	[ATCC BAA-196]
Legionella pneumophila [(the bacteria that causes Legionnaire's disease)]	[ATCC 33153]
Methicillin resistant Staphylococcus aureus [- (MRSA)]	[ATCC 33592]
Pseudomonas aeruginosa ¹	[ATCC 15442]
Salmonella enterica [(a common cause of food-borne illness)]	[ATCC 10708]
Shigella dysenteriae [(a common cause of food-borne illness)]	[ATCC 11835]
Staphylococcus aureus [(a common cause of Staph infection)]	[ATCC 6538]
Streptococcus pneumoniae	[ATCC 6305]
Streptococcus pyogenes	[ATCC 19615]
Vancomycin Resistant Enterococcus faecalis [(VRE)]	[ATCC 51575]

¹10 min[ute] contact time

^{www} Follow [the] Special Instructions for Cleaning Prior to Disinfection [listed on label]

Directions for Use:

Hard, Nonporous Surfaces:

To disinfect hard, nonporous surfaces: [First] Clean surface by removing gross filth (loose dirt, debris, food materials, etc.). Use 1/2 cup of **This Product** in 1 gallon of water. -or- Prepare a 2400 ppm available chlorine solution. [Use chlorine test strips to determine exact available chlorine concentration -or- verify the appropriate available chlorine concentration is achieved.] Thoroughly wet surface with the solution and allow it to remain on the surface for 5 minutes. Rinse with clean water and dry.

For hospital -and/or- healthcare disinfection -or- To kill Pseudomonas aeruginosa: [First] Clean surface by removing gross filth (loose dirt, debris, food materials, etc.) Use 1/2 cup of **This Product** in 1 gallon of water. -or- Prepare a 2400 ppm available chlorine solutions. [Use chlorine test strips to determine exact available chlorine concentration -or- verify the appropriate available chlorine concentration is achieved.] Thoroughly wet surface with the solution and allow it to remain in contact with the surface for 10 minutes. Rinse with clean water and dry.

To Sanitize Garbage Cans/Diaper Pails: Preclean garbage can/diaper pail with a cleaning product prior to sanitization. Rinse with water and drain. Pour in 2400 ppm available chlorine solution. [Use chlorine test strips to determine exact available chlorine concentration -or- verify the appropriate available chlorine concentration is achieved.] Let stand [at least] 5 minutes. Rinse and air dry.

Toilet Bowls: Flush toilet to remove gross filth. Add 3/4 cup of bleach to the bowl and brush surfaces thoroughly, making sure to get under the rim. Let stand 10 minutes before flushing again.

Use Sites:

This product can be used on hard, nonporous surfaces in commercial, institutional, hospital and household premises (including kitchens, bathrooms, nurseries, sick rooms, laundry rooms), eating establishments, pet kennels and veterinary premises.

33/57

**PUMA (EPA Reg. No. 5813-100 -or- 5813-100-67619 if sub-registration)
(REGISTERED AS (Insert Registered Alternate Brand Name -or- sub-registration name))
VIRUCIDAL† EFFICACY**

It is a violation of Federal law to use this product in a manner inconsistent with its labeling. ~~Labeling must be in possession of user at time of application. Read and follow label affixed to the container. Refer to container label for use, precautions and further information.~~

This product, when used as directed below, is effective against the following viruses on hard, nonporous, inanimate surfaces

Viruses Enveloped[†]	
[†]2009-H1N1 Influenza A virus [(Novel H1N1)]	[Strain A/Mexico/4108/2009 CDC #2009712192]
[†]Avian Influenza A virus [(H3N2)]	[Strain A/Washington/897/80 X A/Mallard/New York/6750/78 [ATCC VR-2072]
[†]Cytomegalovirus	[Strain AD-169] [ATCC VR-538]
[†]Herpes Simplex virus type 2 [causative agent of genital herpes]	[(Strain G)] [ATCC VR-734]
[†]Human Coronavirus	[Strain 229E] [ATCC VR-740]
[†]Influenza A virus [Influenza A2] [Flu Virus]	[ATCC VR-544, Strain Hong Kong]
[†]Influenza B virus	[Strain B/Hong Kong/5/72] [ATCC VR-823]
[†]Parainfluenza virus [(type 3)]	[(Strain C243)] [ATCC VR-93]
[†]Respiratory Syncytial virus [(RSV)] [(cause of respiratory infections in infants)]	[(Strain Long)] [ATCC VR-26]
[†]Rubella virus [(German Measles virus)]	[Strain M-33] [ATCC VR-315]
[†]Varicella Zoster Virus	[ATCC VR-1367]
Viruses Non-Enveloped[†]	
[†]Adenovirus [type 2] [(common cause of respiratory infections)]	[Strain Adenoid 6] [ATCC VR-846]
[†]Canine Parvovirus ¹	[Strain Cornell] [ATCC VR-2017]
[†]Feline Calicivirus [as surrogate for Norovirus -or- Norwalk Virus]	[ATCC VR-782]
[†]Feline Parvovirus ¹ [(Feline panleukopenia virus)]	[ATCC VR-648]
[†]Hepatitis Type A virus [(HAV)]	[Strain HM-175]
[†]Poliovirus [type 1]	[Strain Chat] [ATCC VR-1562]
[†]Rotavirus [(most) common cause of childhood diarrhea]	[Strain WA]
[†]Rhinovirus type 37 [(a [common] cause of the common cold)]	[ATCC VR-1147, Strain 151-1]

¹10 min[ute] contact time

Directions for Use:

Hard, Nonporous Surfaces:

To disinfect hard, nonporous surfaces: [First] Clean surface by removing gross filth (loose dirt, debris, food materials, etc.). Use 1/2 cup of **This Product** in 1 gallon of water. -or- Prepare a 2400 ppm available chlorine solution. [Use chlorine test strips to determine exact available chlorine concentration -or- verify the appropriate available chlorine concentration is achieved.] Thoroughly wet surface with the solution and allow it to remain in contact with the surface for 5 minutes. Rinse with clean water and dry.

To sanitize garbage cans/diaper pails: Preclean garbage can/diaper pail with a cleaning product prior to sanitization. Rinse with water and drain. Pour in 2400 ppm available chlorine solution. [Use chlorine test strips to determine exact available chlorine concentration -or- verify the appropriate available chlorine concentration is achieved.] Let stand [at least] 5 minutes. Rinse and air dry.

Toilet Bowls: Flush toilet to remove gross filth. Add 3/4 cup of bleach to the bowl and brush surfaces thoroughly, making sure to get under the rim. Let stand 10 minutes before flushing again.

Use Sites:

This product can be used on hard, nonporous surfaces in commercial, institutional, hospital and household premises (including kitchens, bathrooms, nurseries, sick rooms, laundry rooms), eating establishments, pet kennels and veterinary premises.

34/57

PUMA (EPA Reg. No. 5813-100 -or- 5813-100-67619 if sub-registration)
[REGISTERED AS (Insert Registered Alternate Brand Name -or- sub-registration name)]
FUNGICIDAL EFFICACY

It is a violation of Federal law to use this product in a manner inconsistent with its labeling. ~~Labeling must be in possession of user at time of application. Read and follow label affixed to the container. Refer to container label for use precautions and further information.~~

This product, when used as directed below, is effective against mold, Trichophyton mentagrophytes [(common cause of Athlete's Foot)] [ATCC 9533], and mildew (Aspergillus brasiliensis -or- Aspergillus niger) [ATCC 16404].

Directions for Use:

Hard, Nonporous Surfaces:

To disinfect hard, nonporous surfaces: [First] Clean surface by removing gross filth (loose dirt, debris, food materials, etc.). Prepare a 2400 ppm available chlorine solution. Thoroughly wet surface with the solution and allow it to remain on the surface for 10 minutes. Rinse with clean water and dry.

-or-

[First] Clean surface by removing gross filth (loose dirt, debris, food materials, etc.). Prepare a 3600 ppm available chlorine solution. Thoroughly wet surface with the solution and allow it to remain on the surface for 5 minutes. Rinse with clean water and dry.

Use Sites: This product can be used on hard, nonporous surfaces in commercial, institutional, hospital and household premises (including kitchens, shower stalls, bathrooms, nurseries, sick rooms, laundry rooms), eating establishments, pet kennels and veterinary premises.

PUMA (EPA Reg. No. 5813-100 -or- 5813-100-67619 if sub-registration)
[REGISTERED AS (Insert Registered Alternate Brand Name -or- sub-registration name)]
CANDIDA ALBICANS [ATCC 10231] EFFICACY

It is a violation of Federal law to use this product in a manner inconsistent with its labeling. ~~Labeling must be in possession of user at time of application. Read and follow label affixed to the container. Refer to container label for use precautions and further information.~~

Directions for Use:

Hard, Nonporous Surfaces:

To disinfect hard, nonporous surfaces: [First] Clean surface by removing gross filth (loose dirt, debris, food materials, etc.). Use 1/2 cup of **This Product** in 1 gallon of water. -or- Prepare a solution of 2400 ppm available chlorine solution. [Use chlorine test strips to determine exact available chlorine concentration -or- verify the appropriate available chlorine concentration is achieved.] Thoroughly wet surface with the solution and allow it to remain in contact with the surface for 5 minutes. Rinse with clean water and dry.

To disinfect diaper pails: Preclean diaper pails with a cleaning product prior to sanitization. Rinse with water and drain. Pour in 2400 ppm available chlorine solution. [Use chlorine test strips to determine exact available chlorine concentration -or- verify the appropriate available chlorine concentration is achieved.] Let stand [at least] 5 minutes. Rinse and air dry.

Use Sites:

This product can be used on hard, nonporous surfaces in commercial, institutional, hospital and household premises (including kitchens, bathrooms, nurseries, sick rooms, laundry rooms), eating establishments, pet kennels and veterinary premises.

35/
57

PUMA (EPA Reg. No. 5813-100 -or- 5813-100-67619 if sub-registration)

this bulletin only to be used on institutional labels

[REGISTERED AS (Insert Registered Alternate Brand Name -or- sub-registration name)]

DISINFECTION AGAINST CLOSTRIDIUM DIFFICILE IN HEALTHCARE SETTINGS

It is a violation of Federal law to use this product in a manner inconsistent with its labeling. ~~Labeling must be in possession of user at time of application. Read and follow label affixed to the container. Refer to container label for use, precautions and further information.~~

Clostridium difficile spores have been found on hard, nonporous surfaces in healthcare settings, have been shown to survive on surfaces for extended periods of time (up to 5 months), and have been cultured from the hands of hospital personnel working in environments with surface contamination. Laboratory studies indicate that 1:9 diluted this product reduces C. difficile spores on surfaces by six logs in 5 minutes. Environmental disinfection interventions that include the use of 1:9 sodium hypochlorite for surface disinfection can reduce exposure to C. difficile from treated surfaces in healthcare settings.

Special Instructions for Cleaning Prior to Disinfection against Clostridium difficile [endo] spores.

Personal Protection: Wear appropriate barrier protection such as gloves, gowns, masks or eye covering.

Cleaning Procedure: Fecal matter/waste must be thoroughly cleaned from surfaces/objects before disinfection by application with clean cloth, mop and/or sponge saturated with diluted bleach solution. Cleaning must include vigorous wiping and/or scrubbing until visible soil is removed. Special attention is needed for high-touch surfaces. Surfaces in patient rooms must be cleaned in a consistent manner (for example right to left) with restrooms cleaned last. Do not reuse soiled cloths.

Infectious Materials Disposal: Cleaning materials used that may contain feces/waste must be disposed of immediately in accordance with local regulations for infectious materials disposal.

Directions for Use: [For] Killing Clostridium difficile [spores]: Add 1 part bleach to 8 parts water to achieve a 1:9 dilution (at least 8700 ppm available chlorine) before use. Clean hard, nonporous surfaces by removing gross filth [loose dirt, debris, blood/bodily fluids, etc.]. Apply 1:9 solution and let stand for 5 minutes. Rinse and air dry. Prepare fresh solution daily. [Avoid contact with surfaces that may be damaged by bleach.] Do not use on non-stainless steel, aluminum, silver or chipped enamel.

PUMA (EPA Reg. No. 5813-100 -or- 5813-100-67619 if sub-registration)

[REGISTERED AS (Insert Registered Alternate Brand Name -or- sub-registration name)]

**SPECIAL INSTRUCTIONS TO CLEAN AND DECONTAMINATE
AGAINST HIV, HBV, and HCV ON SURFACES/OBJECTS
SOILED WITH BLOOD/BODY FLUIDS**

It is a violation of Federal law to use this product in a manner inconsistent with its labeling. ~~Labeling must be in possession of user at time of application. Read and follow label affixed to the container. Refer to container label for use, precautions and further information.~~

This product kills HIV-1, HBV, and HCV on precleaned environmental surfaces/objects previously soiled with blood/body fluids in health care settings (e.g. hospitals, nursing homes) or other settings in which there is an expected likelihood of soiling of inanimate surfaces/objects with blood or body fluids, and in which the surfaces/objects likely to be soiled with blood or body fluids can be associated with the potential for transmission of Human Immunodeficiency Virus Type 1 (HIV-1) (associated with AIDS), [Human] Hepatitis B Virus (HBV), and [Human] Hepatitis C Virus (HCV).

Personal Protection: When handling items soiled with blood or body fluids, use disposable latex gloves, gowns, masks, and eye coverings.

Cleaning Procedure: Blood and other body fluids must be thoroughly cleaned from surfaces and other objects before applying this product. Dilution and Contact time: Prepare a solution of 1/2 cup of bleach + 1 gallon of water (at least 2400 ppm available chlorine) and spray or flood surface; let stand 5 minutes.

Disposal of infectious materials: Use disposable latex gloves, gowns, masks, and eye coverings. Blood and other body fluids must be autoclaved and disposed of according to local regulations for infectious waste disposal.

36/57

PUMA (EPA Reg. No. 5813-100 -or- 5813-100-67619 if sub-registration)
[REGISTERED AS (Insert Registered Alternate Brand Name -or- sub-registration name)]
FOR CONTROLLING THE SPREAD OF PHYTOPHTHORA RAMORUM [CAUSE OF SUDDEN OAK DEATH] IN FORESTS

It is a violation of Federal law to use this product in a manner inconsistent with its labeling. ~~Labeling must be in possession of user at time of application. Read and follow label affixed to the container. Refer to container label for use, precautions, and further information.~~

When used as directed, this product is effective in controlling the spread of the invasive pathogen *Phytophthora ramorum* in forests. *P. ramorum* causes a fatal canker disease of several tree species and damages many other plant species.

Water is commonly drafted from streams and fire ponds within forested areas to use in dust abatement on forest roads, equipment cleaning and fire suppression. The use of infested water sources can spread *P. ramorum* to uninfested areas. Treating water prior to use helps control the spread of this pathogen.

Directions for Use: Add 3/4 gallon of this product to 1000 gallons (~50 ppm available chlorine) of drafted water. Prepare the mixture at least 5 minutes prior to application for dust abatement, fire suppression, and cleaning vehicles and logging, road building, and maintenance equipment.

PUMA (EPA Reg. No. 5813-100 -or- 5813-100-67619 if sub-registration)
[REGISTERED AS (Insert Registered Alternate Brand Name -or- sub-registration name)]
FOR PORT ORFORD CEDAR ROOT DISEASE (PHYTOPHTHORA LATERALIS) TREATMENT USE

It is a violation of Federal law to use this product in a manner inconsistent with its labeling. ~~Labeling must be in possession of user at time of application. Read and follow label affixed to the container. Refer to container label for use, precautions, and further information.~~

When used as directed, this product is effective in controlling the spread of the fatal fungus *Phytophthora lateralis* [Port Orford Cedar Root Disease] in areas of California and Oregon where Port Orford Cedar (*Chamaecyparis lawsoniana*) grows.

Water is commonly drafted from streams and fire ponds within forested areas to use in dust abatement on forest roads, equipment cleaning and fire suppression. The water source can spread the root disease fungus to uninfested areas. Treating water prior to use helps control the spread of the fungus.

Directions for Use: Add 3/4 gallon this product to 1000 gallons (~50 ppm available chlorine) of drafted water. Prepare the mixture at least 5 minutes prior to application for dust abatement, fire suppression and cleaning trucks, and logging, road building and maintenance equipment.

PUMA (EPA Reg. No. 5813-100 -or- 5813-100-67619 if sub-registration)
[REGISTERED AS (Insert Registered Alternate Brand Name -or- sub-registration name)]
FOR ENCLOSURES AND EQUIPMENT USED FOR AMPHIBIAN CARE:
SPECIAL INSTRUCTIONS FOR CONTROLLING THE SPREAD OF BACTRACHOCHYTRIUM DENDROBATIDIS
(CHYTRID FUNGUS, FUNGAL PATHOGEN OF AMPHIBIANS)

It is a violation of Federal law to use this product in a manner inconsistent with its labeling. ~~Labeling must be in possession of user at time of application. Read and follow label affixed to the container. Refer to container label for use, precautions, and further information.~~

For Use on Hard, Nonporous Surfaces of Enclosures and Equipment:

Use protective gloves and ventilate area.

- (1) Remove amphibians from area to be treated.
- (2) Mix 1 part of this product to 5.5 parts water (approximately 1.2% sodium hypochlorite) (11,500 ppm).
- (3) Thoroughly clean and saturate surfaces for 5 minutes.
- (4) Rinse thoroughly with water before placing amphibians in enclosures or in contact with equipment.

Note: All water used for cleaning enclosures and equipment must be treated with the bleach solution to avoid rinsing the Chytrid fungus down the drain or contaminating other surfaces.

For Use on Hard, Nonporous Field Equipment:

Any hard, nonporous equipment, that comes into contact with water must be treated with bleach to prevent the fungal pathogen from spreading to clean sites (see instructions above). Care must be taken to avoid environmental contamination when disinfecting in the field.

Note: All water used for cleaning equipment must be treated with the bleach solution to avoid spreading the Chytrid fungus.

37/
57

**PUMA (EPA Reg. No. 5813-100 -or- 5813-100-67619 if sub-registration)
[REGISTERED AS (Insert Registered Alternate Brand Name -or- sub-registration name)]
FOR CLOSED-LOOP LAUNDRY DISPENSING SYSTEMS**

It is a violation of Federal law to use this product in a manner inconsistent with its labeling. ~~Labeling must be in possession of user at time of application. Read and follow label affixed to the container. Refer to container label for use, precautions and further information.~~

FOR USE WITH [Insert Dispenser Name] APPROVED DISPENSING SYSTEM. Installation and service should only be performed by a [Company Name]: Laundry Expert.



To Sanitize Laundry: Add enough of this product to reach 200 ppm (parts per million) available chlorine. Use a detergent. This product used according to the laundry use directions is effective against *Staphylococcus aureus* [(Staph)], *Pseudomonas aeruginosa* [(Pseudomonas)], *Klebsiella pneumoniae*, and Methicillin Resistant *Staphylococcus aureus* [(MRSA)].

[For use with 4 to 6 gallon buckets/containers as defined in the ASTM standard; see Child Hazard Drowning Pictogram text below:

NOTICE: CHILDREN CAN FALL INTO BUCKET AND DROWN. KEEP CHILDREN AWAY FROM BUCKET WITH EVEN A SMALL AMOUNT OF WATER.]

**PUMA (EPA Reg. No. 5813-100 -or- 5813-100-67619 if sub-registration)
[REGISTERED AS (Insert Registered Alternate Brand Name -or- sub-registration name)]
FOR SANITIZING HOSPITAL LAUNDRY**

It is a violation of Federal law to use this product in a manner inconsistent with its labeling. ~~Labeling must be in possession of user at time of application. Read and follow label affixed to the container. Refer to container label for use, precautions and further information.~~

To sanitize laundry, add enough of this product to reach 200 ppm (parts per million) available chlorine. -or- Use 1/2 cup of this product per standard washer, 1 cup for extra large washers or heavily soiled loads. Use a detergent. This product used according to these directions is effective against *Staphylococcus aureus* [(Staph)] [ATCC 6538], 2093], *Klebsiella pneumoniae* [ATCC 4352], *Pseudomonas aeruginosa* [(Pseudomonas)] [ATCC 15442], and Methicillin Resistant *Staphylococcus aureus* [(MRSA)] [ATCC 33592].

**PUMA (EPA Reg. No. 5813-100 -or- 5813-100-67619 if sub-registration)
[REGISTERED AS (Insert Registered Alternate Brand Name -or- sub-registration name)]
FOR DISINFECTION OF FLOORS, WALLS, SHOWERS AND TOILETS**

It is a violation of Federal law to use this product in a manner inconsistent with its labeling. ~~Labeling must be in possession of user at time of application. Read and follow label affixed to the container. Refer to container label for use, precautions and further information.~~

To disinfect floors, walls and showers: For nonporous surfaces such as vinyl or ceramic glazed tile, clean surfaces to remove gross filth. Rinse surfaces thoroughly with a 2400 ppm available chlorine solution. [Use chlorine test strips to determine exact available chlorine concentration -or- verify the appropriate available chlorine concentration is achieved.] Allow solution to remain on the surface for 5 minutes. Rinse. [Let air dry.]

To disinfect toilets: Flush toilet. Pour [3/4 cup of] bleach into bowl. Brush bowl [thoroughly], making sure to get under the rim and let solution stand for 10 minutes and flush again.

**PUMA (EPA Reg. No. 5813-100 -or- 5813-100-67619 if sub-registration)
[REGISTERED AS (Insert Registered Alternate Brand Name -or- sub-registration name)]
DISINFECTING GUIDE**

It is a violation of Federal law to use this product in a manner inconsistent with its labeling. ~~Labeling must be in possession of user at time of application. Read and follow label affixed to the container. Refer to container label for use, precautions and further information.~~

This product—a germicide—is an 8.25% sodium hypochlorite solution containing approximately 7.85% available chlorine by weight. In addition to being a highly effective liquid chlorine bleach for laundering and household disinfecting, it is widely used in sanitation of poultry and livestock houses and equipment, dairies, creameries, restaurants and taverns, as well as for purification of drinking water and disinfection of water for swimming and wading pools.

IMPORTANT: Always thoroughly mix with water as directed before using.

38/57

Do not allow undiluted product to come in contact with any fabric. (If it does, rinse out immediately with clear, cold water.)
Do not apply with natural sponge.
Do not use on non-stainless steel, aluminum, silver, or chipped enamel.

If used on stainless steel [and other acceptable metals], let solution stand for **no more than 5 minutes**, and then rinsed off thoroughly with clear water; otherwise, it may slightly discolor and eventually corrode the metal.

If a metal sprayer is used to apply the solution, rinse sprayer thoroughly after use with clear water, and then oil the plunger.

SEPTIC TANK OPERATION is not affected by regular home and farm use of this product.

TABLE OF LIQUID MEASURES

3 tsp	=	1 Tbsp	=	1/2 Ounce	=	1/16 Cup
16 Tbsp	=	8 Ounces	=	1 Cup	=	1/2 Pint

For directions on sanitizing and disinfecting specific surfaces, write:

THE CLOROX COMPANY
Consumer Services Department
1221 Broadway, Oakland, California 94612-1888

PUMA (EPA Reg. No. 5813-100 -or- 5813-100-67619 if sub-registration)
[REGISTERED AS (Insert Registered Alternate Brand Name -or- sub-registration name)]
FOR ASPHALT OR WOOD ROOFS AND SIDINGS

It is a violation of Federal law to use this product in a manner inconsistent with its labeling. ~~Labeling must be in possession of user at time of application. Read and follow label affixed to the container. Refer to container label for use, precautions and further information.~~

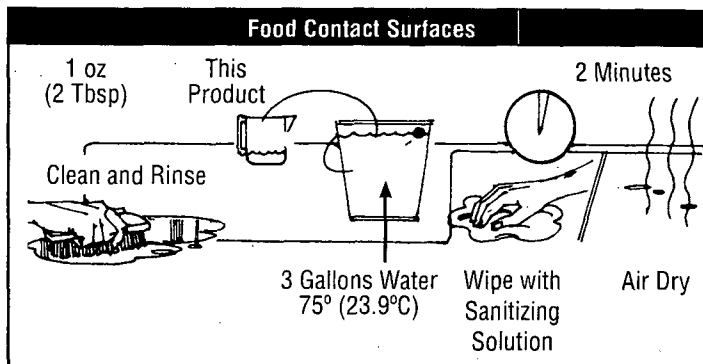
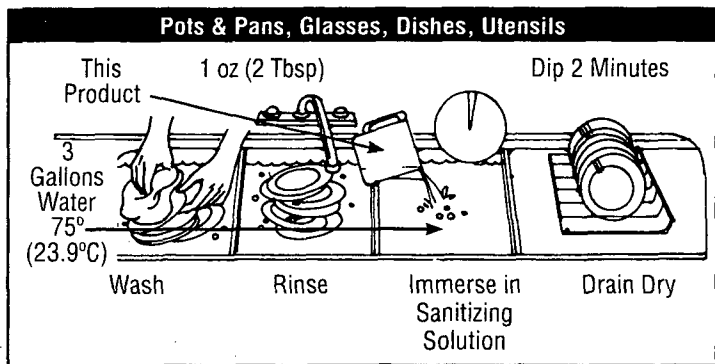
To control fungus and mildew, first remove all physical soil by brushing and hosing with clean water. Apply a 6000 ppm available chlorine solution by brushing or spraying roof or siding. After 30 minutes, rinse by hosing with clean water.

PUMA (EPA Reg. No. 5813-100 -or- 5813-100-67619 if sub-registration)
[REGISTERED AS (Insert Registered Alternate Brand Name -or- sub-registration name)]
HOW TO SANITIZE AND DISINFECT WITH THIS PRODUCT

It is a violation of Federal law to use this product in a manner inconsistent with its labeling. ~~Labeling must be in possession of user at time of application. Read and follow label affixed to the container. Refer to container label for use, precautions and further information.~~

[This product is] An effective multi-purpose sanitizer/disinfectant that kills many bacteria that may cause food poisoning. Two teaspoons of this product in a gallon of water is equivalent to 200 parts per million (ppm) available chlorine. DO NOT use this product full strength for cleaning surfaces. Always dilute strictly in accordance with the directions. For prolonged use, wear gloves.

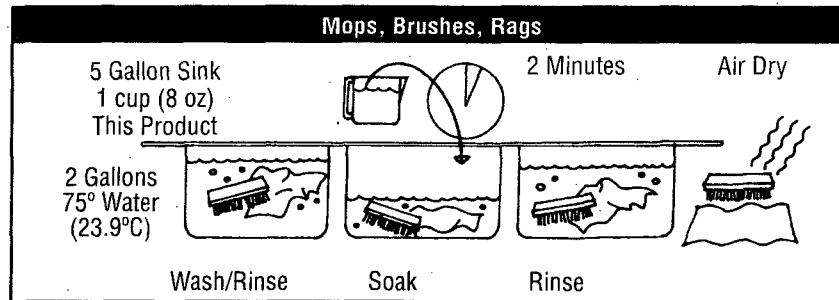
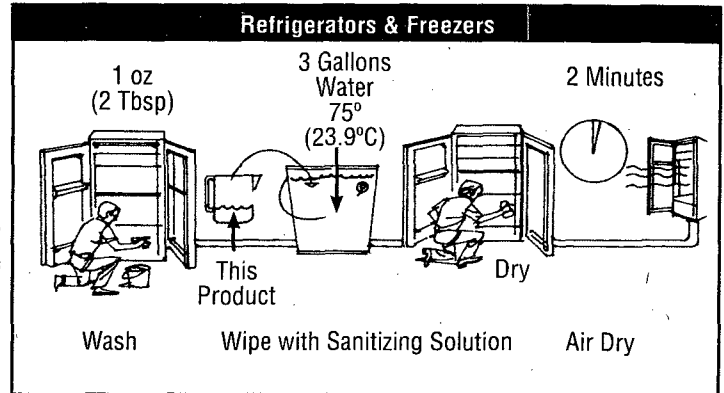
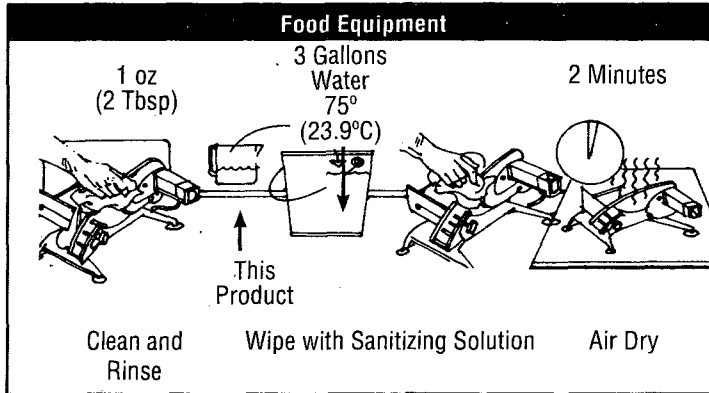
TO SANITIZE



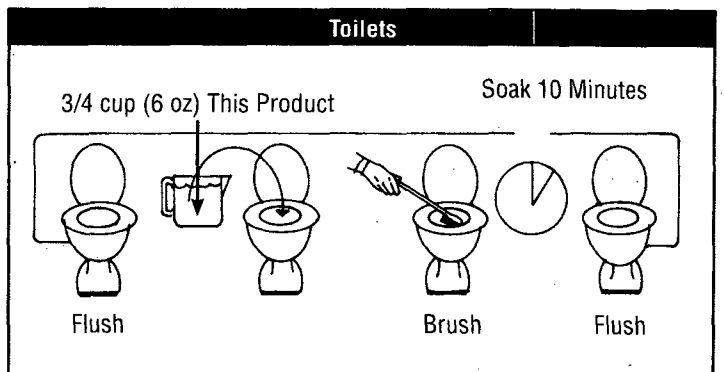
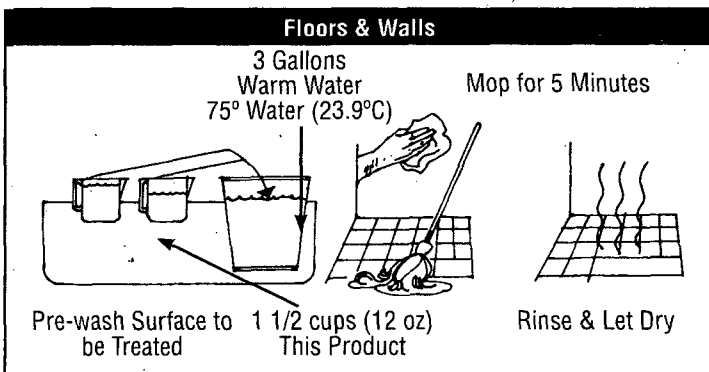
39/57

PUMA (EPA Reg. No. 5813-100 -or- 5813-100-67619 if sub-registration)
[REGISTERED AS (Insert Registered Alternate Brand Name -or- sub-registration name)]
HOW TO SANITIZE AND DISINFECT WITH THIS PRODUCT continued

TO SANITIZE *continued*



TO DISINFECT



40/57

**PUMA (EPA Reg. No. 5813-100 -or- 5813-100-67619 if sub-registration)
[REGISTERED AS (Insert Registered Alternate Brand Name -or- sub-registration name)]
IN SANITATION OF RESTAURANTS AND TAVERNS**

It is a violation of Federal law to use this product in a manner inconsistent with its labeling. ~~Labeling must be in possession of user at time of application. Read and follow label affixed to the container. Refer to container label for use precautions and further information.~~

An unclean kitchen and contaminated food result in the hazards of contaminated surfaces. To help avoid this, it is important to keep all work surfaces, equipment and utensils hygienically clean. This product is a highly effective, economical and convenient germicide for this use in restaurants and taverns, as well as in the home.

To sanitize work surfaces (not utensils): After each use, scrub thoroughly with hot suds; rinse with clear, cold water. Then prepare a 200 ppm available chlorine sanitizing solution. Apply this solution 1 minute. Air dry.

To disinfect work surfaces (not utensils): After each use, scrub thoroughly with hot suds; rinse with clear, cold water. Then prepare a 2400 ppm available chlorine disinfecting solution. Apply this solution 5 minutes. Rinse with potable water. Air dry.

To sanitize dishes, glassware, utensils: Wash thoroughly; then soak 2 minutes in a 200 ppm available chlorine solution [made with hot water]. Use chlorine test strips to adjust to 200 ppm available chlorine. Drain dry. (Do not use on non-stainless steel, aluminum, silver, or chipped enamel. Disinfect these by scalding.)

Disinfecting sink and sanitizing dishcloth[s]: A routine follow-up to dishwashing. First wash sink and rinse dishcloth[s] in hot suds. Drain out sudsy water. Then fill with a 2400 ppm available chlorine solution. Let stand 5 minutes. Swish dishcloth[s] in this solution; then use it to wipe sides of sink. Soak dishcloth[s] for 1 minute in this solution. Then rinse sink and dishcloth[s] with clear water.

To deodorize drain pipes: Flush with very hot water followed by 3/4 cup of this product. Wait 5 minutes; flush out with clear water.

To sanitize refrigerators: Remove food before using this product. First wash inside surfaces. Then wipe with a 200 ppm available chlorine solution made with warm water. Let stand for [at least] 2 minutes. Air dry. (Do not use on non-stainless steel, aluminum, silver, or chipped enamel.)

Ice cream freezers - to clean and sanitize: After using, flush with warm water until water runs clear. Scrub or pressure-spray with solution prepared by thoroughly mixing 1 oz [regular] [powdered] detergent with each gallon of 450 ppm available chlorine solution. Rinse thoroughly with clean, clear water; drain. Immediately before use, sanitize for 2 minutes with a 200 ppm available chlorine solution; drain thoroughly.

To disinfect hard, nonporous floors (plastic or ceramic tile): Prepare a 2400 ppm available chlorine solution. Mop or scrub. (Do not use on cork or linoleum.) Let stand 5 minutes. Rinse.

To sanitize brushes, mops and brooms: After using brushes, mops and brooms, wash thoroughly; then soak for 5 minutes in a 2400 ppm available chlorine solution made with warm water. Rinse with clear water; dry. (Do not use on -or- with cellulose sponge mops.)

Pails and dustpans: Remove heavy dirt prior to cleaning. Wash with a 2400 ppm available chlorine solution. Let stand 5 minutes. Rinse with clear, cold water. Air dry.

To deodorize and sanitize garbage cans: Remove heavy dirt with a cleaner. Rinse. Pour in a 2400 ppm available chlorine solution. Swab inside surfaces with this solution. Let stand 5 minutes. Rinse with clear water; dry.

1/3 oz this product (2 tsp)	+ One Gallon Water	= 200 ppm
4 oz this product	+ One Gallon Water	= 2400 ppm

41/57

**PUMA (EPA Reg. No. 5813-100 -or- 5813-100-67619 if sub-registration)
[REGISTERED AS (Insert Registered Alternate Brand Name -or- sub-registration name)]
IN SANITIZING CYCLE OF CHEMICAL SANITIZING DISHWASHING MACHINES**

It is a violation of Federal law to use this product in a manner inconsistent with its labeling. ~~Labeling must be in possession of user at time of application. Read and follow label affixed to the container. Refer to container label for use, precautions and further information.~~

This product is an approved sanitizing agent for use in the sanitizing cycle of chemical sanitizing dishwashing machines.

Directions for Use:

1. Hook up a Clorox bleach -or- ***This Product*** bottle to the automatic bleach dispensing system of the chemical sanitizing dishwashing machine. If the bottle is already in place, make sure that sufficient product remains in the bottle to complete the dishwashing job.
 2. Wash tableware in the machine following the manufacturer's operating instructions.
 3. After the washing/rinsing/sanitizing cycles are completed, remove the dishwashing rack. Let stand 2 minutes. Allow the tableware to air dry.
- Caution:** Do not sanitize silverware or pewter with this product as these metals may darken.

Bleach Dispensing System Adjustments

The following steps must be followed before using a new chemical sanitizing dishwashing machine and on a regular basis thereafter:

- a. Start machine and let run until the machine has begun the final rinse cycle.
- b. Take a sample of the rinse water.
- c. Using a chlorine test kit, determine the parts per million (ppm) of available chlorine in the sample.
- d. If the ppm of available chlorine is lower than the minimum or higher than the maximum level of available chlorine permitted by local public health authorities, adjust the bleach dispensing system.
- e. Repeat steps "a" through "c" until a correct ppm of available chlorine is achieved.

Your equipment service representative or dishwashing detergent supplier will often make these adjustments for you.

Correct Chlorine Concentration

Local public health codes vary with regard to the parts per million of available chlorine permitted in the final rinse water of chemical sanitizing dishwashing machines. The minimum level is 50 ppm of available chlorine with a maximum level of 200 ppm, although some states require 100 ppm minimum level. Check with your local public health department on the applicable regulations for your area.

**PUMA (EPA Reg. No. 5813-100 -or- 5813-100-67619 if sub-registration)
[REGISTERED AS (Insert Registered Alternate Brand Name -or- sub-registration name)]
FOR CROP/SITE TREATMENT**

It is a violation of Federal law to use this product in a manner inconsistent with its labeling. ~~Labeling must be in possession of user at time of application. Read and follow label affixed to the container. Refer to container label for use, precautions and further information.~~

CROP/SITE: ASPARAGUS SEED TREATMENT

Target Pest/Problem:

To aid in the prevention of asparagus root rot (*Fusarium oxysporium* and *F. asparagi*)

Dosage:

6000 ppm available chlorine solution.

Dilution or Application Rate:

Use 1 gallon of solution per pound of seed.

Method of Application:

Wash seed in solution for 40 minutes, providing continuous agitation. After washing seed, spread and air dry.

Frequency/Timing of Applications:

1 application.

Preharvest Interval:

Preplant treatment.

Other Requirements:

Do not use treated seeds for food or feed. Allow to dry before storing, planting, or treating with other chemicals. Prepare fresh solution for each batch of seed.

42/57

CROP/SITE: PEPPER SEED TREATMENT

Target Pest/Problem:

To aid in the prevention of bacterial spot (*Xanthomonas vesicatoria*)

Dosage:

10,000 ppm available chlorine solution.

Dilution or Application Rate:

Use 1 gallon of solution per pound of seed.

Method of Application:

Wash seed in solution for 40 minutes, providing continuous agitation. After washing seed, spread to air dry.

Frequency/Timing of Application:

1 application.

Preharvest Interval:

Preplant treatment.

Other Requirements:

Do not use treated seed for food or feed. Allow to dry before storing, planting, or treating with other chemicals. Prepare fresh solution for each batch of seed.

CROP/SITE: TOMATO SEED TREATMENT

Target Pest/Problem:

To aid in the control of bacterial canker (*Corynebacterium michiganense*) and tobacco mosaic virus (TMV).

Dosage:

10,000 ppm available chlorine solution.

Dilution or Application Rate:

Use 1 gallon solution per pound of seed.

Method of Application:

Wash seed in solution for 40 minutes, providing continuous agitation. After washing seed, spread to air dry.

Frequency/Timing of Application:

1 application.

Preharvest Interval:

Preplant treatment.

Other Requirements:

Do not use treated seed for food or feed. Allow to dry before storing, planting, or treating with other chemicals. Prepare fresh solution for each batch of seed.

CROP/SITE: RICE SEED TREATMENT

Target Pest/Problem:

For prevention of bakanae disease *Fusarium fujikuroi* [syn *F. moniliforme*] -or- *Gibberella fujikuroi*

Dosage:

3000 ppm available chlorine solution.

Dilution or Application Rate:

4 gallons of solution per 96 gallons water.

Method of Application:

Using a thoroughly pre-mixed solution, soak seed for two hours then drain solution and replace with fresh water. Continue seed soaking and draining as usual. Do not apply undiluted product directly to seed.

Dosage:

1500 ppm available chlorine solution.

Dilution or Application Rate:

2 gallons solution per 98 gallons of water.

Method of Application:

Using a thoroughly pre-mixed solution, soak and drain seed as usual (no rinse required). Do not apply undiluted product directly to seed.

43/57

Frequency/Timing of Applications:

1 application during preplant soaking of seed.

Pre-harvest Interval:

Preplant treatment.

Other Requirements:

Do not use treated seeds for food or feed. Prepare fresh solution for each batch of seed.

Note: *this language applicable to any seed treatment listed above*

PERSONAL PROTECTIVE EQUIPMENT (PPE)

Applicators and other handlers must wear coveralls worn over long-sleeved shirt and long pants, chemical-resistant footwear, chemical-resistant gloves made of any waterproof material, rubber boots plus socks and protective eyewear.

Follow manufacturer's instructions for cleaning/maintaining PPE. If no such instructions for washables, use detergent and hot water. Keep and wash PPE separately from other laundry.

ENGINEERING CONTROLS STATEMENTS

When handlers use closed systems, enclosed cabs or aircraft in a manner that meets the requirements listed in the worker protection standard (WPS) for agricultural pesticides [40 CFR 170.240 (d) (4-6)], the handler PPE requirements may be reduced or modified as specified in the WPS. **IMPORTANT:** When reduced PPE is worn because a closed system is being used, handlers must be provided all PPE specified above for "applicators and other handlers" and have such PPE immediately available for use in an emergency, such as a spill or equipment break-down.]

THIS LABEL MUST BE IN POSSESSION OF THE USER.

REFER TO THE MAIN LABEL FOR ADDITIONAL PRECAUTIONARY STATEMENTS.

USER SAFETY REQUIREMENTS

USERS MUST:

Wash hands before eating, drinking, chewing gum, using tobacco or using the toilet.

Remove PPE immediately after handling this product. Wash the outside of gloves before removing. As soon as possible, wash thoroughly and change into clean clothing.

Do not apply this product in a way that will contact workers or other persons, either directly or through drift. Only protected handlers may be in the area during application. For any requirements specific to your State or Tribe, consult the agency responsible for pesticide regulation.

AGRICULTURAL USE REQUIREMENTS

Use this product only in accordance with its labeling and with the worker protection standard, 40 CFR, part 170. This standard contains requirements for the protection of agricultural workers on farms, forests, nurseries, and greenhouses, and handlers of agricultural pesticides. It contains requirements for training, decontamination, notification, and emergency assistance. It also contains specific instructions and exceptions pertaining to the statements on this label about personal protective equipment (PPE) and restricted-entry interval. The requirements in this box only apply to uses of this product that are covered by the worker protection standard.

Do not enter or allow worker entry into treated areas during the restricted entry interval (REI) of 24 hours.

PPE required for early entry to treated areas that is permitted under the worker protection standard and that involves contact with anything that has been treated, such as plants, soil, or water, is: coveralls worn over long-sleeved shirt and long pants, chemical-resistant footwear, chemical-resistant gloves made of any waterproof material, rubber boots plus socks, and protective eyewear.

44/57

**PUMA (EPA Reg. No. 5813-100 -or- 5813-100-67619 if sub-registration)
[REGISTERED AS (Insert Registered Alternate Brand Name -or- sub-registration name)]
PLANT PARASITIC NEMATODES AND PLANT DISEASE-CAUSING FUNGI QUARANTINE USE DIRECTIONS**

It is a violation of Federal law to use this product in a manner inconsistent with its labeling. **Labeling must be in possession of user at time of application. Read and follow label affixed to the container. Refer to container label for use, precautions and further information.**

Crop/Site/Commodity	1. Walks, benches, tools, plant containers in nurseries and other quarantine areas 2. Farm equipment and machinery 3. Laboratory work areas, equipment and specimens 4. Deciduous fruit tree nursery stock (dormant)
Target Pest/Problem	Plant parasitic nematodes, plant disease-causing fungi and general surface disinfection
Dosage	See dilution rate.
Dilution or Application Rate	Eight parts water with one part this product (equals approximately 0.85% active ingredient)
	Laboratory work areas, equipment and specimens: Prepare a solution of seven or eight parts water to one part product. Scrub areas and implements thoroughly, then wipe or allow to dry naturally. Workers doing the treatment must wear waterproof gloves. Small tools or implements and other items covered above may be immersed for 5 to 10 minutes in the solution instead of scrubbing manually. Wipe off plant tissue or soak tissue in the solution.

Deciduous Fruit Tree Nursery Stock	Seven or eight parts water with one part product (equals approximately 0.85% to 1.0% active ingredient)
Method of Application	Drench and dip method
Deciduous Fruit Tree Nursery Stock	1. Thoroughly clean all soil from roots. 2. Dip entire tree root system in solution for 30 to 45 seconds. 3. Immediately rinse tree root system with clean water upon removal from dip solution.
Frequency/Timing of Applications	As needed
Deciduous Fruit Tree Nursery Stock	One application at harvest (tree-digging period)
Field Reentry After Application	Not applicable
Preharvest Interval	Not applicable
Other Requirements	Do not apply through any type of irrigation system.
Deciduous Fruit Tree Nursery Stock	Workers required to wear eye protection and waterproof gloves.

45/57

**PUMA (EPA Reg. No. 5813-100 -or- 5813-100-67619 if sub-registration)
[REGISTERED AS (Insert Registered Alternate Brand Name -or- sub-registration name)]
KARNAL BUNT QUARANTINE TREATMENT USE DIRECTIONS**

It is a violation of Federal law to use this product in a manner inconsistent with its labeling. ~~Labeling must be in possession of user at time of application. Read and follow label affixed to the container. Refer to container label for use, precautions and further information.~~

Crop/Site/Commodity:	Tools, conveyances, mechanized farm equipment, seed conditioning or milling equipment, soil moving equipment, or grain elevators and structures used for storing and handling grain
Target Pest/Problem:	Karnal bunt (<i>Tilletia indica</i>)
Dosage:	See dilution rate.
Dilution Rate:	Mix 1 part this product to 4 parts water (equals approximately 1.5% active ingredient).
Method of Application:	Before treating remove all soil and plant debris. The dilute solution of sodium hypochlorite will be used to wet the point of runoff surfaces potentially exposed to the pathogen. Saturate any soil removed by the treatment with the solution. Wash down the equipment or site thoroughly with clean water after 15 minutes to minimize corrosion.
Crop/Site/Commodity:	Wheat and triticale germplasm for research or seed increase use. Commodities may not be used for food, feed or oil purposes.
Target Pest/Problem:	Karnal bunt (<i>Tilletia indica</i>)
Dosage:	See dilution rate.
Dilution Rate:	Mix 1 part this product to 4 parts water (equals approximately 1.5% active ingredient) with 2mL/L Tween added.
Method of Application:	Treat seed with the dilute solution and agitate for 10 minutes at room temperature. Follow seed treatment by a 15 minute rinse with clean, running water, then drying of the seed.
Additional Restrictions, User Precautions and Requirements:	Be sure treated surfaces are dry before handling. Read and follow precautionary statements on product label.

**PUMA (EPA Reg. No. 5813-100 -or- 5813-100-67619 if sub-registration)
[REGISTERED AS (Insert Registered Alternate Brand Name -or- sub-registration name)]
CITRUS CANKER TREATMENT USE DIRECTIONS**

It is a violation of Federal law to use this product in a manner inconsistent with its labeling. ~~Labeling must be in possession of user at time of application. Read and follow label affixed to the container. Refer to container label for use, precautions and further information.~~

Crop/Site/Commodity:	T511-1 Citrus and other Rutaceous seeds from citrus canker countries
Target Pest/Problem:	<i>Xanthomonas axonopodis, pv. citri</i> (citrus canker)
Dosage:	See dilution rate.
Dilution Rate:	Mix 1 part of this product to 12 parts water (equals approximately 0.6% active ingredient).
Method of Application:	T511-1 seeds shall be treated for possible infection with citrus canker bacteria by first washing seeds if any mucilaginous materials are adhering. Next, immerse the seeds in water at 125 degrees F or higher for 10 minutes. Then immerse seeds for a period of at least 2 minutes in a 0.6% sodium hypochlorite solution. Drain, dry and repack near original moisture content.

46/57

PUMA (EPA Reg. No. 5813-100 -or- 5813-100-67619 if sub-registration)
[REGISTERED AS (Insert Registered Alternate Brand Name -or- sub-registration name)]
SOUTHERN SEA OAT SEEDS (UNIOLA PANICULATA)

It is a violation of Federal law to use this product in a manner inconsistent with its labeling. ~~Labeling must be in possession of user at time of application. Read and follow label affixed to the container. Refer to container label for use, precautions and further information.~~

Crop/Site/Commodity:	Southern sea oat seeds (<i>Uniola Paniculata</i>)
Target Pest/Problem:	Plant disease-causing bacteria and fungi
Dilution of Product:	Mix 1 part of this product to 2 parts water (27000 ppm).
Method of Application:	Soak seeds in solution for 15 minutes, rinse with tap water and allow to dry at 21°C (70°F) for 30 minutes. Store in cool dry location prior to germination.
Frequency/Timing of Application:	Treat seeds prior to germination.
Precautions:	As sodium hypochlorite is corrosive to many metals, chains and other machine parts must be either plastic or plastic coated and must be rinsed with clear water after use of product. Do not mix full-strength product or treatment solution with any other agricultural chemical, ammonia, or acid. Read and follow precautionary statements on product label.
NOTE:	DO NOT USE TREATED SEED FOR FOOD OR FEED. Use bleach treatment only on crops and for the purposes listed. Apply only as specified above.

PUMA (EPA Reg. No. 5813-100 -or- 5813-100-67619 if sub-registration)
[REGISTERED AS (Insert Registered Alternate Brand Name -or- sub-registration name)]
FOR FRUIT & VEGETABLE WASHING

It is a violation of Federal law to use this product in a manner inconsistent with its labeling. ~~Labeling must be in possession of user at time of application. Read and follow label affixed to the container. Refer to container label for use, precautions and further information.~~

Thoroughly clean all fruits and vegetables in a wash tank. Prepare a sanitizing solution of 25 ppm available chlorine. After draining the tank, submerge fruit or vegetables for 2 minutes in a second wash tank containing the recirculating sanitizing solution. Spray rinse vegetables with the sanitizing solution prior to packaging. Rinse fruit with potable water only prior to packaging.

PUMA (EPA Reg. No. 5813-100 -or- 5813-100-67619 if sub-registration)
[REGISTERED AS (Insert Registered Alternate Brand Name -or- sub-registration name)]
AS A FUNGICIDE FOR SEED POTATOES

It is a violation of Federal law to use this product in a manner inconsistent with its labeling. ~~Labeling must be in possession of user at time of application. Read and follow label affixed to the container. Refer to container label for use, precautions and further information.~~

This product is fungicidal to the Verticillium wilt organism *V. albo-atrum* (microsclerotial type) on seed potatoes. A bleach solution of this product is applied to whole seed and freshly cut seed potato pieces during the cutting operation for planting. [Research at the Washington State University Irrigated Agriculture Research and Extension Center² has shown that treatment with a sodium hypochlorite solution helps to prevent the spread of organisms to uninfected soil or fields via seed potato surfaces.]

Use Instructions

Thoroughly mix a solution of 6000 ppm available chlorine for spraying. Use this solution to spray freshly cut seed potato pieces from the top and bottom of the cutting chain or elevator with a series of non-mist nozzles at 3 to 5 psi. Thoroughly cover all cut and uncut surfaces with the solution. The treatment will be most effective on clean seed tubers, as the organic matter in soil will reduce the effectiveness of the sodium hypochlorite.

Plant within four hours of the cutting and bleach treatment operation. If planting is delayed, store the treated seed in clean, open, well-ventilated bins or truck beds. Storing cut, wet seed in large unventilated containers will contribute to secondary breakdown from soft rot organisms.

47/57

Safety Precautions

Do not mix full-strength product or treatment solution with any other agricultural chemical, ammonia, or acid. Avoid prolonged contact of this product with skin. Wear safety glasses. If full strength or diluted bleach is splashed in the eyes, flush with water.

Conduct the spraying operations either outside, in a well-ventilated building, or under a hooded exhaust system. Use non-misting nozzles to avoid breathing of mist. Wear a face mask and plastic or rubber gloves and clothing. Because sodium hypochlorite is corrosive to many metals, chains and other machine parts should be either plastic or plastic-coated and rinsed with clear water after use.

NOTE: DO NOT USE THE TREATED SEED FOR FOOD OR FEED. Use the bleach treatment only on crops and for the purposes recommended. Apply only as specified above. Do not apply in a dipping operation or bleach solution may become contaminated with soil and organic matter from the potato surfaces and lose its effectiveness.

²Easton, G.D., M.E. Nagle, and D.L. Bailey, 1972. "Verticillium albo-atrum Carried by Certified Seed Potatoes into Washington and Control by Chemicals", *American Potato Journal* 49: 397-402.

**PUMA (EPA Reg. No. 5813-100 -or- 5813-100-67619 if sub-registration)
[REGISTERED AS (Insert Registered Alternate Brand Name -or- sub-registration name)]
FOR MEAT AND POULTRY PROCESSING WATER**

It is a violation of Federal law to use this product in a manner inconsistent with its labeling. ~~Labeling must be in possession of user at time of application. Read and follow label affixed to the container. Refer to container label for use precautions and further information.~~

This product may be used in processing water of meat and poultry plants at concentrations up to 5 ppm (parts per million) calculated as available chlorine. Chlorine may be present in poultry chiller intake water, in water for reprocessing poultry carcasses internally contaminated with feces, and in red meat carcass final wash water at concentrations between 25 and 50 ppm calculated as available chlorine. Use Chlorine Test Strips to adjust to desired available chlorine level. Chlorine must be dispensed at a constant and uniform level and the method or system must be such that a controlled rate is maintained.

**PUMA (EPA Reg. No. 5813-100 -or- 5813-100-67619 if sub-registration)
[REGISTERED AS (Insert Registered Alternate Brand Name -or- sub-registration name)]
FOR SANITIZING SOLUTIONS FOR EQUIPMENT AND UTENSILS**

It is a violation of Federal law to use this product in a manner inconsistent with its labeling. ~~Labeling must be in possession of user at time of application. Read and follow label affixed to the container. Refer to container label for use precautions and further information.~~

This product is authorized for use as a sanitizing solution in official establishments operating under the USDA meat, poultry, shell egg grading and egg products inspection programs.

Before using this product, food products and packaging materials must be removed from the room or kept protected.

Before they are treated with a bleach solution, the food processing equipment and utensils must be thoroughly washed and then rinsed with clear, cold water.

The bleach solution used for sanitizing must not exceed 200 ppm (parts per million) available chlorine. (Use chlorine test strips to adjust to 200 ppm available chlorine.) The bleach solution must be applied by spraying, soaking or scrubbing. Treated surfaces must remain wet for at least 2 -or- two min[utes].

A potable water rinse is not required, provided the equipment and utensils are adequately drained before they come into contact with food. Little or no residue must remain to adulterate or otherwise affect edible products.

48/57

**PUMA (EPA Reg. No. 5813-100 -or- 5813-100-67619 if sub-registration)
[REGISTERED AS (Insert Registered Alternate Brand Name -or- sub-registration name)]
FOR MEAT & POULTRY PLANT LAUNDRY USE**

It is a violation of Federal law to use this product in a manner inconsistent with its labeling. ~~Labeling must be in possession of user at time of application. Read and follow label affixed to the container. Refer to container label for use, precautions and further information.~~

This product may be used on fabric which contacts meat or poultry products directly or indirectly, provided that the fabric is thoroughly rinsed with potable water at the end of the laundering operation.

To sanitize laundry, add enough of this product to reach 200 ppm (parts per million) available chlorine (3/4 cup of bleach per standard washer, 1 cup for extra large washers or heavily soiled loads). Use a good detergent. For best results, dilute bleach with a quart of water and add to wash 5 min[utes] after the wash has begun -or- For best results, add to wash 5 min[utes] after wash cycle has begun. Use chlorine test strips to adjust to exactly 200 ppm available chlorine.

**PUMA (EPA Reg. No. 5813-100 -or- 5813-100-67619 if sub-registration)
[REGISTERED AS (Insert Registered Alternate Brand Name -or- sub-registration name)]
SANITATION IN CARE OF SWINE**

It is a violation of Federal law to use this product in a manner inconsistent with its labeling. ~~Labeling must be in possession of user at time of application. Read and follow label affixed to the container. Refer to container label for use, precautions and further information.~~

Hog houses and farrowing houses - To clean and disinfect:

- (1) Remove loose dirt, litter and debris. Dirty or coated surfaces cannot be disinfected.
- (2) Mix 1 oz [powdered] detergent with each gallon of 2400 ppm available chlorine solution until detergent is dissolved.³ Let stand for [at least] 5 minutes.
- (3) Scrub or pressure-spray all surfaces with this solution. Rinse with clear, cold water.
- (4) Allow to dry before housing pigs.

Remove all animals, poultry, and feed from premises, vehicles, and enclosures. Remove all litter and manure from floors, walls and surfaces of barns, pens, stall chutes and other facilities occupied or traversed by animals. Empty all troughs, feeding and watering appliances. Thoroughly clean all surfaces with soap or detergents and rinse with water.

Ventilate buildings, cars, boats and other closed spaces. Do not house livestock, poultry or employ equipment until chlorine has dissipated. All treated feed racks, mangers, troughs, automatic feeders, fountains and waterers must be rinsed with potable water before reuse.

Clean and disinfect metal watering troughs and feeders by pressure-spraying or scrubbing with solution prepared by thoroughly mixing 1 oz [powdered] detergent with each gallon of 2400 ppm available chlorine solution.³ Let stand for [at least] 5 minutes. Rinse thoroughly with clear, cold water; drain dry. (Clean and disinfect drinking troughs and feeders before housing pigs, and as often as necessary to keep sanitary.)

To sanitize drinking water: Prepare a 5 ppm available chlorine solution using clear water. (Water containing suspended material is difficult to sanitize.)

NOTE: Clean metal surfaces can be sanitized using the above method. Wooden surfaces are difficult to sanitize by any method.

³For **bleach/detergent** solution, use **hot** water if available.

Use chlorine test strips to adjust to desired available chlorine level.

49/57

**PUMA (EPA Reg. No. 5813-100 -or- 5813-100-67619 if sub-registration)
[REGISTERED AS (Insert Registered Alternate Brand Name -or- sub-registration name)]
FOR POULTRY CARE**

It is a violation of Federal law to use this product in a manner inconsistent with its labeling. ~~Labeling must be in possession of user at time of application. Read and follow label affixed to the container. Refer to container label for use, precautions and further information.~~

Keeping poultry healthy, productive and profitable is largely a problem of disease prevention. Remedial measures are much more difficult and often less successful than preventing the spread of disease before it infects the flock. Regular use of this product in the sanitation and disinfection of chicken houses, brooders, and other poultry equipment is an effective aid in preventing many diseases of bacterial and viral origin.

To sanitize drinking water: Prepare a 5 ppm available chlorine solution using clear water. Let stand 1 minute. Use in glass, porcelain, stoneware or concrete containers. Clean containers daily; rinse.

For young chicks, prepare a 2 ppm available chlorine solution since baby chicks do not soil the water as rapidly as grown chickens, and the solution retains its effectiveness longer.

When cleaning drinking water containers, etc., an 1800 ppm available chlorine solution is effective in removing the slime. **DO NOT ALLOW BIRDS TO DRINK THIS SOLUTION.**

To clean and disinfect poultry houses, brooders, hatcheries: Clean and disinfect poultry houses between cycles. Clean hatcheries weekly or as necessary to keep sanitary. Metal surfaces can be satisfactorily disinfected. Wooden surfaces are difficult to sanitize by any method.

- (1) Remove all litter, loose dirt and debris.
- (2) Thoroughly mix solution of 1 oz [powdered] detergent with each gallon of 2400 ppm available chlorine solution.⁴
- (3) Using this solution, scrub or pressure-spray all exposed areas, including floor, walls, ceiling posts and support beams. Let stand for 5 minutes.
- (4) Rinse with clean, clear, cold water.
- (5) Let dry thoroughly before introducing poultry.

Metal incubators, feeders, water containers, other poultry equipment and utensils - To clean and disinfect: Remove loose dirt and debris. Scrub or pressure-spray with solution of 1 oz [powdered] detergent thoroughly mixed with each gallon of 1400 ppm available chlorine solution.⁴ Let stand for 2 minutes. Rinse with clear, cold water. Let dry.

For continuous washers, prepare washing solution as above. Add an additional 1/2 oz of detergent per every 4 gallons of 50 ppm available chlorine solution every 30 minutes. Dump wash tank and recharge every 2 hours. **For manual method,** soak eggs for only 1 to 2 minutes. Agitate basket. Make sure eggs are completely covered.

Air-dry eggs as rapidly as possible. Store in cool (55° F) room. Maintain relative humidity of 60-80%.

NOTE: Keep egg-washing equipment sanitary. Frequent cleaning will aid in operation and produce more sanitary eggs. While equipment is idle, bacteria can multiply. This contamination can be reduced by thoroughly flushing all equipment immediately before use with a solution of 200 ppm available chlorine.

⁴Where this **product/detergent** solution is recommended for sanitizing poultry houses and equipment, use **hot** water (140° F or above) if available.

**PUMA (EPA Reg. No. 5813-100 -or- 5813-100-67619 if sub-registration)
[REGISTERED AS (Insert Registered Alternate Brand Name -or- sub-registration name)]
SPECIAL INSTRUCTIONS FOR INACTIVATING AVIAN INFLUENZA A**

It is a violation of Federal law to use this product in a manner inconsistent with its labeling. ~~Labeling must be in possession of user at time of application. Read and follow label affixed to the container. Refer to container label for use, precautions and further information.~~

FOR INACTIVATION OF AVIAN INFLUENZA A IN POULTRY HOUSES, BROODERS, HATCHERIES:

1. Remove all poultry or animals and feeds from the premises, trucks, vehicles, coops, crates and enclosures.
2. Remove all litter and manure or droppings from floors, walls and surfaces of barns, pens, stalls, chutes, and other facilities and fixtures occupied or traversed by animals or poultry.
3. Empty all troughs, racks and other feeding and watering appliances.
4. Thoroughly clean all surfaces with soap or detergent and rinse with water.

- 50/57
- Mix 1 part of this product with 31 parts water. Saturate all surfaces with the disinfecting solution for 5 minutes.
 - Immerse all halters, ropes, and other types of equipment used in handling and restraining animals, as well as forks, shovels, and scrapers used for removing litter and manure.
 - Ventilate buildings, coops, and other closed spaces. Do not house livestock or poultry or employ equipment until treatment has been absorbed, set, or dried.
 - Thoroughly scrub all treated feed racks, mangers, troughs, automatic feeders, fountains, and waterers with soap or detergent, and rinse with potable water before reuse.

**PUMA (EPA Reg. No. 5813-100 -or- 5813-100-67619 if sub-registration)
[REGISTERED AS (Insert Registered Alternate Brand Name -or- sub-registration name)]
IN CARE OF LIVESTOCK, HORSES, PETS**

It is a violation of Federal law to use this product in a manner inconsistent with its labeling. ~~Labeling must be in possession of user at time of application. Read and follow label affixed to the container. Refer to container label for use, precautions, and further information.~~

To clean and disinfect barns, stables, hutches, kennels: Remove all litter, loose dirt and debris. Mix 1 oz [powdered] detergent with each gallon of 2400 ppm available chlorine solution until detergent is dissolved.³ Using the solution, thoroughly scrub or pressure-spray all exposed areas including floor, walls, ceiling posts and support beams. Let stand for [at least] 5 minutes. Rinse with clean, clear, **cold** water. Let area dry thoroughly before housing animals.

Loading and hauling equipment: Loading chutes, trucks, trailers and other equipment for transportation of animals must be cleaned and disinfected prior to use. Pressure-spray or scrub with solution prepared by thoroughly mixing 1 oz [powdered] detergent with each gallon of 2400 ppm available chlorine solution.³ Let stand for [at least] 5 minutes. Rinse with clean, clear, **cold** water. Allow to dry before use.

Feeders and drinking water containers - to clean and disinfect: Thoroughly scrub or pressure-spray with solution of 1 oz [powdered] detergent mixed with each gallon of 2400 ppm available chlorine solution.³ Let stand for [at least] 5 minutes. Rinse thoroughly with clear, **cold** water; allow to drain dry. (A solution of 1800 ppm available chlorine is effective in removing slime which sometimes forms on drinking water containers. **DO NOT LET ANIMALS DRINK THIS SOLUTION.**)

To sanitize animals' drinking water: Prepare a 5 ppm available chlorine solution using clear water. Use in glass, plastic, porcelain or concrete containers daily. (See directions above.)

³For this **product/detergent** solution, use **hot** water if available.

**PUMA (EPA Reg. No. 5813-100 -or- 5813-100-67619 if sub-registration)
[REGISTERED AS (Insert Registered Alternate Brand Name -or- sub-registration name)]
FOR FOOD EGG SANITIZATION**

It is a violation of Federal law to use this product in a manner inconsistent with its labeling. ~~Labeling must be in possession of user at time of application. Read and follow label affixed to the container. Refer to container label for use, precautions, and further information.~~

To sanitize food eggs: Thoroughly clean all eggs. Prepare a 200 ppm available chlorine solution. The sanitizer temperature must not exceed 130° F. Spray the warm sanitizer so that the eggs are completely wet. Allow the eggs to fully dry before casing or breaking. Do not apply a potable water rinse. The solution must not be re-used to sanitize eggs.

**PUMA (EPA Reg. No. 5813-100 -or- 5813-100-67619 if sub-registration)
[REGISTERED AS (Insert Registered Alternate Brand Name -or- sub-registration name)]
FOR DAIRY AND CREAMERY EQUIPMENT SANITATION**

It is a violation of Federal law to use this product in a manner inconsistent with its labeling. ~~Labeling must be in possession of user at time of application. Read and follow label affixed to the container. Refer to container label for use, precautions, and further information.~~

This product is effective as a chemical sanitizer of milk utensils, containers and equipment. This product dissolves milk solids and other protein material and is a quick and effective deodorizer.

An exposure period of at least 2 minutes to a 200 ppm available chlorine solution must be maintained when the solution temperature is 75° F. Use chlorine test strips to adjust solution to desired strength. Lower solution temperatures result in slower action; for each 18° F drop in temperature,

approximately double the exposure time is needed to achieve equivalent bactericidal action with same strength of solution. You can also compensate for lower temperatures by increasing the concentration of this product. 51/57

You must clean out large deposits of milk or other organic matter before applying this product/water solution. A sharp decline in the available chlorine content of the solution following circulation through milk processing equipment is usually regarded as evidence of inadequate cleaning of the equipment. If this occurs, investigate promptly.

RUBBER TEAT CUPS AND TUBES - Before each milking, prepare a 200 ppm available chlorine sanitizing solution. Dip teat cups into this solution for 2 minutes before transferring them from one cow to another.

To sanitize - SOAKING METHOD: After each milking, wash cups and tubes by brushing thoroughly with detergent solution. Rinse cups and tubes with cold water. Prepare a 200 ppm available chlorine sanitizing solution in earthenware, glass, porcelain or stoneware containers. Submerge cups in this solution for 2 minutes, holding ends of tubes; coil tubes slowly into solution between milkings; drain thoroughly before using.

To maintain sanitizing solution at proper strength, add 2 teaspoons of this product daily (in hot weather, 3/4 oz) for each 3 gallons water, mix well. Old solution may be utilized for deodorizing and making floors and drains sanitary; for this purpose, add 3/4 oz of this product for each 5 gallons of old solution; mix well.

To sanitize - RACK METHOD: After each milking, rinse cups and tubes in cold water. Wash in detergent solution, then rinse. Prepare a 200 ppm available chlorine sanitizing solution; place solution in bottle above rack for 2 minutes. Place tubes and cups in rack; fill with solution and let stand between milkings; drain thoroughly and air dry before using. Old solution may be utilized in deodorizing and making floors and drains sanitary.

METAL TEAT CUPS AND TUBES - Before each milking, prepare a 200 ppm available chlorine sanitizing solution. Dip teat cups into this solution before transferring them from one cow to another.

To sanitize: After each milking, rinse cups and tubes with cold water. Wash in detergent solution; rinse in a 200 ppm available chlorine solution for 2 minutes; drain thoroughly and dry before using. **(Do NOT leave metal cups in bleach solution.)**

To clean and sanitize milking machines and utensils: Immediately after milking, flush equipment with clean, lukewarm water. Dismantle equipment after each milking and wash it (including all rubber parts and stanchion hoses) and all utensils with a solution prepared by thoroughly mixing 1 oz of your [regular] [powdered] detergent with each gallon of a 200 ppm available chlorine solution. Water temperature must be 100° F to 130° F. **(DO NOT MIX THIS PRODUCT WITH ACID CLEANERS OR MILK STONE REMOVERS.)** Rinse equipment and utensils thoroughly with clean, clear water; drain. Air dry. **Immediately before use, sanitize according to directions shown below.**⁵

Cleaning in place - bulk storage tanks, dairy pipelines, transfer stations: Immediately after emptying milk, flush surfaces with a large volume of clear, lukewarm water until water runs completely clear. Thoroughly mix solution of 1 oz of your [regular] [powdered] detergent with each gallon of a 200 ppm available chlorine solution. Use hot water if available, and maintain the temperature of the solution at 120-160° F throughout the entire circulation. **(DO NOT USE THIS PRODUCT WITH ACID CLEANERS OR MILK STONE REMOVERS.)** Circulate the sanitizing solution through the system for 10 to 15 minutes. (Brush-wash with solution all parts not coming in contact with solution as it circulates.) Rinse thoroughly with clean, clear water; allow to drain. Air dry. Seal this equipment to help protect against contamination. **Immediately before use, sanitize according to directions shown below.**⁵

Separators, strainers, milk cans, pails, churns, pasteurizers - To clean and sanitize: After using, rinse immediately with clear, cold water; then scrub or pressure-spray with solution of 1 oz of your [regular] [powdered] detergent thoroughly mixed with each gallon of 200 ppm available chlorine solution. Rinse with clean, clear water; drain thoroughly. Air dry. **Immediately before use, sanitize according to directions shown below.**⁵

Milk bottles - To sanitize: Clean and rinse, then immerse for 5 minutes in a 200 ppm available chlorine solution prepared with cold or lukewarm water; drain; fill. If bottles are not filled promptly, rinse again with same strength bleach solution immediately before filling; drain thoroughly. Air dry. Ordinarily, 12 gallons of this strength solution will sanitize 5000 clean quart bottles. Keep this bleach solution clean and free from milk particles.

Ice cream freezers - To clean and sanitize: After using, flush with warm water until water runs clear. Scrub or pressure-spray with solution prepared by thoroughly mixing 1 oz of [regular] [powdered] detergent with each gallon of 200 ppm available chlorine solution. Let stand 2 minutes. Rinse thoroughly with clean, clear water; drain. Air dry. **Immediately before use, sanitize according to directions shown below.**⁵

⁵**BEFORE USE** - Rinse with a 200 ppm available chlorine sanitizing solution for 2 minutes; drain thoroughly.

52/57

PUMA (EPA Reg. No. 5813-100 -or- 5813-100-67619 if sub-registration)
[REGISTERED AS (*Insert Registered Alternate Brand Name -or- sub-registration name*)]
FISH PONDS AND EQUIPMENT

It is a violation of Federal law to use this product in a manner inconsistent with its labeling. ~~Labeling must be in possession of user at time of application. Read and follow label affixed to the container. Refer to container label for use, precautions and further information.~~

Fish Ponds: Remove fish from ponds prior to treatment. Thoroughly mix 163 oz of this product to 10,000 gallons of water to obtain 10 ppm available chlorine. Add more product to the water if the available chlorine level is below 1 ppm after 5 minutes. Return fish to pond after the available chlorine level reaches zero.

Fish Pond Equipment: Thoroughly clean all equipment prior to treatment. Thoroughly mix 3.5 oz of this product to 10 gallons of water to obtain 200 ppm available chlorine. Soak porous equipment for one hour.

PUMA (EPA Reg. No. 5813-100 -or- 5813-100-67619 if sub-registration)
[REGISTERED AS (*Insert Registered Alternate Brand Name -or- sub-registration name*)]
MAINE LOBSTER PONDS

It is a violation of Federal law to use this product in a manner inconsistent with its labeling. ~~Labeling must be in possession of user at time of application. Read and follow label affixed to the container. Refer to container label for use, precautions and further information.~~

Remove lobsters, seaweed, etc. from ponds prior to treatment. Drain the pond. Thoroughly mix 9800 oz of this product to 10,000 gallons of water to obtain 600 ppm available chlorine. Apply so that all barrows, gates, rocks and dams are treated with product. Permit high tide to fill the pond then close gates. Allow water to stand for 2 to 3 days until the available chlorine level reaches zero. Open gates and allow 2 tidal cycles to flush the pond before returning lobsters to pond.

PUMA (EPA Reg. No. 5813-100 -or- 5813-100-67619 if sub-registration)
[REGISTERED AS (*Insert Registered Alternate Brand Name -or- sub-registration name*)]
CONDITIONING LIVE OYSTERS

It is a violation of Federal law to use this product in a manner inconsistent with its labeling. ~~Labeling must be in possession of user at time of application. Read and follow label affixed to the container. Refer to container label for use, precautions and further information.~~

Thoroughly mix 9 oz of this product to 10,000 gallons of water to 50 - 70°F to obtain 0.5 ppm available chlorine. Expose oysters to this solution for at least 15 minutes, monitoring the available chlorine level so that it does not fall below 0.05 ppm. Repeat entire process if the available chlorine level drops below 0.05 ppm or the temperature falls below 50°F.

PUMA (EPA Reg. No. 5813-100 -or- 5813-100-67619 if sub-registration)
[REGISTERED AS (*Insert Registered Alternate Brand Name -or- sub-registration name*)]
CONTROL OF SCAVENGERS IN FISH HATCHERY PONDS

It is a violation of Federal law to use this product in a manner inconsistent with its labeling. ~~Labeling must be in possession of user at time of application. Read and follow label affixed to the container. Refer to container label for use, precautions and further information.~~

Prepare a solution containing 200 ppm of available chlorine by mixing 3.5 oz of this product with 10 gallons of water. Pour into drained pond potholes. Repeat if necessary. Do not put desirable fish back into refilled ponds until chlorine residual has dropped to 0 ppm, as determined by a chlorine test kit.

53/57

**PUMA (EPA Reg. No. 5813-100 -or- 5813-100-67619 if sub-registration)
[REGISTERED AS (*Insert Registered Alternate Brand Name -or- sub-registration name*)]
FOR EMERGENCY DISINFECTION OF DRINKING WATER (POTABLE)**

It is a violation of Federal law to use this product in a manner inconsistent with its labeling. ~~Labeling must be in possession of user at time of application. Read and follow label affixed to the container. Refer to container label for use, precautions, and further information.~~

Emergency disinfection:

When boiling of water for 1 minute is not practical, water can be made potable by using this product. Prior to addition of the sanitizer, remove all suspended material by filtration or by allowing it to settle to the bottom. Decant the clarified contaminated water to a clean container and add 12 drops or 1/8 teaspoon of this product to 2 gallons of water [(2 drops to 1 quart)]. Allow the treated water to stand for 30 minutes. Properly treated water will have a slight chlorine odor. If not, repeat dosage and allow the water to stand an additional 15 minutes. The treated water can then be made palatable by pouring it between clean containers several times.

For cloudy water, use 24 drops or 1/4 teaspoon of this product per 2 gallons of water [(3 drops to 1 quart)]. If no chlorine odor is apparent after 30 minutes, repeat dosage and wait an additional 15 minutes.

**PUMA (EPA Reg. No. 5813-100 -or- 5813-100-67619 if sub-registration)
[REGISTERED AS (*Insert Registered Alternate Brand Name -or- sub-registration name*)]
FOR DISINFECTION OF POTABLE DRINKING WATER SYSTEMS
(Public and Individual Systems)**

It is a violation of Federal law to use this product in a manner inconsistent with its labeling. ~~Labeling must be in possession of user at time of application. Read and follow label affixed to the container. Refer to container label for use, precautions, and further information.~~

Public system:

Mix a ratio of this product to water to produce a 10 ppm available chlorine by weight. Begin feeding this solution with a hypochlorinator until a free available chlorine residual of at least 0.2 ppm and no more than 0.6 ppm is attained throughout the distribution system. Check water frequently with a chlorine test kit. Bacteriological sampling must be conducted at a frequency no less than that prescribed by the National Interim Primary Drinking Water Regulations. Contact your local Health Department for further details.

Individual systems:

1. Dug wells: Upon completion of the casing (lining), wash the interior of the casing (lining) with a 100 ppm available chlorine solution using a stiff brush. After covering the well, pour the sanitizing solution into the well through both the pipesleeve opening and the pipeline. Wash the exterior of the pump cylinder also with the sanitizing solution. Start pump water until strong odor of chlorine in water is noted. Stop pump and wait at least 24 hours. After 24 hours flush well until all traces of chlorine have been removed from the water. Consult your local Health Department for further details.

Individual water systems:

1. Drilled, driven and bored wells: Run pump until water is as free from turbidity as possible. Pour a 100 ppm available chlorine sanitizing solution into the well. Add 5 to 10 gallons of clean, chlorinated water to the well in order to force the sanitizer into the rock formation. Wash the exterior of pump cylinder with the sanitizer. Drop pipeline into well, start pump and pump water until strong odor of chlorine in water is noted. Stop pump and wait at least 24 hours. After 24 hours flush well until all traces of chlorine have been removed from the water. Deep wells with high water levels may necessitate the use of special methods for introduction of the sanitizer into the well. Mix well [(2 drops to 1 quart)]. Consult your local Health Department for further details.

2. Flowing artesian wells: Artesian wells generally do not require disinfection. If analysis indicates persistent contamination, disinfect the well. Consult your local Health Department for further details.

54/57

PUMA (EPA Reg. No. 5813-100 -or- 5813-100-67619 if sub-registration)
[REGISTERED AS (*Insert Registered Alternate Brand Name -or- sub-registration name*)]
FOR EMERGENCY DISINFECTION AFTER FLOODS

It is a violation of Federal law to use this product in a manner inconsistent with its labeling. ~~Labeling must be in possession of user at time of application. Read and follow label affixed to the container. Refer to container label for use, precautions, and further information.~~

Wells:

Thoroughly flush contaminated casing with a 500 ppm available chlorine solution. Backwash the well to increase yield and reduce turbidity, adding sufficient chlorinating solution to the backwash to produce a 10 ppm available chlorine residual, as determined by a chlorine test kit. After the turbidity has been reduced and the casing has been treated, add sufficient chlorinating solution to produce a 50 ppm available chlorine residual. Agitate the well water for several hours and take a representative water sample. Re-treat well if water samples are biologically unacceptable.

PUMA (EPA Reg. No. 5813-100 -or- 5813-100-67619 if sub-registration)
[REGISTERED AS (*Insert Registered Alternate Brand Name -or- sub-registration name*)]
FOR EMERGENCY DISINFECTION AFTER FIRES

It is a violation of Federal law to use this product in a manner inconsistent with its labeling. ~~Labeling must be in possession of user at time of application. Read and follow label affixed to the container. Refer to container label for use, precautions, and further information.~~

Cross connections or emergency connections:

Set up the hypochlorination or gravity feed equipment near the intake of the untreated water supply. Apply sufficient product to give a chlorine residual of at least 0.1 to 0.2 ppm at the point where the untreated supply enters the regular distribution system. Use a chlorine test kit.

PUMA (EPA Reg. No. 5813-100 -or- 5813-100-67619 if sub-registration)
[REGISTERED AS (*Insert Registered Alternate Brand Name -or- sub-registration name*)]
FOR EMERGENCY DISINFECTION AFTER DROUGHTS

It is a violation of Federal law to use this product in a manner inconsistent with its labeling. ~~Labeling must be in possession of user at time of application. Read and follow label affixed to the container. Refer to container label for use, precautions, and further information.~~

A. Supplementary water supplies:

Set up the gravity or mechanical hypochlorite feeders on a supplementary line to dose the water to a minimum chlorine residual of 0.2 ppm after a 20 minute contact time. Use a chlorine test kit.

B. Water shipped in by tanks, tank cars, trucks, etc.:

Thoroughly clean all containers and equipment. Spray a 500 ppm available chlorine solution and rinse with potable water after 5 minutes. During the filling of the containers, dose with sufficient amounts of this product to provide at least a 0.22 ppm chlorine residual. Use a chlorine test kit.

PUMA (EPA Reg. No. 5813-100 -or- 5813-100-67619 if sub-registration)
[REGISTERED AS (*Insert Registered Alternate Brand Name -or- sub-registration name*)]
FOR EMERGENCY DISINFECTION AFTER MAIN BREAKS

It is a violation of Federal law to use this product in a manner inconsistent with its labeling. ~~Labeling must be in possession of user at time of application. Read and follow label affixed to the container. Refer to container label for use, precautions, and further information.~~

Mains:

Before assembly of the repaired section, flush out mud and soil. Permit water flow of at least 2.5 feet per minute to continue under pressure while injecting this product by means of a hypochlorinator. Stop water flow when a chlorine residual test of 50 ppm is obtained at the low pressure end of the new main section after a 24 hour retention time. When chlorination is completed, the system must be flushed free of all heavily chlorinated water.

55/57

**PUMA (EPA Reg. No. 5813-100 -or- 5813-100-67619 if sub-registration)
[REGISTERED AS (Insert Registered Alternate Brand Name -or- sub-registration name)]
FOR SPAS, HOT TUBS AND IMMERSION TANKS, ETC.**

It is a violation of Federal law to use this product in a manner inconsistent with its labeling. ~~Labeling must be in possession of user at time of application. Read and follow label affixed to the container. Refer to container label for use, precautions and further information.~~

Spas/hot tubs:

Using a dilution chart or formula, calculate an approximate amount of product per 1000 gallons of water to obtain a free available chlorine concentration of 5 ppm, as determined by a suitable chlorine test kit. Adjust and maintain pool water pH to between 7.2 and 7.8. Some oils, lotions, fragrances, cleansers, etc. may cause foaming or cloudy water as well as reduce the efficiency of the product.

1. **Maintaining the water:** To maintain the water, apply the product solution over the surface to maintain a chlorine concentration of 5 ppm.
2. **After each use:** Shock treat to control odor and algae, using the product at a rate of 1 1/4 cups to 500 gallons of water.
3. **Periods of disuse:** During periods of disuse, add product daily to maintain a 3 ppm chlorine concentration.
4. Do not reenter pool until the chlorine level is between 1 to 3 ppm. Re-entry to treated spas/hot tubs is prohibited above 5 ppm due to risk of bodily harm.

**PUMA (EPA Reg. No. 5813-100 -or- 5813-100-67619 if sub-registration)
[REGISTERED AS (Insert Registered Alternate Brand Name -or- sub-registration name)]
FOR WADING POOL DISINFECTION.**

It is a violation of Federal law to use this product in a manner inconsistent with its labeling. ~~Labeling must be in possession of user at time of application. Read and follow label affixed to the container. Refer to container label for use, precautions and further information.~~

This product—a 8.25% sodium hypochlorite solution containing approximately 7.85% available chlorine by weight—is a convenient, economical source of chlorine for water treatment in swimming and wading pools. Also, because this product is a liquid with no insoluble particles, it is especially suitable for this use.

In chlorinating wading pools, use 3/4 oz per 100 gallons of new water. Mix required amount of this product with 2 gallons of water and scatter over surface of pool. Mix uniformly with pool water. Between fillings of pool, add 1 tablespoon of this product per 100 gallons of water each day. Empty small pools daily. (This product will not harm plastic pools.)

Do not reenter pool until the chlorine residual is between 1 to 3 ppm.

The chart below is a guide to the amount of this product to add to various sized round pools. Add three-fourths -or- 3/4 ounce -or- [fl] oz of this product to every 100 gallons of pool water.

Pool Diameter \ Depth of Water	4 Ft	6 Ft	8 Ft	10 Ft	15 Ft
6 inches	2 teaspoons	3/4 oz	1 1/2 oz	2 1/4 oz	1/2 cup
1 foot	3/4 oz	1 1/2 oz	3 oz	1/2 cup	1 1/4 cups
2 feet	1 1/2 oz	3 oz	3/4 cup	1 1/4 cups	2 1/2 cups
3 feet	2 1/4 oz	1/2 cup	1 1/4 cups	1 2/3 cups	3 2/3 cups

TABLE OF LIQUID MEASURES

3 tsp =	1 Tbsp =	1/2 ounce =	1/16 cup
16 Tbsp =	8 ounces =	1 cup =	1/2 pint

Stabilized pools must maintain a residual of 1.0 to 1.5 ppm available chlorine. Test the pH, available chlorine residual and alkalinity of the water frequently with appropriate test kits. Frequency of water treatment will depend upon temperature and number of swimmers.

56/57

**PUMA (EPA Reg. No. 5813-100 -or- 5813-100-67619 if sub-registration)
[REGISTERED AS (Insert Registered Alternate Brand Name -or- sub-registration name)]
FOR SWIMMING POOL DISINFECTION**

It is a violation of Federal law to use this product in a manner inconsistent with its labeling. ~~Labeling must be in possession of user at time of application. Read and follow label affixed to the container. Refer to container label for use, precautions and further information.~~

This product is a 8.25% sodium hypochlorite solution containing approximately 7.85% available chlorine by weight. The purity of its ingredients and the carefully supervised process of its manufacture make this product a quality source of chlorine for water treatment in swimming and wading pools. This product is especially suitable for use in chlorinators as it is a liquid and has no insoluble particles. This product is widely used as a source of chlorine for swimming pool sanitation and does not have any adverse effects on materials used in pool construction including swimming pool liners.

For each new filling of your pool, use following initial dosages of this product.

Swimming Pool Size in Gallons	Initial Dosage of this product	Swimming Pool Size in Gallons	Initial Dosage of this product
5,000	2 cups	20,000	10 cups
6,000	3 cups	25,000	13 cups
8,000	4 cups	30,000	15 cups
10,000	5 cups	35,000	17 cups
15,000	8 cups		

NOTE: 2 cups = 1 pint; 4 cups = 1 quart; 16 cups = 1 gallon

To determine the volume of water in the pool when filled, figure 7 1/2 gallons of water for each cubic foot of pool capacity. One quart of this product per 8,000 gallons of water will supply approximately 2 ppm (parts per million) available chlorine, but this may dissipate rather rapidly in new water depending on the general sanitation conditions of the pool. Repeat dosage as needed to obtain 0.6 to 1.0 ppm available chlorine. Use chlorine test strips to adjust to the desired concentration.

In chlorinating a swimming pool, mix the required amount of this product with 10 parts water and feed this solution through a chlorinator into the main water supply line to the pool. Adjust the feeding rate so the required quantity of this product will be added uniformly throughout the filling of the pool; or, if the water is circulated through a filter, add the bleach throughout one complete circulation. If this product cannot be fed into the main water supply line, mix 3/4 cup of this product with 4 gallons of water and scatter over a portion of the pool surface; repeat until the required amount of this product has been scattered over entire surface of the pool.

Check chlorine level in pool water at least daily with a pool testing kit and add this product as needed to maintain 0.6 to 1.0 ppm available chlorine. One pint of this product per 8,000 gallons of water will supply approximately 1.0 ppm available chlorine. Frequency of application of this dosage will vary depending on number of people using the pool, weather conditions (sunlight exposure) and general cleanliness of the pool area. Maintain the chlorine level for acid-stabilized pools at 1.0 to 1.5 ppm available chlorine.

Re-entry to treated pools is prohibited above 4 ppm due to risk of bodily harm.

Every 7 days, or as necessary, superchlorinate the pool with 75-150 oz of product for each 10,000 gallons of water to yield 5 to 10 ppm available chlorine by weight. Check the level of available chlorine with a test kit. Do not reenter pool until the chlorine residual is between 1 to 3 ppm.

The effectiveness of the chlorine is best when the pool water has a pH range of 7.2 to 7.6. The pH of the pool water must be checked daily using a pool pH testing kit and adjusted as necessary.

The regular use of this product, in the above proportions, in the swimming pool usually prevents the growth of algae in the water; however, if algae growth is causing the pool water to look cloudy and uninviting, it may be corrected by doubling the initial dosage of this product for a few treatments (2 quarts instead of 1 quart per 8,000 gallons of new water). Add the additional product to the pool in the evening after the pool is out of use so the excess chlorine will be dissipated before the pool is used again.

If algae are growing on the bottom or walls of the pool, scrub pool with a solution of 45 oz of this product to 5 gallons of water applying solution with a fiber brush. Scrub the pool while wet and then rinse off after algae growth has been removed. Flush all of the growth and dirty solution from the pool with clear water before the pool is refilled. Avoid skin contact with undiluted product; if such contact occurs, rinse immediately with water. When added, this product has no deleterious effects on the eyes, nasal passages, or skin of people using the pool and will have no effect on swimming apparel.

57/57

**PUMA (EPA Reg. No. 5813-100 -or- 5813-100-67619 if sub-registration)
[REGISTERED AS (Insert Registered Alternate Brand Name -or- sub-registration name)]
DILUTION TABLE**

~~It is a violation of Federal law to use this product in a manner inconsistent with its labeling.~~

To obtain a solution with an approximate available chlorine level (parts per million), thoroughly mix the indicated amounts of bleach and water. Use chlorine test strips to adjust to the desired available chlorine levels. Always test to ensure efficacy.

Approximate ppm Available Chlorine	Volume of this product	Volume of Water
27000	1 part	2 parts
11,500	1 part	5 1/2 parts
10,000	1 part	6 1/2 parts
6,000	1 part	12 parts
3,600	3/4 cup (6 oz)	1 gallon
2,400	1/2 cup (4 oz)	1 gallon
	1 cup (8 oz)	2 gallons
	1 1/2 cups (12 oz)	3 gallons
	1 part	31 parts
1800	3/4 cup (6 oz)	2 gallons
1500	1 part	50 parts
600	1 oz	1 gal[lon]
600	9800 oz	10,000 gallons
500	1 part	150 parts
450	5 1/2 Tbsp (3 oz)	4 gallons

Approximate ppm Available Chlorine	Volume of this product	Volume of Water
200	2 tsp	1 gallon
	2 Tbsp (1 oz)	3 gallons
	1/4 cup (2 oz)	5 gallons
	3.5 oz	10 gallons
	3 gallons	1,000 gallons
100	1 tsp	1 gallon
	1/8 cup (1 oz)	5 gallons
	1/4 cup (2 oz)	10 gallons
50	1/2 tsp	1 gallon
	3/4 gallon	1,000 gallons
25	1/4 tsp	1 gallon
	2 tsp	7 1/2 gallons
10	3 drops	1 quart
	1/4 tsp	2 gallons
	24 drops	2 gallons
	163 oz	10,000 gallons
5	2 drops	1 quart
	12 drops	2 gallons
	1/2 tsp	10 gallons
0.5	9 oz	10,000 gallons

DILUTION TABLE: PPM (Parts Per Million Available Chlorine).
Degrades with age and exposure to sunlight and heat. Check the level of available chlorine with a test kit.

1/3 oz this product (2 tsp) + One Gallon Water = 200 ppm
4 oz this product + One Gallon Water = 2400 ppm

Table of Liquid Measures:
1 drop = 0.0017 oz
1 Tbsp = 3 tsp
1 oz = 2 Tbsp
1 cup = 8 oz
1 pint = 2 cups = 16 oz
1 quart = 4 cups = 2 pints = 32 oz
1 gallon = 4 quarts = 8 pints = 16 cups = 128 oz