

5813-75

11-30-2011

1  
13

UNITED STATES ENVIRONMENTAL PROTECTION AGENCY



UNITED STATES ENVIRONMENTAL PROTECTION AGENCY  
WASHINGTON, D.C. 20460

NOV 30 2011

J. Evelyn Lawson  
The Clorox Company  
C/O PS&RC  
P.O. Box 493  
Pleasanton, CA 94566-0803

OFFICE OF CHEMICAL SAFETY  
AND POLLUTION PREVENTION

Subject: Clorox Trapeze  
EPA Registration Number: 5813-75  
Application Date: October 31, 2011  
EPA Receipt Date: October 31, 2011

Dear Ms. Lawson:

This letter acknowledges the following notification submitted under the provisions of FIFRA section 3(c)9 and PR Notice 98-10.

**Proposed Notification**

Add Ingredient Disclosure Website

**General Comments**

Based on a review of the submitted materials, your notification to add an ingredient disclosure website to your label is acceptable and apart of the records on file.

Please Note: The addition of the ingredient disclosure website on your label transforms the website into labeling under the Federal Insecticide, Fungicide, and Rodenticide Act sec 2 (p) (2) which is subject to review by the Agency. If the website content is false or misleading, the product would be misbranded and its sale or distribution unlawful to sell or distribute under FIFRA section 12(a)(1)(E). In addition, regardless of whether a website is referenced on your product's label, claims made on the website may not substantially differ from those claims approved through the registration process. Although EPA has not yet determined the extent to which it will routinely review company websites, if the Agency finds or if it is brought to our attention that a website contains false or misleading statements or claims substantially

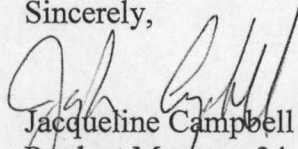
differing from claims approved through the registration process, the website may be referred to the EPA's Office of Enforcement and Compliance Assurance.

~~CONCURRENCES~~

SYMBOL							
SURNAME							
DATE							

If you have further questions concerning this letter, then please contact me by telephone at (703) 308-6416 or by e-mail at [Campbell-mcfarlane.jacqueline@epa.gov](mailto:Campbell-mcfarlane.jacqueline@epa.gov) or Stacey Grigsby by telephone at (703) 305-6440 or by e-mail at [grigsby.stacey@epa.gov](mailto:grigsby.stacey@epa.gov).

Sincerely,



Jacqueline Campbell  
Product Manager 34  
Regulatory Management Branch II  
Antimicrobials Division (7510P)

CONCURRENCES

SYMBOL							
SURNAME							
DATE							

3  
13

Note: ***Bold, italicized text is information for the reader and is not part of the label.*** [Bracketed information is optional text.] Underlined text is new. Strike-through (text) means removed.  
R0533144

EPA Reg. No. 5813-75 Clorox Trapeze Page 1 of 11

***Advanced Floor Cleaner Bottle***

# Clorox® Trapeze

**ACTIVE INGREDIENT:**

Poly(hexamethylenebiguanide) hydrochloride ..... 0.10%  
Other Ingredients: ..... 99.90%  
Total: ..... 100.00%

Contains no phosphorus

**KEEP OUT OF REACH OF CHILDREN**  
(See inside -or- back panel for first aid statement)

**Contains No Bleach [Bleach Free]**

**NET CONTENTS** \_\_\_\_\_

**NOTIFICATION**  
**Date Reviewed:** 11/7/2011  
**Reviewed By:** [Signature]

4  
13

Note: **Bold, italicized text is information for the reader and is not part of the label.** [Bracketed information is optional text.] Underlined text is new. Strike-through (text) means removed.  
R0533144

**This Product: The sanitizing liquid used with the Clorox™ ReadyMop™ Mopping System.**

**[Refill:]**

ATTENTION: While removing or attaching nozzle, hold mop pole securely to prevent it from falling. If pole falls, fingers may be pinched in opening on mophead. [Place this side of the bottle against the pole.] -or- [Place bottle here on pole.]

**Removing the Cleaner Bottle**



1. Remove bottle by pulling straight up



2. Slide nozzle back off holder (located on mophead or pole, depending on model)



3. Unscrew bottle connector from old bottle

Note: Nozzle and connector may drip a little, but cleaner will not harm colored surfaces or fabrics.

**Attaching the Cleaner Bottle**



1. Remove cap from new bottle; then tightly screw bottle connector to bottle



2. Insert bottle upside-down into bottle holder with front label facing out; push down until bottle clicks in place



3. Slide nozzle back on holder (located on mophead or pole, depending on model)

**DIRECTIONS FOR USE**

It is a violation of Federal law to use this product in a manner inconsistent with its labeling.

When changing cleaners, drain [or remove] the old cleaner from hose [or tube] before installing new bottle -or- cleaner.  
**DO NOT REFILL BOTTLE OR MIX [OR DILUTE] [THIS PRODUCT] WITH ANY OTHER CLEANING SOLUTION.**

**To clean:**

Pull trigger to dispense liquid. While mopping, spread liquid uniformly over floor with pad. For heavily soiled floors, clean before following sanitizing instructions.

**To sanitize [and/or deodorize] [and/or kill 99.9% of bacteria\*]:**

Pull trigger to dispense enough liquid to spread uniformly over the floor while mopping. Treated surface must remain visibly wet for 30 seconds before air drying. [For wood floors, use the specially designed Clorox™ ReadyMop™ Absorbent Cleaning [Mopping] Pads to dry floor thoroughly after 30 seconds.]

**To disinfect [and/or kill germs†] on linoleum -and/or- vinyl -and/or- glazed ceramic floors:**

Pull trigger and dispense enough liquid to spread uniformly over the floor while mopping. Treated surface must remain visibly wet for 5 minutes before air drying.

[Note: For best results, vacuum or sweep up large crumbs and dust before using the Clorox™ ReadyMop™ Mopping System. For stubborn stains and tougher jobs, apply more floor cleaner to your floor surface.]

**Note:** Not recommended for use on visibly worn, unsealed, unfinished, waxed or oiled wood floors. If uncertain about your wood floor's finish, test an inconspicuous area prior to use. When using on wood floors, avoid letting cleaner puddle in an area and avoid prolonged contact of the cleaner on the floor surface. [Use the specially designed Clorox™ ReadyMop™ Absorbent Cleaning [Mopping] Pads to dry [wood] floors thoroughly after 30 seconds.]

[This] [Sanitizing] cleaner -or- product -or- this product is a specially designed, no mixing, no rinsing solution for use with the

Clorox™ ReadyMop™ Mopping System. Use of any other cleaning solution not certified by the Clorox™ ReadyMop™ Mopping System (including other Clorox® products) may cause clogging or other damage [to the mopping system] and may void your limited warranty. Mixing any other cleaning solution with this product may not result in 99.9% bacteria\* kill -or- may reduce product efficacy.

[No bucket, no water, no mess. By the time you are done, the floor is practically dry.]

The Clorox™ ReadyMop™ Mopping System is light, compact and easy to store. Leave the Advanced Floor Cleaner -or- this product in the ReadyMop™ for the next time you clean. Store out of reach of children. Just replace the Absorbent Cleaning Pad and you are ready to go.

**AVOID ACCIDENTS:** Floors may be slippery when wet.

**Bacteria:**

†\*Staphylococcus aureus (Staph) [ATCC 6538] and Salmonella enterica ~~†tested as Salmonella choleraesuis~~ (Salmonella) [ATCC 10708]

\*Enterobacter aerogenes [ATCC 15038]

**Viruses:**

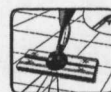
**Viruses Enveloped:**

† Influenza A2 virus (Strain Japan/305/57 (H2N2))


† Germs

\*Bacteria

**Easy to use. -or- USING THE CLOROX™ READYMOP™ IS EASY!**  
(Refer to brochure -or- back for complete directions for use.)



**Just Squirt**



**Mop**



**Toss**

5  
13

Note: **Bold, italicized text is information for the reader and is not part of the label.** [Bracketed information is optional text.] Underlined text is new. Strike-through (text) means removed.  
R0533144

EPA Reg. No. 5813-75 Clorox Trapeze Page 3 of 11

***Cleaning and Stain Removal Claims***

***Cleaning:***

- Cleans dirt, stains and messes like your old mop
- Cleans even tough, greasy dirt without damaging floors
- Cleans everyday dirt
- Cleans everyday dirt and stains without damaging floors
- Cleans everyday kitchen messes like dirt, grease and food stains
- Cleans floors
- Cleans floors to their natural shine
- Cleans to reveal the natural beauty of your [finished] [wood] floors
- Cleans tough messes better
- Cuts through grease and grime
- Dissolves dirt and grease quickly
- Easily removes dirt
- Effectively cleans dirt, grease and spills
- Extra power
- Fast acting [cleaner -or- cleaning solution]
- For a cleaner, fresher household
- For regular -or- daily [routine] cleaning [mopping] [use]
- Heavy duty cleaner -or- formula -or- cleaning formula
- Heavy duty -or- powerful [cleaner] -or- [formula] -or- [cleaning solution]
- Helps keep floors fresh and clean
- Leaves [bathroom] [kitchen] fresh and clean
- Leaves [finished] [wood] floors with their natural shine
- Leaves floors fresh and clean
- Leaves floors spotless
- Lifts and captures tough floor soils on this product [absorbent -and/or- disposable] cleaning pads
- [More] powerful cleaner
- [Now] better on tough dirt and stains
- Picks up dirt and stains
- Picks up dirt, stains and soils
- Quickly cleans floors to a shine
- Removes tough grease and dirt
- Stronger cleaning power
- The clean you expect from Clorox, not harmful to -or- not harmful for -or- formulated for all floor types [including wood]
- Traps dirt better [than before]
- Using the Clorox™ ReadyMop™ is easy!

***Stains:***

- Cleans and removes stains from washable floors
- Fights tough stains
- Gets rid of tough soils and stains [with the power of Clorox®] [the way you expect from Clorox]
- Helps [repel] [prevent] stains -and/or- stain build-up
- Removes [tough] [food] stains
- Removes dried-on food and dirt
- Removes stains better than your old mop
- Removes tough [food and beverage] stains, fingerprints, bathroom soils, crayon and pencil marks, and scuff marks

***General Claims:***

This product has been specially designed to work with the Clorox™ ReadyMop™ Mopping System.

***Convenience and Ease of Use:***

- Advanced cleaning solution -or- system
- All-in-one cleaning system -or- solution
- All-in-one power for an easy clean
- Cleaner on board
- Convenient
- Cuts mopping time in half
- Easy
- Easy to use [all-in-one] cleaner
- Fast [and easy] cleaning
- It's from Clorox, so it's more than clean
- Makes cleaning easier
- Makes your job -or- cleaning easier
- Mopping made easy
- Mopping simplified
- No bucket, no water, no mess
- No rinsing -and/or- wringing -and/or- buckets
- On board cleaner makes mopping easy
- Quick [and easy] [wood floor cleaner]
- Quick [and easy] cleaner for all floor types
- Quicker, easier, cleaner
- Real mopping made easy
- Specially formulated -or- Refill for Clorox™ ReadyMop™ Mopping System
- Sparkling clean floors in half the time
- Specially formulated cleaning solution
- The [convenient] [easy] way to clean
- The [convenient] [easy] way to mop
- The clean you expect from Clorox
- Trigger action

Note: **Bold, italicized text is information for the reader and is not part of the label.** [Bracketed information is optional text.] Underlined text is new. Strike-through (text) means removed.  
R0533144

**General Claims Continued:**

**Surface Safety:**

- [All-in-one] cleaner for all floor types
- Advanced floor cleaner for tile, vinyl, linoleum, marble, laminate [(i.e., Pergo® flooring, Wilsonart® flooring)], sealed and finished wood floors -or- all floor types [including wood]
- Antibacterial floor cleaner for tile, vinyl, linoleum, marble, laminate [(i.e., Pergo® flooring, Wilsonart® flooring)], and finished wood floors
- Antibacterial floor cleaner for tile, vinyl, linoleum, marble, laminate [(i.e., Pergo® flooring, Wilsonart® flooring)], sealed and finished wood floors
- Bleach free formula
- Contains no abrasives
- Contains no bleach [Bleach Free]
- Do not use on visibly worn, unfinished, unsealed, oiled or waxed wood floors
- Does not contain bleach
- For use on both white and colored hard surfaces
- Great for [kitchens] [bathrooms]
- Great for tile, vinyl, linoleum, marble, laminate [(i.e., Pergo® flooring, Wilsonart® flooring)], sealed and finished wood floors
- Heavy duty floor cleaner for tile, vinyl, linoleum, marble, laminate [(i.e., Pergo® flooring, Wilsonart® flooring)], sealed and finished wood floors
- Heavy duty -or- powerful floor cleaner
- Nonabrasive formula [Will not scratch surfaces]
- Not harmful for -or- not harmful to [all] floor surfaces even [on] wood
- Not harmful for -or- not harmful to -or- cleans [all] floor surfaces [including wood -or- even wood]
- Not harmful for [use on] colored surfaces -or- Can be used on colored surfaces
- Not harmful to -or- not harmful for laminate [(i.e., Pergo® flooring, Wilsonart® flooring)] and finished wood floors
- Not harmful to -or- not harmful for -or- gentle on wood -or- your wood floors [with the cleaning power of Clorox®]
- Not harmful to -or- not harmful on tile, vinyl, linoleum, marble, laminate [(i.e., Pergo® flooring, Wilsonart® flooring)], sealed and finished wood floors
- Not recommended for use -or- do not use on [visibly] unsealed, unfinished, oiled or waxed wood floors
- Specially formulated for wood floors
- Will not harm colors
- Won't harm floors
- Wood care [formula] [cleaning solution]

[Pergo® is a registered trademark of the Pergo Corporation]  
[Wilsonart® is a registered trademark of Wilsonart International]

**Scent:**

- Fresh [clean] scent -or- fragrance
- Fresh -or- Citrus -or- Orange scent
- Freshens floors
- Freshens your [home] [kitchen] [bathroom]
- Lemon Fresh scent -or- fragrance
- Meadow Fresh scent -or- fragrance
- Orange Energy! [scent -or- fragrance]
- Rain Clean scent -or- fragrance

**Other:**

- As you mop, the Advanced Floor Cleaner quickly dissolves dirt and grease while the Absorbent Cleaning Pad [absorbs and] traps the dirty liquid.
- Brightens floors
- Dries quickly
- Economy size
- Fast drying
- Leaves no [dull or sticky] residue
- No need to rinse
- No rinsing required
- No-rinse [cleaning solution] [formula]
- Patented design bottle
- Patented formula
- Ready to use; no need to add water
- [Value] [multi] [**insert number**] [trial] [twin] [-] pack -or- size

**Sanitization Claims:**

- An effective sanitizer for use [in -or- on] [bathroom] [kitchen] [floor(s)]
- Bacteria[\*] -and/or- germ[+] fighting [formula]
- Bathroom [floor] sanitizer
- Cleans and sanitizes in one easy step
- Clean[s] -and/or- disinfect[s] [the] [your] [**list any use site**] [against] [from] [99.9% of] [household] germs[+] -and/or- bacteria[\*] [this season]
- Clean[s] -and/or- disinfect[s] -and/or- kill[s] -and/or- remove[s] [99.9% of] [household] germs[+] -and/or- bacteria[\*] [on] [from] [your] [children's] toys
- Cleans -or- shines -or- sanitizes washable kitchen -and/or- bathroom floors
- Clean[s] away -and/or- kill[s] -and/or- eliminate[s] -and/or- disinfect[s] -and/or- destroy[s] -and/or- remove[s] -and/or- wipe[s] away -or- out -and/or- attack[s] -and/or- get[s] rid of [99.9% of] [the] [common] [**list any use site**] bacteria[\*] -and/or- germs[+]

**Sanitization Claims continued:**

- Clean[s] away -and/or- kill[s] -and/or- eliminate[s] -and/or- disinfects -and/or- destroy[s] -and/or- remove[s] -and/or- wipe[s] away -or- out -and/or- attack[s] -and/or- get[s] rid of [99.9% of] [the] bacteria[\*] -and/or- germs[†] [commonly found in -or- on] the surfaces your kids -and/or- pets touch every day
- Fast acting [floor] sanitizer [cleaner]
- Fight[s] -and/or- kill[s] -and/or- effective against [99.9% [of]] *Salmonella enterica* ~~{**tested as Salmonella choleraesuis**}~~ ~~-or-~~ (*Salmonella*)
- Floor sanitizer
- Home -or- household [floor] sanitizer -and/or- cleaner
- Kills 99.9% of bacteria[\*] [on floors] [within -or- in 30 seconds]
- Kills 99.9% of *Staphylococcus aureus* (Staph) -and/or- *Salmonella enterica* ~~{**tested as Salmonella choleraesuis**}~~ ~~-or-~~ (*Salmonella*) -and/or- *Enterobacter aerogenes*
- Kills 99.9% of [common] bacteria[\*] [on frequently used floors]
- Kills 99.9% of [common] household bacteria: *Staphylococcus aureus* (Staph), *Salmonella enterica* ~~{**tested as Salmonella choleraesuis**}~~ ~~-or-~~ (*Salmonella*) and *Enterobacter aerogenes*
- Kills 99.9% of bacteria\* on [your] floor(s)
- Kills 99.9% of the following organisms -or- bacteria [in 30 seconds]: *Staphylococcus aureus* (Staph), *Salmonella enterica* ~~{**tested as Salmonella choleraesuis**}~~ ~~-or-~~ (*Salmonella*) and *Enterobacter aerogenes*
- Kills 99.9% of bacteria commonly -or- typically found on the floor [*Staphylococcus aureus* (Staph) -and/or- *Salmonella enterica* ~~{**tested as Salmonella choleraesuis**}~~ ~~-or-~~ (*Salmonella*) -and/or- *Enterobacter aerogenes*]
- Kills 99.9% of odor causing bacteria[\*]
- Kills 99.9% of *Staphylococcus aureus* (Staph) -and/or- *Salmonella enterica* ~~{**tested as Salmonella choleraesuis**}~~ ~~-or-~~ (*Salmonella*) -and/or- *Enterobacter aerogenes* found on the floor
- Kitchen [floor] sanitizer
- Leaves floors sanitary

- Leaves floors sanitized
- Leaves surfaces [floors] sanitized
- No-rinse [sanitizing] formula
- One step [floor] cleaner and sanitizer
- One step [floor] cleaning and sanitizing
- Reduces odors caused by bacteria\*
- Sanitizer [for household use]
- Sanitizes [bathroom] [kitchen] [surfaces] [in 30 seconds]
- Sanitizes [nonporous] floors
- Sanitizes and cleans your [home] [bathroom] [kitchen] floors
- Sanitizes -and/or- cleans nonporous [hard] [solid] floors
- Sanitizes and kills germs†
- Sanitizes floor surfaces
- Sanitizes in 30 seconds
- Sanitizes without bleaching
- Sanitizing [formula]
- Sanitizing advanced floor cleaner
- This product is a cleaner/sanitizer combining cleaning, sanitizing and stain removal in one product
- This product is a sanitizer according to the Non-Food Contact Sanitizer method in 30 seconds [on floors]

**Bacteria:**

- † \**Staphylococcus aureus* (Staph) [ATCC 6538] and *Salmonella enterica* ~~{**tested as Salmonella choleraesuis**}~~ ~~-or-~~ (*Salmonella*) [ATCC 10708]
- \**Enterobacter aerogenes* [ATCC 15038]

**Viruses:**

**Viruses Enveloped:**

- † Influenza A2 virus (Strain Japan/305/57 (H2N2))

† Germs

\*Bacteria

**Pandemic 2009 H1N1 Influenza A virus\*\*\***

**Claims:**

- Respiratory illnesses attributable to Pandemic 2009 H1N1 are caused by influenza A virus. This product (**Product Name**) is a broad-spectrum hard surface disinfectant that has been shown to be effective against influenza A2 virus and is expected to inactivate all influenza A viruses including Pandemic 2009 H1N1 (formerly called swine flu).
- This product has demonstrated effectiveness against influenza A2 virus and is expected to inactivate all influenza A viruses including Pandemic 2009 H1N1 influenza A virus.

- This product has demonstrated effectiveness against influenza A2 virus and is expected to inactivate all influenza A viruses including Pandemic 2009 H1N1 (formerly called swine flu).
- Kills Pandemic 2009 H1N1 influenza A virus (formerly called swine flu).
- Kills Pandemic 2009 H1N1 influenza A virus.

\*\*\* per Agency guidance dated October 22, 2009 "Guidance for Testing and Labeling Claims against Pandemic 2009 H1N1 Influenza A Virus (formerly called Swine Flu)" [www.epa.gov/oppad001/h1n1-guide.html](http://www.epa.gov/oppad001/h1n1-guide.html)

Note: **Bold, italicized text is information for the reader and is not part of the label.** [Bracketed information is optional text.] Underlined text is new. Strike-through (text) means removed.  
R0533144

**Disinfection Claims:**

- An effective disinfectant for use [in -or- on] [bathroom] [kitchen] [floor(s)]
- Antibacterial [cleaner -or- action -or- formula]
- Antibacterial floor cleaner
- Antibacterial kitchen and bathroom floor cleaner
- Bactericide\* -or- Bactericidal\*
- Bathroom [floor] disinfectant
- Cleans and disinfects in one easy step
- Cleans -or- shines -or- disinfects washable kitchen -and/or- bathroom floors
- Disinfectant [for household use]
- Disinfecting advanced floor cleaner
- Disinfecting [formula]
- Disinfects and cleans your [home] [bathroom] [kitchen] floors
- Disinfects and deodorizes by killing common household germs† and controlling their odors
- Disinfects -and/or- cleans nonporous [hard] [solid] floors
- Disinfects [bathroom] [kitchen] surfaces [in 5 minutes]
- Disinfects floor surfaces
- Disinfects [in 5 minutes]
- Disinfects [nonporous] floors
- Disinfects surfaces
- Eliminates odors caused by bacteria\* -or- germs† [commonly found on floors]
- Fast acting [floor] disinfectant [cleaner]
- Fight[s] -and/or- kill[s] -and/or- effective against flu [virus] [Influenza A2 virus (Strain Japan/305/57 (H2N2))] on pre-cleaned [environmental] -and/or- [hard, nonporous surfaces]
- Fight[s] -and/or- kill[s] -and/or- effective against flu [virus] [Influenza A2 virus (Strain Japan/305/57 (H2N2))]
- Fight[s] -and/or- stop[s] -and/or- prevent[s] -and/or- reduce[s] the spread of [99.9% of] [illness-causing] bacteria\* -and/or- flu [virus] -and/or- germs† on hard, nonporous surfaces [in your [*list any use site*]] [this flu season]
- Floor sanitizer and disinfectant
- Germ† -or- bacteria\* fighting [formula]
- Germicide† -or- Germicidal†
- Helps prevent cross-contamination of bacteria\* -or- germs† from one area of the floor to another
- Home -or- household [floor] disinfectant -and/or- cleaner
- Kills [99.9%] of [common] household germs† on floors
- Kills [99.9%] of [common] household germs† [on frequently used floors]
- Kills [99.9%] of [common] household germs: Staphylococcus aureus (Staph), Salmonella enterica ~~†*tested as Salmonella choleraesuis*~~ (Salmonella) and Influenza A2 virus (Strain Japan/305/57 (H2N2))

- Kills [99.9% of] germs†
- Kills [99.9%] of germs† on [your] floor[s]
- Kills [99.9%] of the following organisms -or- germs† [in 5 minutes]: Staphylococcus aureus (Staph), Salmonella enterica ~~†*tested as Salmonella choleraesuis*~~ (Salmonella) and Influenza A2 virus (Strain Japan/305/57 (H2N2))
- Kills bacteria\* -and/or- germs† [while it cleans]
- Kills bacteria\* commonly found on the floor
- Kills bacteria\* while it cleans and disinfects
- Kills [common] [household] bacteria\* -or- germs†
- Kills [common] [household] bacteria\* -or- germs† [and disinfects [without bleaching]]
- Kills flu [virus†] [Influenza A2 virus (Strain Japan/305/57 (H2N2))]
- Kills germs† -or- bacteria\* [in kitchens and bathrooms]
- Kills odor causing bacteria\* -or- germs† [in -or- on] [kitchen] [bathroom] [floor(s)]
- Kitchen [floor] disinfectant
- No rinse antibacterial\* formula
- One step [floor] cleaner and disinfectant
- Proven effective against -or- kills Staphylococcus aureus (Staph) and Salmonella enterica ~~†*tested as Salmonella choleraesuis*~~ (Salmonella)
- Removes -or- prevents -or- eliminates odors [caused by germs† -or- bacteria\*]
- This product is a cleaner/disinfectant combining cleaning, disinfecting and stain removal in one product
- Use in public -or- common places where [bacteria[\*] -and/or- flu [virus] -and/or- germs† may be of concern] [you are concerned about bacteria[\*] -and/or- viruses -and/or- germs[†]] [on hard, nonporous surfaces]

**Bacteria:**

- † \*Staphylococcus aureus (Staph) [ATCC 6538] and Salmonella enterica ~~†*tested as Salmonella choleraesuis*~~ (Salmonella) [ATCC 10708]
- \*Enterobacter aerogenes [ATCC 15038]

**Viruses:**

**Viruses Enveloped:**

- † Influenza A2 virus (Strain Japan/305/57 (H2N2))

† Germs

\*Bacteria

**Deodorizing:**

- Deodorizes [floors]
- Deodorizing
- Eliminates food odors [like garlic and onion] left behind on floors



9  
113

Note: ***Bold, italicized text is information for the reader and is not part of the label.*** [Bracketed information is optional text.] Underlined text is new. Strike-through (text) means removed.  
R0533144

EPA Reg. No. 5813-75 Clorox Trapeze Page 7 of 11

**FIRST AID:**

Call a poison control center or doctor for treatment advice. Have the product container or label with you when calling [a poison control center or doctor] or going for treatment. Clorox Information Line: 1-877-276-6725

**Storage and Disposal:**

Store out of reach of children. Keep -or- Protect liquid from freezing. Bottle: Nonrefillable container. Do not reuse or refill this container. [Please] recycle empty container or discard in trash. Carton: Offer empty carton for recycling. If recycling is not available, discard carton in the trash. [Pads: Dispose of pads in trash. Do not dispose of pads in toilet.]

[Visit -or- Check [out] our website at] [www.clorox.com](http://www.clorox.com)  
[for more information] [on Clorox®]

Questions or comments? Call toll-free: 1-877-276-6725  
or visit us on the web at [www.readymop.com](http://www.readymop.com)



A list of this product's ingredients is available at [www.CloroxCSR.com](http://www.CloroxCSR.com)

Mfd. for & ©2007 YYYY The Clorox Company,  
1221 Broadway, Oakland, California 94612 Made in U.S.A.

EPA Reg. No. 5813-75

EPA Est. No. 5813-CA-3 (A8 or H8), -CA 4, -CA 5, -GA-1 (A4), GA-2 (VG);  
58455-IN-1 (C6), -IN-2 (Q1); 71681-GA-1 (JQ), IL-1 (GU), -IL-2 (24); 82427-GA-1,  
74417-MEX-1 (KU)

Actual EPA Est. No. in Beginning of batch code indicates Est. No.

**PACKAGING NOTES**

*This product will be available in many executions including a "Starter Kit". In instances where the liquid is enclosed in another package, the following label elements will be included on the exterior package:*

**Front Panel:**

- *The product's name(s)*
- *"Keep Out of Reach of Children"*
- *Referral to first aid statement such as: "See back panel for first aid instructions -or- statement"*
- *Net content statement*
- *The ingredient statement*

**Back or Side Panel:**

- *First aid statement*
- *Directions for use or referral to read product label for use directions*
- *EPA Registration number*
- *EPA Est. Number for the final packer*
- *The Company name and address: Mfd. for -or- Mfd. by -or- Dist. by Clorox*

10  
13

Note: ***Bold, italicized text is information for the reader and is not part of the label.*** [Bracketed information is optional text.] Underlined text is new. Strike-through (text) means removed.  
R0533144

EPA Reg. No. 5813-75 Clorox Trapeze Page 8 of 11

**It's all together!**

The revolutionary Clorox™ ReadyMop™ Mopping System brings together everything you need to clean your floors. The trigger on this specially designed mop lets you control exactly how much cleaner you want to use, and the swivel head gives you the maneuverability to reach all of those hard to clean -or- reach places.

The ready-to-use Advanced Floor Cleaner is formulated to quickly dissolve dirt and grease. Because the cleaner is on board, you don't have to fill a bucket with water or mix your own solution. No rinsing is required. Each bottle of cleaner should last about 2 to 3 months under normal use.

The specially designed Absorbent Cleaning Pad uses capillary action to take the dirty liquid away from your floor and trap it so you can throw the entire mess away when you are done. Avoid the drudgery of wringing out a soaked, dirty mop!

**Starter Kit Includes:**

**1 ReadyMop™ Mop**

- Trigger action: allows you to control where the cleaner goes and how much you use
- Swivel head: lets you reach places other mops can't
- Light weight
- Ready to go
- Easy to store

**1 24 oz bottle of Advanced Floor Cleaner**

- Ready to use: no need to add water
- No rinsing required
- Dissolves dirt and grease quickly
- Fresh scent
- Great for tile, vinyl, linoleum, marble, laminate [(i.e., Pergo® flooring, Wilsonart® flooring)], sealed and finished wood floors
- Not harmful for colored surfaces -or- can be used on colored surfaces
- Each bottle lasts about 2 to 3 months under normal use
- Not harmful to wood -or- can be used on wood
- Contains no bleach [Bleach Free]

**8 Absorbent Cleaning [Mopping] Pads**

- Disposable: start with a fresh clean pad every time
- Absorbs and traps dirt and grease
- Great for tile, vinyl, linoleum, marble, laminate [(i.e., Pergo® flooring, Wilsonart® flooring)], sealed and finished wood floors

-or-

**Starter Kit Includes:**

- 1 ReadyMop™ Mop
- 1 Bottle of Clorox® Trapeze \_\_\_ Net Wt.
- 8 [Absorbent disposable Cleaning] Pads

- [Pergo® is a registered trademark of the Pergo Corporation]  
 - [Wilsonart® is a registered trademark of Wilsonart International]

11  
13

Note: **Bold, italicized text is information for the reader and is not part of the label.** [Bracketed information is optional text.] Underlined text is new. Strike-through (text) means removed.  
R0533144

EPA Reg. No. 5813-75 Clorox Trapeze Page 9 of 11

**Fold Out Booklet -or- Label for Trapeze Bottle**

Location of text and/or number of panels may change as required for printing

(Front Panel)

# CLOROX® Trapeze

**KEEP OUT OF REACH OF CHILDREN**

(See inside -or- back panel for first aid statement)

Contains No Bleach [Bleach Free]

NET CONTENTS \_\_\_\_\_

**ACTIVE INGREDIENT:**

Poly(hexamethyleneguanide) hydrochloride ..... 0.10%

Other Ingredients: ..... 99.90%

Total: ..... 100.00%

**SEE CLAIMS FROM MASTER LABEL**

**CLOROX® Trapeze**  
(This panel adhered to bottle)

**FIRST AID:**

Call a poison control center or doctor for treatment advice. Have the product container or label with you when calling [a poison control center or doctor] or going for treatment.

Clorox Information Line: 1-877-276-6725

**STORAGE AND DISPOSAL:**

Store out of reach of children. Keep -or- Protect liquid from freezing. Bottle: Nonrefillable container. Do not reuse or refill this container. [Please] recycle empty container or discard in trash. Carton: Offer empty carton for recycling. If recycling is not available, discard carton in the trash. [Pads: Dispose of pads in trash. Do not dispose of pads in toilet.]

A list of this product's ingredients is available at [www.CloroxCSR.com](http://www.CloroxCSR.com)

Mfd. for & ©2007 YYYY The Clorox Company,

1221 Broadway, Oakland, California 94612

Made in U.S.A.

EPA Reg. No. 5813-75

EPA Est. No. 5813-CA-3 (A8 or H8), -GA 4, -GA 5, -GA-1 (A4), GA-2 (VG);

58455-IN-1 (C6), -IN-2 (01); 71681-GA-1 (JQ), IL-1 (GU), -IL-2 (24); -82427-

GA-1; 74417-MEX-1 (KU)

Actual EPA Est. No. in Beginning of batch code indicates Est. No.

**[Refill:]**

ATTENTION: While removing or attaching nozzle, hold mop pole securely to prevent it from falling. If pole falls, fingers may be pinched in opening on mophead. [Place this side of the bottle against the pole.] -or- [Place bottle here on pole.]

**Removing the Cleaner Bottle**



1. Remove bottle by pulling straight up



2. Slide nozzle back off holder (located on mophead or pole, depending on model)



3. Unscrew bottle connector from old bottle

Note: Nozzle and connector may drip a little, but cleaner will not harm colored surfaces or fabrics.

**Attaching the Cleaner Bottle**



1. Remove cap from new bottle; then tightly screw bottle connector to bottle



2. Insert bottle upside-down into bottle holder with front label facing out; push down until bottle clicks in place



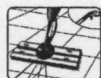
3. Slide nozzle back on holder (located on mophead or pole, depending on model)

12  
13

Note: ***Bold, italicized text is information for the reader and is not part of the label.*** [Bracketed information is optional text.] Underlined text is new. Strike-through (text) means removed.  
R0533144

**Fold Out Booklet -or- Label for Trapeze Bottle continued**

**USING THE CLOROX™ READYMOP™ IS EASY!**  
(Refer to brochure -or- back for complete directions for use.)



**Just Squirt**



**Mop**



**Toss**

**DIRECTIONS FOR USE**

It is a violation of Federal law to use this product in a manner inconsistent with its labeling.

WHEN CHANGING CLEANERS, DRAIN [OR REMOVE] THE OLD CLEANER FROM HOSE [OR TUBE] BEFORE INSTALLING NEW BOTTLE -OR- CLEANER.

DO NOT REFILL BOTTLE OR MIX [OR DILUTE] [CLOROX® Trapeze] WITH ANY OTHER CLEANING SOLUTION.

**To clean:**

Pull trigger to dispense liquid. While mopping, spread liquid uniformly over floor with pad. For heavily soiled floors, clean before following sanitizing instructions.

**To sanitize [and/or deodorize] [and/or kill 99.9% of bacteria\*]:**

Pull trigger to dispense enough liquid to spread uniformly over the floor while mopping. Treated surface must remain visibly wet for 30 seconds before air drying. [For wood floors, use the specially designed Clorox™ ReadyMop™ Absorbent Cleaning [Mopping] Pads to dry floor thoroughly after 30 seconds.]

**To disinfect [and/or kill germs†] on linoleum -and/or- vinyl -and/or- glazed ceramic floors:**

Pull trigger and dispense enough liquid to spread uniformly over the floor while mopping. Treated surface must remain visibly wet for 5 minutes before air drying.

[**Note:** For best results, vacuum or sweep up large crumbs and dust before using the Clorox™ ReadyMop™ Mopping System. For stubborn stains and tougher jobs, apply more Floor Cleaner to your floor surface.]

**Note:** Not recommended for use on visibly worn, unsealed, unfinished, waxed or oiled wood floors. If uncertain about your wood floor's finish, test an inconspicuous area prior to use. When using on wood floors, avoid letting cleaner puddle in an area and avoid prolonged contact of the cleaner on the floor surface. [Use the specially designed Clorox™ ReadyMop™ Absorbent Cleaning [Mopping] Pads to dry [wood] floors thoroughly after 30 seconds.]

**Note continued:**

[This] [Sanitizing] cleaner -or- product -or- Clorox® Trapeze is a specially designed, no mixing, no rinsing solution for use with the Clorox™ ReadyMop™ Mopping System. Use of any other cleaning solution not certified by the Clorox™ ReadyMop™ Mopping System (including other Clorox® products) may cause clogging or other damage [to the mopping system] and may void your limited warranty. Mixing any other cleaning solution with Clorox® Trapeze may not result in 99.9% bacteria\* kill -or- may reduce product efficacy.

[No bucket, no water, no mess. By the time you are done, the floor is practically dry.]

The Clorox™ ReadyMop™ Mopping System is light, compact and easy to store. Leave the Advanced Floor Cleaner in the ReadyMop™ for the next time you clean. Store out of reach of children. Just replace the Absorbent Cleaning Pad and you are ready to go.

**AVOID ACCIDENTS:** Floors may be slippery when wet.

**Bacteria:**

† \*Staphylococcus aureus (Staph) [ATCC 6538] and Salmonella enterica [tested as Salmonella choleraesuis] -or- (Salmonella) [ATCC 10708]

\*Enterobacter aerogenes [ATCC 15038]

**Viruses:**

**Viruses Enveloped:**

† Influenza A2 virus (Strain Japan/305/57 (H2N2))

† Germs

\*Bacteria

13  
13

Note: ***Bold, italicized text is information for the reader and is not part of the label.*** [Bracketed information is optional text.] Underlined text is new. Strike-through (text) means removed.  
R0533144

### Informational Brochure for CLOROX® Trapeze Mopping System

#### Cover Page

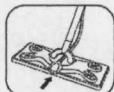
#### [Refill:]

ATTENTION: While removing or attaching nozzle, hold mop pole securely to prevent it from falling. If pole falls, fingers may be pinched in opening on mophead. [Place this side of the bottle against the pole.] -or- [Place bottle here on pole.]

#### Removing the Cleaner Bottle



1. Remove bottle by pulling straight up



2. Slide nozzle back off holder (located on mophead or pole, depending on model)



3. Unscrew bottle connector from old bottle

Note: Nozzle and connector may drip a little, but cleaner will not harm colored surfaces or fabrics.

#### Attaching the Cleaner Bottle



1. Remove cap from new bottle; then tightly screw bottle connector to bottle



2. Insert bottle upside-down into bottle holder with front label facing out; push down until bottle clicks in place



3. Slide nozzle back on holder (located on mophead or pole, depending on model)

#### Remaining Text

#### LIMITED ONE-YEAR WARRANTY

The Clorox Company (Warrantor) warrants your Clorox™ ReadyMop™ Mopping System for one year from the date of purchase against all defects in materials and craftsmanship when used in compliance with the Instructions For Use. If for any reason the ReadyMop™ proves to be defective within one year from the date of purchase, call Clorox Consumer Services at 1-877-276-6725 and we will, at our discretion, replace the defective part or the entire product free of charge. Because the ReadyMop™ has not been tested with cleaners other than those designed specially for the ReadyMop™, the Warrantor assumes no liability for damages resulting from the use of non-ReadyMop™ cleaning solutions. This

limited warranty gives you specific legal rights and you may also have other legal rights that vary from state to state. The Warrantor assumes no responsibility for incidental or consequential damages, or for damages arising out of misuse of the product or the use of any unauthorized attachments or cleaning solutions. Some states do not allow the exclusion or limitation of incidental or consequential damages, so the above limitation or exclusion may not apply to you. Should service be required during or after the limited warranty period or should you have any questions regarding how to use your ReadyMop™ Mopping System, please call Clorox Consumer Services at 1-877-276-6725.

#### IMPORTANT INFORMATION

Note: Nozzle and connector may drip a little, but cleaner will not harm colored surfaces or fabrics.

Note: If you are unsure about whether or not to use the ReadyMop™ on a particular surface, test it on a small, inconspicuous area before cleaning your entire floor.

- Not recommended for use on visibly worn, unsealed, unfinished, waxed or oiled wood floors
- When using on wood floors, avoid letting cleaner puddle in an area and avoid prolonged contact of the cleaner on the floor surface
- Use the specially-designed Clorox™ ReadyMop™ Absorbent Cleaning [Mopping] Pads to dry wood floors thoroughly

Clorox, ReadyMop and Orange Energy are trademarks of The Clorox Company