



United States
Environmental Protection Agency
Washington, DC 20460

☐
☐
☒

Registration
Amendment
Other

OPP Identifier Number

247940

Application for Pesticide - Section I

1. Company/Product Number 5813-49	2. EPA Product Manager Ruth Douglas	3. Proposed Classification <input checked="" type="checkbox"/> None <input type="checkbox"/> Restricted
4. Company/Product (Name) CLOROX Toilet Bowl Cleanser	PM# 32	
5. Name and Address of Applicant (Include ZIP Code) The Clorox Company c/o PS&RC P.O. Box 493 Pleasanton, CA 94566-0803 <input type="checkbox"/> Check if this is a new address	6. Expedited Review. In accordance with FIFRA Section 3(c)(3) (b)(i), my product is similar or identical in composition and labeling to: EPA Reg. No. _____ Product Name _____	

Section - II

<input type="checkbox"/> Amendment - Explain below.	<input type="checkbox"/> Final printed labels in response to Agency letter dated _____
<input type="checkbox"/> Resubmission in response to Agency letter dated _____	<input type="checkbox"/> "Me Too" Application.
<input checked="" type="checkbox"/> Notification - Explain below.	<input type="checkbox"/> Other - Explain below.

Explanation: Use additional page(s) if necessary. (For section I and Section II.)

Notification of "Shake ~~Before~~ Before Use" and "THICK Cleanser Disinfect" on front label (both underlined) and addition of numbering on back panel under "Directions for Use"

Section - III

1. Material This Product Will Be Packaged In:				2. Type of Container	
Child-Resistant Packaging <input type="checkbox"/> Yes* <input type="checkbox"/> No	Unit Packaging <input type="checkbox"/> Yes <input type="checkbox"/> No	Water Soluble Packaging <input type="checkbox"/> Yes <input type="checkbox"/> No	<input type="checkbox"/> Metal <input type="checkbox"/> Plastic <input type="checkbox"/> Glass <input type="checkbox"/> Paper <input type="checkbox"/> Other (Specify) _____		
* Certification must be submitted					
If "Yes" Unit Packaging wgt. No. per container		If "Yes" Package wgt. No. per container			
3. Location of Net Contents Information <input type="checkbox"/> Label <input type="checkbox"/> Container		4. Size(s) Retail Container		5. Location of Label Directions <input type="checkbox"/> On Label <input type="checkbox"/> On Labeling accompanying product	
6. Manner in Which Label is Affixed to Product <input type="checkbox"/> Lithograph <input type="checkbox"/> Paper glued <input type="checkbox"/> Stenciled <input type="checkbox"/> Other _____					

Section - IV


1. Contact Point (Complete items directly below for identification of individual to be contacted, if necessary, to process this application.)			
Name J. Evelyn Lawson	Title Regulatory Compliance Specialist	Telephone No. (include Area Code) (510) 847-6842	
Certification I certify that the statements I have made on this form and all attachments thereto are true, accurate and complete. I acknowledge that any knowingly false or misleading statement may be punishable by fine or imprisonment or both under applicable law.			6. Date Application Received (Stamped)
2. Signature J. Evelyn Lawson	3. Title Regulatory Compliance Specialist		
4. Typed Name J. Evelyn Lawson	5. Date October 4, 1995		

2043

Shake
Before
Use

CLOROX®

TOILET BOWL CLEANSER



THICK
with Bleach
and Abrasives
THICK
Cleanser
Disinfects
Disinfects - Thoroughly cleans the toilet bowl

KEEP OUT OF
REACH OF CHILDREN.
WARNING

READ BACK PANEL CAREFULLY.

ACTIVE INGREDIENT
Sodium Hypochlorite 9.7%
INERT INGREDIENTS 99.3%

R-182013

NET WT _____

343

CLOROX®

TOILET BOWL CLEANSER

Thick with Bleach and Abrasives - Disinfects
Kills gram-negative germs like salmonella.

A powerful combination of bleach and mild abrasives scrubs away stains to leave your toilet bowl thoroughly clean. It's safe for colored toilets.

The only toilet bowl cleaner with Clorox® bleach and abrasives. Disinfects and makes stains disappear.

Abrasives provide scrubbing action to clean and remove stains. Bleach cleans, removes stains, disinfects, and kills gram-negative germs like salmonella.

Package has patented angle-neck design for easy under-the-rim cleaning, easy-open cap, and built-in hand grip to make cleaning more convenient. Also available, try Clorox® Automatic Toilet Bowl Cleaner to help keep your toilet bowl clean for up to 4 months.

DIRECTIONS FOR HOUSEHOLD USE: It is a violation of Federal law to use this product in a manner inconsistent with its labeling.

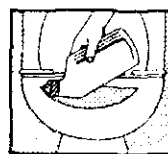

FOR BEST RESULTS, SHAKE WELL BEFORE USE.

To open, simply twist cap counter-clockwise one-quarter turn. Cap does not remove.

To disinfect toilet bowl: 1. Flush. 2. Direct 1/2 cup of product under and around rim to kill gram-negative bacteria. 3. Brush to wet all surfaces thoroughly, including under the rim. 4. Let stand 10 minutes before flushing. 5. Rinse brush in fresh water after use.

For heavy soil, pre-clean before disinfecting.

IMPORTANT: Close cap after each use to prevent product from drying out.



PRECAUTIONARY STATEMENTS: Hazards to Humans & Domestic Animals.

WARNING: Causes eye irritation. Do not get in eyes. May cause skin irritation. For sensitive skin or prolonged use, wear gloves. **STATEMENT OF PRACTICAL TREATMENT:** IF IN EYES - Flush with water for 15 minutes. IF SWALLOWED - Drink large amounts of water. Do not induce vomiting. Call a physician or poison control center immediately. **PHYSICAL & CHEMICAL HAZARDS:** Contains bleach. Avoid contact with clothes, fabric, or carpet. Do not use or mix with other household chemicals as hazardous gases may result. **STORAGE & DISPOSAL:** **STORAGE:** Store in a cool place. **DISPOSAL:** Do not re-use empty container. Wrap used container in several layers of newspaper and discard in trash. Contains calcium carbonate, sodium hypochlorite bleach, and detergents. Contains no phosphorus.

EPA Reg. No. 5813-49. EPA Est. No. 5813-OH-1.

Distributed by © 1994
 THE CLOROX COMPANY
 OAKLAND, CA 94612
 MADE IN U.S.A.

Questions or Comments? Call
1-800-227-1860
 U.S. PATENTS
 4,599,186; 4,657,692 and
 4,695,394;
 U.S. Design Pats. Pend.

R-18207-3

