

5813-24

07/25/2006

1/6

## UNITED STATES ENVIRONMENTAL PROTECTION AGENCY

July 25, 2006

J. Evelyn Lawson  
The Clorox Company  
c/o PS&RC  
P.O. Box 493  
Pleasanton, CA 94566-0803

Subject: Tilex  
EPA Registration No. 5813-24  
Application Date: June 21, 2006  
Receipt Date: June 26, 2006

Dear Ms. Lawson:

This acknowledges receipt of your notification, submitted under the provision of PR Notice 98-10, FIFRA section 3(c)9.

**Proposed Notification**

Changes in non-mandatory labeling text

**General Comments**

Based on a review of the material submitted, the following comments apply:

The notification application is acceptable and a copy has been inserted in your file for future reference.

Should you have any questions or comments concerning this letter, please contact me at (703) 308-6345.

Sincerely,

Wanda Y. Henson  
Product Reviewer (32)  
Regulatory Management Branch II  
Antimicrobials Division (7510P)

CONCURRENCES							
SYMBOL	7510P	7510P					
SRNAME	E. Br. 2	Henson					
DATE	7/25/06	7/25/06					



United States  
Environmental Protection Agency  
Washington, DC 20460

☐ Registration  
☐ Amendment  
☒ Other

OPP Identifier Number

EL0108

## Application for Pesticide - Section I

1. Company/Product Number 5813-24	2. EPA Product Manager Emily Mitchell	3. Proposed Classification <input type="checkbox"/> None <input type="checkbox"/> Restricted
4. Company/Product (Name) Tillex®	PM# 32	
5. Name and Address of Applicant (Include ZIP Code) The Clorox Company c/o PS&RC; P. O. Box 493 Pleasanton, CA 94566-0803 <input type="checkbox"/> Check if this is a new address	6. Expedited Review. In accordance with FIFRA Section 3(c)(3) (b)(i), my product is similar or identical in composition and labeling to: EPA Reg. No. _____ Product Name _____	

## Section - II

<input type="checkbox"/> Amendment - Explain below.	<input type="checkbox"/> Final printed labels in response to Agency letter dated _____
<input type="checkbox"/> Resubmission in response to Agency letter dated _____	<input type="checkbox"/> "Me Too" Application.
<input checked="" type="checkbox"/> Notification - Explain below.	<input type="checkbox"/> Other - Explain below.

Explanation: Use additional page(s) if necessary. (For section I and Section II.)

Notification of minor non-mandatory labeling changes. All changes are underlined. One strike-out copy and five clean copies are enclosed.

This notification is consistent with the provisions of PR Notice 98-10 and EPA regulations at 40 CFR 152.46, and no other changes have been made to the labeling or the confidential statement of formula of this product. I understand that it is a violation of 18 U.S.C. Sec. 1001 to willfully make any false statement to EPA. I further understand that if this notification is not consistent with the terms of PR Notice 98-10 and 40 CFR 152.46, this product may be in violation of FIFRA and I may be subject to enforcement action and penalties under sections 12 and 14 of FIFRA.

## Section - III

1. Material This Product Will Be Packaged In:				2. Type of Container	
Child-Resistant Packaging <input type="checkbox"/> Yes <input type="checkbox"/> No	Unit Packaging <input type="checkbox"/> Yes <input type="checkbox"/> No	Water Soluble Packaging <input type="checkbox"/> Yes <input type="checkbox"/> No	<input type="checkbox"/> Metal <input type="checkbox"/> Plastic <input type="checkbox"/> Glass <input type="checkbox"/> Paper <input type="checkbox"/> Other (Specify) _____		
* Certification must be submitted		If "Yes" Unit Packaging wgt.	No. per container	If "Yes" Package wgt	No. per container
3. Location of Net Contents Information <input type="checkbox"/> Label <input type="checkbox"/> Container		4. Size(s) Retail Container		5. Location of Label Directions <input type="checkbox"/>	
6. Manner in Which Label is Affixed to Product <input type="checkbox"/> Lithograph <input type="checkbox"/> Paper glued <input type="checkbox"/> Stenciled		<input type="checkbox"/> Other _____			

## Section - IV

1. Contact Point (Complete items directly below for identification of individual to be contacted, if necessary, to process this application.)		
Name J. Evelyn Lawson	Title Senior Regulatory Information Scientist	Telephone No. (Include Area Code) (925) 425-6842
Certification I certify that the statements I have made on this form and all attachments thereto are true, accurate and complete. I acknowledge that any knowingly false or misleading statement may be punishable by fine or imprisonment or both under applicable law.		6. Date Application Received (Stamped)
2. Signature <i>J. Evelyn Lawson</i>	3. Title Senior Regulatory Information Scientist	
4. Typed Name J. Evelyn Lawson	5. Date June 21, 2006	

3/6

Note: **Bold, italicized text is information for the reader and is not part of the label.** [Bracketed information is optional text]  
Underlined text is new. Strike-through (~~new~~) means removed

EPA Reg No 05813-24 Tilex Page 1 of 4

# TILEX®



KEEP OUT OF REACH OF CHILDREN.

**WARNING:** • Eye irritant. Use only in well ventilated areas.

SEE BACK LABEL -or- PANEL FOR ADDITIONAL PRECAUTIONARY STATEMENTS

Active Ingredient	
Sodium Hypochlorite	2.40%
Other Ingredients	97.60%
Total	100.00%

(Yields 2.28% available chlorine)

NET WT \_\_\_\_\_

## PRECAUTIONARY STATEMENTS: HAZARDS TO HUMANS AND DOMESTIC ANIMALS.

**WARNING:** Causes substantial but temporary eye injury and can irritate skin. For sensitive skin or prolonged use, wear gloves. Do not get in eyes or on clothing. Vapors may irritate. Use only in well ventilated areas. Avoid prolonged breathing of vapors. **Not recommended for use by persons with heart conditions or chronic respiratory problems such as asthma, emphysema or obstructive lung disease.** (*this statement will appear in color*) Due to irritating nature, may be harmful if swallowed.

### FIRST AID:

**IF IN EYES:** Hold eye open and rinse slowly and gently with water for 15-20 minutes. Remove contact lenses, if present, after the first 5 minutes, then continue rinsing eyes. **IF ON SKIN OR CLOTHING:** Take off contaminated clothing. Rinse skin immediately with plenty of water for 15-20 minutes. **IF INHALED:** Move person to fresh air. If person is not breathing, call 911 or an ambulance, then give artificial respiration, preferably mouth-to-mouth if possible. **IF SWALLOWED:** Call a poison control center or doctor immediately for treatment advice. Have person sip a glassful of water if able to swallow. Do not induce vomiting unless told to do so by a poison control center or doctor. Do not give anything by mouth to an unconscious person. Call a poison control center or doctor for further treatment advice. Have the product container or label with you when calling a poison control center or doctor, or going for treatment.

**PHYSICAL AND CHEMICAL HAZARDS:** This product contains bleach. Do not use or mix this product with other household chemicals such as products containing ammonia, toilet bowl cleaners, rust removers, vinegar or acid. To do so will release hazardous gases.

**STORAGE AND DISPOSAL:** Store this product in a cool [dry] area [away from direct sunlight and heat] to avoid deterioration. Do not reuse empty container. -or- Refill only with this product. Offer empty container for recycling. If recycling is not available, discard container in trash.

Contains No Phosphorus. [Best If Used By Date Below]  
 EPA Reg No. 5813-24, EPA Est. No. 5813-CA-3, GA-1, PR-1  
 (Actual EPA Est. No. in code below) U.S. Patent Pending




Questions or comments[?]. [Call toll free] 1-800-227-1860 (*in the US*)  
 -or- (787) 641-4943 (*in Puerto Rico*) [or visit [www.tilex.com](http://www.tilex.com)].  
 Mfd. for & © 2002 The Clorox Company, Oakland, California 94612  
 [and Dist. by & © XXXX Clorox Commercial Company, [Ave. Chardon, #350,  
 Torre Chardon, Suite 320,] San Juan, PR 00918]. (*bracketed text for  
 Puerto Rico only*) Made in USA -or- Made in Puerto Rico

R1239-10.2

4/6

Note: **Bold, italicized text** is information for the reader and is not part of the label. [Bracketed information is optional text.]  
Underlined text is new. Strike-through (~~text~~) means removed

EPA Reg. No. 05813-24 Tilex Page 2 of 4



### AVOID PROLONGED BREATHING OF VAPOR

Use in well ventilated areas. Open windows and turn on fans before use. If the vapors bother you, leave the room while this product is working. For sensitive skin or prolonged use, wear gloves. Do not mix with Tilex® Soap Scum Remover -or- Tilex® Soap Scum and Bathroom Cleaner -or- Cestol® Baño.

**[Refill only with this product]**

**Alternate for Refill Bottle: To Refill (Spray Bottles):**

- |   |  |   |   |
|---|--|---|---|
| <b>Remove</b>   | <b>Pour</b>  | <b>Use</b>  | <b>-or-</b>   |
| 1. Remove trigger sprayer -or- cap from empty bottle. | 2. Unscrew cap on refill and pour contents directly into empty bottle. | 3. Replace trigger sprayer and use as you normally would. | [Remove trigger sprayer from empty bottle,] unscrew cap and transfer your trigger to this bottle. |

### DIRECTIONS FOR USE

It is a violation of Federal law to use this product in a manner inconsistent with its labeling.

#### HOUSEHOLD USE:

**For non-foaming trigger:**

**TO REMOVE MILDEW STAINS:** Turn sprayer nozzle to SPRAY position. Spray, wait until stains disappear and rinse. Heavy mildew buildup may require longer contact time, or two cleanings.

**For foaming trigger:**

**TO REMOVE MILDEW STAINS:** Turn nozzle to FOAM position. Spray 6-8 inches from surface until surface is thoroughly covered. Allow foam to deeply penetrate mildew and problem areas. Wipe with a wet sponge or cloth, and rinse. Heavy mildew buildup may require longer contact time, or two cleanings. If excess foam dries on nozzle, rinse with warm water.

**For both the foaming and non-foaming triggers:**

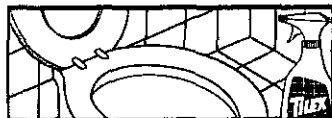
**TO DISINFECT AND KILL MOLD & MILDEW ON HARD, NONPOROUS SURFACES** such as glazed ceramic tile: Spray surface until thoroughly wet, let stand 5 minutes, and rinse.

**TO KILL MOLD & MILDEW ON HARD, POROUS SURFACES** such as grout and cement: Spray surface until thoroughly wet, let stand 10 minutes, and rinse. [Repeat application.]

**TO CLEAN SOAP SCUM:** Spray, wait a few minutes, wipe with sponge. Heavy soap scum or mildew buildup may need two cleanings. This product may not be able to remove soap scum and mildew embedded in hard water deposits, old grout or silicone caulking. **FOR SOAP SCUM PROBLEMS:** Use Tilex® Soap Scum Remover or Tilex® Soap Scum and Bathroom Cleaner.

Works on grout, [bath]tubs, toilets, fiberglass, shower doors, vinyl curtains, counters -or- countertops, sinks, glass, plastic, glazed ceramic tile, unglazed ceramic tile, no-wax floors, basement floors, windowsills, refrigerator seals, and under the sink. Rinse immediately after use on rubber, plastic and vinyl. Avoid prolonged contact with metal and old porcelain as this product can react with these materials and leave a "rusty" stain. Do not use on wood or painted surfaces unless you plan to refinish or repaint them. This product may not be able to remove mildew embedded in hard water deposits, old grout or silicone caulking. Avoid contact with aluminum, clothes, fabric, carpet or paper surfaces as they will discolor. **BIG JOBS:** Tilex can effectively clean many household surfaces. For convenience, use the turret top or refill your Tilex sprayer bottle.


#### WHERE TO USE:



**TO CLEAN AND DISINFECT TOILET BOWLS:** Flush toilet and add 1 cup Tilex to bowl. Brush to thoroughly wet all surfaces including under rim. Let stand 5 minutes before flushing.



**FLOORS:** Mop washable floors including no-wax floors, linoleum, vinyl and ceramic tile with 1 cup Tilex per gallon of warm water. Rinse for best shine.




**CEMENT POOL AREAS:** Apply liberally (full strength) and rinse. **VINYL AND PLASTIC OUTDOOR FURNITURE:** Sponge on full strength and rinse immediately.

R1239-0.2

Note: **Bold, italicized text** is information for the reader and is not part of the label. [Bracketed information is optional text]  
Underlined text is new. Strike-through (~~new~~) means removed

EPA Reg. No. 05813-24 Tilex Page 3 of 4



### Cleaning Claims

- Bathrooms, sinks and faucets and floor areas
- Commercial solutions
- Contains bleach
- [Economy -or- Convenient] refill
- Economy size
- Just spray and wipe, no scrubbing required<sup>1</sup>
- Lavender Scent
- Lemon Fresh Fragrance
- Lemon Fresh [scent]
- Leaves no residue
- Mama's got the magic of Clorox™
- New: Sudsing -or- foaming action
- [Now] available in [this -or- a] convenient refill so you can reuse your trigger
- Plus [with] Clorox Bleach
- Pool and outdoor areas

### Pesticidal Claims


- Destroys mold and mildew in [just] 5 minutes
- Destroys mold, mildew and bacteria [in just 5 minutes]
- Disinfects as it cleans big jobs
- Disinfects as it kills [destroys] [eliminates] [wipes out] [removes] mildew
- Disinfects as it kills [destroys] [eliminates] common household mold, mildew and bacteria
- Disinfects with bleach
- Easily removes mildew, mold and bacteria from grout and also quickly destroys and kills them in hard-to-clean areas such as caulking, corners and crevices, without scrubbing
- Easily removes tough mildew and mold from grout
- Eliminates mold and mildew in [just] 5 minutes
- Eliminates mold, mildew and bacteria [in just 5 minutes]
- Even mold isn't too tough for Tilex!
- Got Mold? Kill [Destroy] [Eliminate] [Wipe out] [Remove] it with Tilex!
- Kills [Destroys] [Eliminates] [Wipes out] [Removes] mold, mildew and bacteria as it cleans
- Kills [Destroys] [Eliminates] [Wipes out] [Removes] visible mold
- Kills [Destroys] [Eliminates] 99.9% of household molds
- Kills [Destroys] [Eliminates] 99.9% of household molds and mildew in just 5 minutes
- Kills [Destroys] [Eliminates] and removes mold and mildew
- Kills [Destroys] [Eliminates] mildew without scrubbing
- Kills [Destroys] [Eliminates] mold and mildew
- Kills [Destroys] [Eliminates] tough mildew without scrubbing
- Kills [Destroys] [Eliminates] tough mold and mildew without scrubbing
- Kills [Destroys] [Eliminates] tough mold, mildew and bacteria in just 5 minutes
- Kills [Eliminates] and destroys mold and mildew
- Kills mold and mildew in [just] 5 minutes
- Kills mold, mildew and bacteria [in just 5 minutes]
- Kills most common household molds
- Lifts off and cleans soap scum to penetrate, kill and destroy mold, mildew and bacteria
- Mold is alive Kill [Destroy] [Eliminate] [Wipe out] [Remove] it with Tilex!
- Not only destroys mold and mildew, but also destroys and removes the mold spores
- Not only eliminates mold and mildew, but also destroys and removes the mold spores
- Not only kills mold and mildew, but also destroys and removes the mold spores
- Penetrates to eliminate and destroy tough mold, mildew and bacteria at its source
- Penetrates to kill and destroy tough mold, mildew and bacteria at its source
- Proven to kill most common household molds!
- This product kills Staphylococcus aureus (Staph), Streptococcus pyogenes (Strep), Trichophyton mentagrophytes (Athlete's Foot Fungus), Aspergillus niger (mildew), Salmonella choleraesuis (Salmonella), Pseudomonas aeruginosa (Pseudomonas), Penicillium chrysogenum (Penicillium), Alternaria alternata, Cladosporium herbarum, Mucor banieri
- Tilex doesn't just clean [the] stains, it kills [destroys] [eliminates] [wipes out] [removes] [the] mold!
- Works [Kills mold] on all [hard, porous and nonporous] bathroom surfaces
- You've got mold. Kill [Destroy] [Eliminate] [Wipe out] [Remove] it with Tilex

R1239-1" ~

6/10

Note: **Bold, italicized text** is information for the reader and is not part of the label. [Bracketed information is optional text.]  
Underlined text is new. Strike-through (~~new~~) means removed

EPA Reg No 05813-24 Tilex Page 4 of 4



### ***Pesticidal Claims - Continued***

***For use with Formula AD7 and foaming trigger:***

- Attacks mildew at its roots
- Gets into and eliminates mildew even in hard to clean places – without scrubbing
- Kills mold and mildew at its roots
- Kills mold and mildew in hard to clean areas [places] [such as caulking, corners, crevices, cracks]
- This product penetrates deep beneath the surface
- Penetrates to kill and destroy tough mold, mildew and bacteria at its source
- Penetrates to kill mildew in hard to clean places
- [Seeks out and] kills mildew at its roots
- [Seeks out and] kills mildew even in hard to clean places
- This product has a penetrating foam that seeks out and kills mildew even in tile grout, caulking and corners
- With Deep Penetrating Foam



Mildew grows deep in cracks



Foam penetrates deep to [kill] [get]  
mildew at its roots.