

PLEASE NOTE

**This image contains more than one label
approved for this product on this date.**

5813-24

10-17-2002

1/5

UNITED STATES ENVIRONMENTAL PROTECTION AGENCY

OCT 17 2002

J. Evelyn Lawson
Senior Registration Information Specialist
The Clorox Company
c/o PS&RC
P.O. Box 493
Pleasanton, CA 94566-0803

Subject: Notification Per Pesticide Regulation 98-10
Tilex
EPA Registration No. 5813-24
Application Dated: September 19, 2002
EPA Received Date: September 20, 2002

Dear Ms. Lawson:

This acknowledges receipt of your notification, submitted under the provision of PR Notice 98-10, FIFRA section 3(c)9.

Proposed Notification

- Addition of required label text (see label stamped 8/7/02)

General Comments

Based on a review of the material submitted, the following comments apply:

The notification application is acceptable and a copy has been inserted in your file for future reference.

Should you have any questions or comments concerning this letter, please contact me at 703-308-6345.

Sincerely,

Wanda Mitchell
Product Manager - Team 32
Regulatory Management Branch II
Antimicrobials Division (7510 C)

CONCURRENCES							
SYMBOL	7510C						
SURNAME	Mitchell						
DATE	10-17-02						



United States
Environmental Protection Agency
Washington, DC 20460

☐ Registration
☐ Amendment
☒ Other

OPP Identifier Number
TA0020

Application for Pesticide - Section I

1. Company/Product Number 5813-24	2. EPA Product Manager Robert Brennis	3. Proposed Classification <input checked="" type="checkbox"/> None <input type="checkbox"/> Restricted
4. Company/Product (Name) Tilex	PM# 32	
5. Name and Address of Applicant (Include ZIP Code) The Clorox Company c/o PS&RC P.O. Box 493 Pleasanton, CA 94566-0803 <input type="checkbox"/> Check if this is a new address	6. Expedited Review. In accordance with FIFRA Section 3(c)(3) (b)(i), my product is similar or identical in composition and labeling to: EPA Reg. No. _____ Product Name _____	

Section - II

<input type="checkbox"/> Amendment - Explain below.	<input type="checkbox"/> Final printed labels in response to Agency letter dated _____
<input type="checkbox"/> Resubmission in response to Agency letter dated _____	<input type="checkbox"/> "Me Too" Application.
<input checked="" type="checkbox"/> Notification - Explain below.	<input type="checkbox"/> Other - Explain below.

Explanation: Use additional page(s) if necessary. (For section I and Section II.)

Addition of required label text inadvertently omitted with previous label submission (label stamped 8/7/02). Addition is highlighted.
Five copies enclosed

98-10 certification enclosed

Section - III

1. Material This Product Will Be Packaged In:			
Child-Resistant Packaging <input type="checkbox"/> Yes <input type="checkbox"/> No	Unit Packaging <input type="checkbox"/> Yes <input type="checkbox"/> No	Water Soluble Packaging <input type="checkbox"/> Yes <input type="checkbox"/> No	2. Type of Container <input type="checkbox"/> Metal <input type="checkbox"/> Plastic <input type="checkbox"/> Glass <input type="checkbox"/> Paper <input type="checkbox"/> Other (Specify) _____
<i>Certification must be submitted</i>		If "Yes" Unit Packaging wgt. No. per container	If "Yes" Package wgt. No. per container
3. Location of Net Contents Information <input type="checkbox"/> Label <input type="checkbox"/> Container		4. Size(s) Retail Container	5. Location of Label Directions <input type="checkbox"/>
6. Manner in Which Label is Affixed to Product <input type="checkbox"/> Lithograph <input type="checkbox"/> Paper glued <input type="checkbox"/> Stenciled <input type="checkbox"/> Other _____			


Section - IV

1. Contact Point (Complete items directly below for identification of individual to be contacted, if necessary, to process this application.)			
Name J. Evelyn Lawson		Title Senior Registration Information Specialist	Telephone No. (Include Area Code) 925/847-6842
Certification I certify that the statements I have made on this form and all attachments thereto are true, accurate and complete. I acknowledge that any knowingly false or misleading statement may be punishable by fine or imprisonment or both under applicable law.			6. Date Application Received (Stamped)
2. Signature 		3. Title Senior Scientist	
4. Typed Name Therese A. Adkins		5. Date September 19, 2002	

Notification of Label text per PR Notice 98-10

Tilex®
EPA Reg. 5813-24

This notification is consistent with the provisions of PR Notice 98-10 and EPA regulations at 40 CFR 152.46, and no other changes have been made to the labeling or the Confidential Statement of Formula of this product. I understand that it is a violation of 18 U.S.C. Sec. 1001 to willfully make any false statements to EPA. I further understand that if this notification is not consistent with the terms of PR Notice 98-10 and 40 CFR 152.46, this product may be in violation of FIFRA and I may be subject to enforcement actions and penalties under sections 12 and 14 of FIFRA.



Signature of Official



Date

Note: **Bold, italicized text is information for the reader and is not part of the label.** [Bracketed information is optional text.]
Text separated by a diamond bullet (◆) denotes -and/or- options. Underlined text is new. Strike-through (~~text~~) means removed.

EPA Reg. No. 05813-24 Tilex Page 1 of 2

- Disinfects as it cleans big jobs
- Bathrooms, pool and outdoor areas
- New sudsing action
- Disinfects as it kills mildew
- Economy refill
- Economy size
- Commercial solutions
- Disinfects with bleach
- Kills mildew without scrubbing
- Kills tough mildew without scrubbing

TILEX®



Active Ingredient:
Sodium Hypochlorite 2.4%
Other Ingredients: 97.6%
Total 100.00%

KEEP OUT OF REACH OF CHILDREN.

WARNING: Eye irritant. Use only in well ventilated areas.

SEE BACK LABEL FOR ADDITIONAL PRECAUTIONARY STATEMENTS.


NET WT _____

R1239-1.2

5/5

Note: **Bold, italicized text is information for the reader and is not part of the label.** [Bracketed information is optional text.]
Text separated by a diamond bullet (◆) denotes -and/or- options. Underlined text is new. Strike-through (~~text~~) means removed.

EPA Reg. No. 05813-24 Tilex Page 2 of 2




AVOID PROLONGED BREATHING OF VAPOR

Use in well ventilated areas. Open windows and turn on fans before use. If the vapors bother you, leave the room while this product is working. For sensitive skin or prolonged use, wear gloves. Do not mix with Tilex ® Soap Scum Remover -or- Tilex ® Soap Scum and Bathroom Cleaner.

DIRECTIONS FOR USE: It is a violation of Federal law to use this product in a manner inconsistent with its labeling.

HOUSEHOLD USE: Turn sprayer nozzle counterclockwise to open. **TO REMOVE MILDEW STAINS:** Spray, wait until stains disappear and rinse. **TO CLEAN SOAP SCUM:** Spray, wait a few minutes, wipe with sponge. Heavy soap scum or mildew buildup may need two cleanings. This product may not be able to remove mildew and soap scum imbedded in hard water deposits, old grout or silicone caulking. **TO DISINFECT AND KILL MILDEW ON HARD NON-POROUS SURFACES:** Spray surface such as tile until thoroughly wet, let stand five minutes and rinse. For heavy soil, pre-cleaning is required. This product kills staph, strep, and athlete's foot fungus. **FOR SOAP SCUM PROBLEMS:** Use Tilex® Soap Scum Remover.

WHERE TO USE: Works on tile, grout, tubs, fiberglass, shower doors, vinyl curtains, counters, sinks, and no-wax floors. Rinse immediately after use on rubber, plastic and vinyl. Avoid prolonged contact with metal and old porcelain as this product can react with these materials and leave a "rusty" stain. Do not use on wood or painted surfaces unless you plan to refinish or repaint them. Avoid contact with aluminum, clothes, fabric, carpet or paper surfaces as they will discolor. **BIG JOBS:** Tilex can effectively clean many household surfaces. For convenience use the turret top or refill your Tilex sprayer bottle.



TO CLEAN AND DISINFECT TOILET BOWLS: Flush toilet and add 1 cup Tilex to bowl. Brush to thoroughly wet all surfaces including under rim. Let stand 5 minutes before flushing.



FLOORS: Mop washable floors including no-wax floors, linoleum, vinyl and ceramic tile with 1 cup Tilex per gallon of warm water. Rinse for best shine.



CEMENT POOL AREAS: Apply liberally (full strength) and rinse. **VINYL AND PLASTIC OUTDOOR FURNITURE:** Sponge on full strength and rinse immediately.

PRECAUTIONARY STATEMENTS: Hazards to humans and domestic animals.

WARNING: Causes substantial but temporary eye injury and can irritate skin. For sensitive skin or prolonged use, wear gloves. Do not get in eyes or on clothing. Vapors may irritate. Use only in well ventilated areas. Avoid prolonged breathing of vapors. Not recommended for use by persons with heart conditions or chronic respiratory problems such as asthma, emphysema or obstructive lung disease. Due to irritating nature, may be harmful if swallowed.

FIRST AID:

IF IN EYES: Hold eye open and rinse slowly and gently with water for 15-20 minutes. Remove contact lenses, if present, after the first 5 minutes, then continue rinsing eyes.

IF ON SKIN OR CLOTHING: Take off contaminated clothing. Rinse skin immediately with plenty of water for 15-20 minutes.

IF INHALED: Move person to fresh air. If person is not breathing, call 911 or an ambulance, then give artificial respiration, preferably mouth-to-mouth if possible. **IF SWALLOWED:** Call a poison control center or doctor immediately for treatment advice. Have person sip a glassful of water if able to swallow. Do not induce vomiting unless told to do so by a poison control center or doctor. Do not give anything by mouth to an unconscious person. Call a poison control center or doctor for further treatment advice. Have the product container or label with you when calling a poison control center or doctor, or going for treatment.

Physical and Chemical Hazards: This product contains bleach. Do not use or mix this product with other household chemicals such as products containing ammonia, toilet bowl cleaners, rust removers, vinegar or acid. To do so will release hazardous gases.

Storage and Disposal: Store this product in a cool dry area, away from direct sunlight and heat to avoid deterioration. Do not reuse empty container but place in trash collection, or rinse and offer for recycling.

(For institutional uses only): Storage and Disposal: Store this product in cool, dry area, away from direct sunlight and heat to avoid deterioration. Do not reuse empty container but place in trash collection, or rinse and offer for recycling. Do not contaminate water, food, or feed by storage, disposal or use of this product.



Contains No Phosphorus. Best If Used By Date Below:
EPA Reg. No. 5813-24, EPA Est. No. 5813-CA3, GA1
(Actual EPA Est. No. in code below)

Questions or comments: Call toll free 1-800-227-1860

Mfd. for & © 1995 The Clorox Company, Oakland, California 94612 Made in USA

R1239 3-2

NEXT

LABEL

5813-24

10-17-2002

1/5

UNITED STATES ENVIRONMENTAL PROTECTION AGENCY

OCT 17 2002

J. Evelyn Lawson
Senior Registration Information Specialist
The Clorox Company
c/o PS&RC
P.O. Box 493
Pleasanton, CA 94566-0803

Subject: Notification Per Pesticide Regulation 98-10
Tilex
EPA Registration No. 5813-24
Application Dated: September 19, 2002
EPA Received Date: September 20, 2002

Dear Ms. Lawson:

This acknowledges receipt of your notification, submitted under the provision of
PR Notice 98-10, FIFRA section 3(c)9.

Proposed Notification

- Alternate Brand Name "Tilex Mold & Mildew Remover"

General Comments

Based on a review of the material submitted, the following comments apply:

The notification application is acceptable and a copy has been inserted in your
file for future reference.

Should you have any questions or comments concerning this letter, please
contact me at 703-308-6345.

Sincerely,

Wanda Mitchell
Product Manager - Team 32
Regulatory Management Branch II
Antimicrobials Division (7510 G)

CONCURRENCES							
SYMBOL	7510C						
SURNAME	Mitchell						
DATE	10-17-02						

32

2/5

Please read instructions on reverse before completing form.

Form Approved. OMB No. 2070-0060. Approval expires 2-28-95



United States
Environmental Protection Agency
Washington, DC 20460

☐ Registration
☐ Amendment
☒ Other

OPP Identifier Number

TA0019

Application for Pesticide - Section I

1. Company/Product Number 5813-24	2. EPA Product Manager Robert Brennis	3. Proposed Classification <input checked="" type="checkbox"/> None <input type="checkbox"/> Restricted
4. Company/Product (Name) Tilex	PM# 32	
5. Name and Address of Applicant (Include ZIP Code) The Clorox Company c/o PS&RC P.O. Box 493 Pleasanton, CA 94566-0803 <input type="checkbox"/> Check if this is a new address	6. Expedited Review. In accordance with FIFRA Section 3(c)(3) (b)(i), my product is similar or identical in composition and labeling to: EPA Reg. No. _____ Product Name _____	

Section - II

<input type="checkbox"/> Amendment - Explain below.	<input type="checkbox"/> Final printed labels in response to Agency letter dated _____
<input type="checkbox"/> Resubmission in response to Agency letter dated _____	<input type="checkbox"/> "Me Too" Application.
<input checked="" type="checkbox"/> Notification - Explain below.	<input type="checkbox"/> Other - Explain below.

Explanation: Use additional page(s) if necessary. (For section I and Section II.)

Notification of an Alternate Brand Name - Tilex Mold & Mildew Remover

98-10 certification enclosed

Section - III

1. Material This Product Will Be Packaged In:				2. Type of Container	
Child-Resistant Packaging <input type="checkbox"/> Yes <input type="checkbox"/> No	Unit Packaging <input type="checkbox"/> Yes <input type="checkbox"/> No	Water Soluble Packaging <input type="checkbox"/> Yes <input type="checkbox"/> No	<input type="checkbox"/> Metal <input type="checkbox"/> Plastic <input type="checkbox"/> Glass <input type="checkbox"/> Paper <input type="checkbox"/> Other (Specify) _____		
Certification must be submitted If "Yes" Unit Packaging wgt. No. per container		If "Yes" Package wgt. No. per container			
3. Location of Net Contents Information <input type="checkbox"/> Label <input type="checkbox"/> Container		4. Size(s) Retail Container		5. Location of Label Directions <input type="checkbox"/>	
6. Manner in Which Label is Affixed to Product <input type="checkbox"/> Lithograph <input type="checkbox"/> Paper glued <input type="checkbox"/> Stenciled		<input type="checkbox"/> Other _____			


Section - IV

1. Contact Point (Complete items directly below for identification of individual to be contacted, if necessary, to process this application.)					
Name J. Evelyn Lawson		Title Senior Registration Information Specialist		Telephone No. (Include Area Code) 925/847-6847	
Certification I certify that the statements I have made on this form and all attachments thereto are true, accurate and complete. I acknowledge that any knowingly false or misleading statement may be punishable by fine or imprisonment or both under applicable law.					6. Date Application Received (Stamped)
2. Signature 		3. Title Senior Scientist			
4. Typed Name Therese A. Adkins		5. Date September 19, 2002			

Notification of an Alternate Brand Name per PR Notice 98-10

Tilex®
EPA Reg. 5813-24

This notification is consistent with the provisions of PR Notice 98-10 and EPA regulations at 40 CFR 152.46, and no other changes have been made to the labeling or the Confidential Statement of Formula of this product. I understand that it is a violation of 18 U.S.C. Sec. 1001 to willfully make any false statements to EPA. I further understand that if this notification is not consistent with the terms of PR Notice 98-10 and 40 CFR 152.46, this product may be in violation of FIFRA and I may be subject to enforcement actions and penalties under sections 12 and 14 of FIFRA.



Signature of Official



Date

4/5

Note: **Bold, italicized text is information for the reader and is not part of the label.** [Bracketed information is optional text.]
Text separated by a diamond bullet (◆) denotes -and/or- options. Underlined text is new. Strike-through (~~text~~) means removed.

EPA Reg. No. 05813-24 Tilex Page 1 of 2

- Disinfects as it cleans big jobs
- Bathrooms, pool and outdoor areas
- New sudsing action
- Disinfects as it kills mildew
- Economy refill
- Economy size
- Commercial solutions
- Disinfects with bleach
- Kills mildew without scrubbing
- Kills tough mildew without scrubbing

TILEX®



Active Ingredient:
Sodium Hypochlorite 2.4%
Other Ingredients: 97.6%
Total 100.00%

KEEP OUT OF REACH OF CHILDREN.

WARNING: Eye irritant. Use only in well ventilated areas.

SEE BACK LABEL FOR ADDITIONAL PRECAUTIONARY STATEMENTS.

NET WT _____

R1239-5.2

5/5

Note: **Bold, italicized text is information for the reader and is not part of the label.** [Bracketed information is optional text.]
Text separated by a diamond bullet (◆) denotes -and/or- options. Underlined text is new. Strike-through (~~new~~) means removed.

EPA Reg. No. 05813-24 Tilex Page 2 of 2



AVOID PROLONGED BREATHING OF VAPOR

Use in well ventilated areas. Open windows and turn on fans before use. If the vapors bother you, leave the room while this product is working. For sensitive skin or prolonged use, wear gloves. Do not mix with Tilex ◆ Soap Scum Remover -or- Tilex ◆ Soap Scum and Bathroom Cleaner.

DIRECTIONS FOR USE: It is a violation of Federal law to use this product in a manner inconsistent with its labeling.

HOUSEHOLD USE: Turn sprayer nozzle counterclockwise to open. **TO REMOVE MILDEW STAINS:** Spray, wait until stains disappear and rinse.

TO CLEAN SOAP SCUM: Spray, wait a few minutes, wipe with sponge. Heavy soap scum or mildew buildup may need two cleanings. This product may not be able to remove mildew and soap scum imbedded in hard water deposits, old grout or silicone caulking. **TO DISINFECT AND KILL MILDEW ON HARD NON-POROUS SURFACES:** Spray surface such as tile until thoroughly wet, let stand five minutes and rinse. For heavy soil, pre-cleaning is required. This product kills staph, strep, and athlete's foot fungus. **FOR SOAP SCUM PROBLEMS:** Use Tilex◆ Soap Scum Remover.

WHERE TO USE: Works on tile, grout, tubs, fiberglass, shower doors, vinyl curtains, counters, sinks, and no-wax floors. Rinse immediately after use on rubber, plastic and vinyl. Avoid prolonged contact with metal and old porcelain as this product can react with these materials and leave a "rusty" stain. Do not use on wood or painted surfaces unless you plan to refinish or repaint them. Avoid contact with aluminum, clothes, fabric, carpet or paper surfaces as they will discolor. **BIG JOBS:** Tilex can effectively clean many household surfaces. For convenience use the turret top or refill your Tilex sprayer bottle.



TO CLEAN AND DISINFECT TOILET BOWLS: Flush toilet and add 1 cup Tilex to bowl. Brush to thoroughly wet all surfaces including under rim. Let stand 5 minutes before flushing.



FLOORS: Mop washable floors including no-wax floors, linoleum, vinyl and ceramic tile with 1 cup Tilex per gallon of warm water. Rinse for best shine.



CEMENT POOL AREAS: Apply liberally (full strength) and rinse. **VINYL AND PLASTIC OUTDOOR FURNITURE:** Sponge on full strength and rinse immediately.

PRECAUTIONARY STATEMENTS: Hazards to humans and domestic animals.

WARNING: Causes substantial but temporary eye injury and can irritate skin. For sensitive skin or prolonged use, wear gloves. Do not get in eyes or on clothing. Vapors may irritate. Use only in well ventilated areas. Avoid prolonged breathing of vapors. Not recommended for use by persons with heart conditions or chronic respiratory problems such as asthma, emphysema or obstructive lung disease. Due to irritating nature, may be harmful if swallowed.

FIRST AID:

IF IN EYES: Hold eye open and rinse slowly and gently with water for 15-20 minutes. Remove contact lenses, if present, after the first 5 minutes, then continue rinsing eyes.

IF ON SKIN OR CLOTHING: Take off contaminated clothing. Rinse skin immediately with plenty of water for 15-20 minutes.

IF INHALED: Move person to fresh air. If person is not breathing, call 911 or an ambulance, then give artificial respiration, preferably mouth-to-mouth if possible. **IF SWALLOWED:** Call a poison control center or doctor immediately for treatment advice. Have person sip a glassful of water if able to swallow. Do not induce vomiting unless told to do so by a poison control center or doctor. Do not give anything by mouth to an unconscious person. Call a poison control center or doctor for further treatment advice. Have the product container or label with you when calling a poison control center or doctor, or going for treatment.

Physical and Chemical Hazards: This product contains bleach. Do not use or mix this product with other household chemicals such as products containing ammonia, toilet bowl cleaners, rust removers, vinegar or acid. To do so will release hazardous gases.

Storage and Disposal: Store this product in a cool dry area, away from direct sunlight and heat to avoid deterioration. Do not reuse empty container but place in trash collection, or rinse and offer for recycling.

(For institutional uses only): **Storage and Disposal:** Store this product in cool, dry area, away from direct sunlight and heat to avoid deterioration. Do not reuse empty container but place in trash collection, or rinse and offer for recycling. Do not contaminate water, food, or feed by storage, disposal or use of this product.



Contains No Phosphorus. Best If Used By Date Below:
EPA Reg. No. 5813-24, EPA Est. No. 5813-CA3, GA1
(Actual EPA Est. No. in code below)

Questions or comments: Call toll free 1-800-227-1860

Mfd. for & © 1995 The Clorox Company, Oakland, California 94612 Made in USA

R1239-0.2