

5813-21

9/21/2012

1/14



UNITED STATES ENVIRONMENTAL PROTECTION AGENCY
WASHINGTON D C 20460

September 21, 2012

OFFICE OF CHEMICAL SAFETY
AND POLLUTION PREVENTION

Ms Elisa Estremera
The Clorox Company
c/o PS&RC, PO Box 493
Pleasanton, California 94566-0803

Subject Tackle®
EPA Registration No 5813-21
Notification Date 08/31/2012
EPA Receipt Date 09/05/2012

Dear Ms Estremera,

This acknowledges the receipt of your notification, submitted under the provision of PR Notice 98-10 and FIFRA section 3(c)9

Proposed Notification

- Addition of packaging-related text on page 3

General Comments

Based on a review of the submitted materials, your notification for the addition of packaging-related text on page three of the label is acceptable and has been made a part of the records on file

Should you have any questions or comments concerning this letter, you may contact me by telephone at (703) 308-0410 or by email at harris.monisha@epa.gov or Jaclyn Carl by telephone at (571) 384-5684 or by e-mail at carl.jaclyn@epa.gov When submitting information or data in response to this letter, a copy of this letter should accompany the submission to facilitate processing

Sincerely,

Monisha Harris
Product Manager (32)
Regulatory Management Branch II
Antimicrobials Division (7510P)



United States
Environmental Protection Agency
Washington DC 20460

<input type="checkbox"/>	Registration
<input type="checkbox"/>	Amendment
<input checked="" type="checkbox"/>	Other

OPP Identifier Number
EE0139

Application for Pesticide - Section I

1 Company/Product Number 5813 21	2 EPA Product Manager Monisha Harris	3 Proposed Classification <input type="checkbox"/> None <input type="checkbox"/> Restricted
4 Company/Product (Name) Tackle®	PM# 32	
5 Name and Address of Applicant (Include ZIP Code) The Clorox Company c/o PS&RC P O Box 493 Pleasanton CA 94566-0803 <input type="checkbox"/> Check if this is a new address	6 Expedited Review In accordance with FIFRA Section 3(c)(3) (b)(i) my product is similar or identical in composition and labeling to EPA Reg No _____ Product Name _____	

Section - II

<input type="checkbox"/> Amendment Explain below	<input type="checkbox"/> Final printed labels in response to Agency letter dated _____
<input type="checkbox"/> Resubmission in response to Agency letter dated _____	<input type="checkbox"/> Me Too Application
<input checked="" type="checkbox"/> Notification Explain below	<input type="checkbox"/> Other Explain below

Explanation Use additional page(s) if necessary (For section I and Section II)

Notification of non mandatory text per PR Notice 98 10 Addition of packaging related text on page 3
This notification is consistent with the provisions of PR Notice 98 10 and EPA regulations at 40 CFR 152 46 and no other changes have been made to the labeling or the confidential statement of formula of this product I understand that it is a violation of 18 U S C § 1001 to willfully make any false statement to EPA I further understand that if this notification is not consistent with the terms of PR Notice 98 10 and 40 CFR 152 46 this product may be in violation of FIFRA and I may be subject to enforcement action and penalties under § 12 and § 14 of FIFRA

Section - III

1 Material This Product Will Be Packaged In				2 Type of Container	
Child Resistant Packaging <input type="checkbox"/> Yes <input type="checkbox"/> No	Unit Packaging <input type="checkbox"/> Yes <input type="checkbox"/> No	Water Soluble Packaging <input type="checkbox"/> Yes <input type="checkbox"/> No	Metal Plastic Glass Paper Other (Specify) _____		
* Certification must be submitted		If Yes Unit Packaging wgt	No per container	If Yes Package wgt	No per container
3 Location of Net Contents Information <input type="checkbox"/> Label <input type="checkbox"/> Container		4 Size(s) Retail Container		5 Location of Label Directions	
6 Manner in Which Label is Affixed to Product <input checked="" type="checkbox"/> Lithograph Paper glued <input type="checkbox"/> Stenciled			<input type="checkbox"/> Other _____		

Section - IV

1 Contact Point (Complete items directly below for identification of individual to be contacted if necessary to process this application)		
Name J Evelyn Lawson	Title Federal Registration Specialist	Telephone No (Include Area Code) (925) 425 6842
Certification I certify that the statements I have made on this form and all attachments thereto are true accurate and complete I acknowledge that any knowingly false or misleading statement may be punishable by fine or imprisonment or both under applicable law		6 Date Application Received (Stamped)
2 Signature 	3 Title Federal Registration Specialist	
4 Typed Name Elisa Estremera	5 Date August 31 2012	

Note ***Bold italicized text is information for the reader and is not part of the label***
[Bracketed information is optional text] Underlined text is new. Strike through (text) means removed
R8261320

NOTIFICATION
Date Reviewed 9/21/2012
Reviewed By JPC



**KEEP OUT OF REACH OF CHILDREN
WARNING**

EYE AND SKIN IRRITANT

For Spray Product USE ONLY IN WELL VENTILATED AREAS

See back label for additional precautionary statements

Active Ingredient	
Sodium Hypochlorite	1 84%
Other Ingredients	98 16%
Total	100 00%

[(Yields 1 75% available chlorine)]

NET CONTENTS _____

Contains no phosphorus

EPA Reg No 5813 21

EPA Est No 5813 CA 3 (A8 or H8) GA 1 (A4) GA 2 (VG) IL 2 (VF) 71681 GA 1 (JQ) IL 1 (GU) IL 2 (24)

Beginning of batch code indicates Est No

For Puerto Rico only EPA Est No 5813 PR 1

Clorox Customer assistance 1 800 227 1860 or [For] Questions[?] [and] [or] Comments[?] [Call] [toll free] 1 800 227 1860
(in the US) or (787) 641 4943 (in Puerto Rico) or For additional advice or instructions on how or where to use this product
call [toll free] 1 800 227 1860

Any questions? The experts at Clorox are standing by to answer your [household cleaning] questions and/or [SATISFACTION
GUARANTEED] and/or At Clorox we pride ourselves on making consistent quality products [for over 75 or 22 years] and we are
dedicated to ensuring your total satisfaction with our product [If you are not completely satisfied please call [the number below] 1 800
227 1860] Visit us at www clorox com or www cloroxhome com

A list of this product s ingredients is available at www IngredientsInside com or A list of [this product s] [product name] ingredients is
available at [insert company website]

Mfd for & © XXXX The Clorox Company 1221 Broadway Oakland CA 94612

[and Dist by & © XXXX Clorox Commercial Company [Ave Chardon #350 Torre Chardon Suite 320]

San Juan PR 00918] (bracketed text for Puerto Rico only) Made in [the] USA or Made in Puerto Rico



4/14

PRECAUTIONARY STATEMENTS Hazards to Humans & Domestic Animals

WARNING* **EYE AND SKIN IRRITANT** Causes substantial but temporary eye injury Do not get in eyes or on clothing Avoid contact with skin Wear protective eyewear [such as goggles or safety glasses] Wash thoroughly with soap and water after handling and before eating drinking chewing gum or using tobacco Remove and wash contaminated clothing before reuse Harmful if swallowed For sensitive skin or prolonged use wear gloves Vapors may irritate Avoid prolonged breathing of vapors Use only in well ventilated areas **[Not recommended for use by persons with heart conditions or chronic respiratory problems such as asthma emphysema or obstructive lung disease]** *(this statement will appear in color)*

FIRST AID

IF IN EYES Hold eye open and rinse slowly and gently with water for 15 20 minutes Remove contact lenses if present after the first 5 minutes then continue rinsing eye **IF ON SKIN OR CLOTHING** Take off contaminated clothing Rinse skin immediately with plenty of water for 15 20 minutes

IF INHALED Move person to fresh air If person is not breathing call 911 or an ambulance then give artificial respiration preferably mouth to mouth if possible **IF SWALLOWED** Call a poison control center or doctor immediately for treatment advice Have person sip a glassful of water if able to swallow Do not induce vomiting unless told to do so by a poison control center or doctor Do not give anything by mouth to an unconscious person Call a poison control center or doctor for further treatment advice Have the product container or label with you when calling a poison control center or doctor or going for treatment

PHYSICAL AND CHEMICAL HAZARDS This product contains bleach Do not use or mix this product with other [household] chemicals such as ammonia toilet bowl cleaners, rust removers or acid, as this releases hazardous gases

Residential/Household uses (16 fl oz 32 fl oz RTU spray)

STORAGE AND DISPOSAL

Store this product in a cool [dry] area [away from direct sunlight and heat] to avoid deterioration Do not reuse or refill except as described in the directions for use Refill only with this product Recycle empty container or discard in trash

Residential/Household uses (64 fl oz direct application/dilutable non spray)

STORAGE AND DISPOSAL

Store this product in a cool [dry] area [away from direct sunlight and heat] to avoid deterioration In case of spill flood areas with large quantities of water Product or rinsates that cannot be used must be diluted with water before disposal in a sanitary sewer Nonrefillable container Do not reuse or refill empty container Recycle empty container or discard in trash

Professional/Institutional uses (32 fl oz RTU spray)


STORAGE AND DISPOSAL

Store this product in a cool [dry] area [away from direct sunlight and heat] to avoid deterioration Do not reuse or refill except as described in the directions for use Refill only with this product Recycle empty container or discard in trash

Professional/Institutional uses (64 fl oz 128 fl oz direct application/dilutable non spray)

STORAGE AND DISPOSAL

Store this product in a cool [dry] area [away from direct sunlight and heat] to avoid deterioration In case of spill flood areas with large quantities of water Product or rinsates that cannot be used must be diluted with water before disposal in a sanitary sewer, Nonrefillable container Do not reuse or refill empty container [Triple rinse then] Recycle empty container or discard in trash



5/14

Packaging Related Statements and Icons


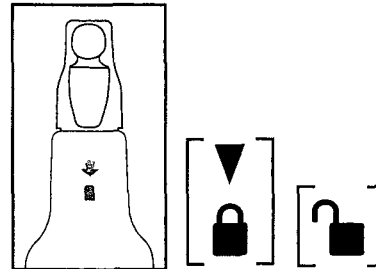
[Padlock icon unlocked and locked (on bottle shrink) with corresponding arrow (molded into trigger)]

To refill Turn trigger on spray bottle [1/4 turn] counterclockwise [and pull upwards] to remove [After refilling spray bottle] Replace trigger by aligning [red tip] tube on trigger with [opening] [tube] inside bottle [while pushing down] [and/or push [sprayer] [straight] down [until it clicks] [and/or locks into place]]

or

To refill Twist trigger [on spray bottle] [1/4 turn] [counterclockwise] [and pull up or upward[s]] to remove [Fill spray bottle with refill solution] [After refilling spray bottle] [to replace trigger] Align [red tip] tube on trigger [head] over [small] opening or tube [on] [the] inside [of the bottle] [[Note that] trigger [head] should point in [the] same direction as [the] tube [running] on the outer edge of the bottle] Press [straight] down on the trigger [head] [applying even pressure] [until it clicks and/or locks] [into place]

- When almost empty or To spray every drop [] [] tilt bottle downward or at a downward angle [while spraying]
- [To foam (close screen on nozzle) or spray (open screen on nozzle)]
- To Foam or To Spray Turn or Rotate nozzle to ON



or

TO REFILL SPRAY BOTTLE:
 Twist trigger on spray bottle counterclockwise and pull upward to remove. Refill spray bottle. To replace trigger, align red tipped tube on trigger over tube opening inside of the bottle. Press straight down on the trigger until it clicks into place.

Twist off, Refill Align Tip to Tube Push, Snap to Close

Packaging Related Claims

[Now] [New][1] and/&/or [Improved] **to be used as a claims descriptor only for the first 6 months of product on shelf**

- Align to close
- Better Refill with Smart Tube Technology
- Economy [insert size 32 fl oz and less] and/or [Size]
- Get or Spray Every Drop[1][TM]
- Medium [insert size 24 fl oz and less] and/or [Size]
- Small [insert size 16 fl oz and less] and/or [Size]
- Smart Tube[®][TM] Technology
- Experience compared to historical Clorox spray packaging

**[Refill only with this product]
 Alternate for Refill Bottle
 To Refill [Spray Bottles]**

[Remove]

1 Remove trigger sprayer or cap [from empty bottle]

[Pour]

2 Unscrew cap on refill and pour contents directly into empty bottle

[Use]

3 Replace trigger sprayer [and use as you normally would]

or

[Remove trigger sprayer from empty bottle] unscrew cap and transfer your trigger to this bottle

6/14

DIRECTIONS FOR USE It is a violation of Federal law to use this product in a manner inconsistent with its labeling
For all products USE ONLY IN WELL VENTILATED AREAS
Before use open windows and/or turn on fan(s) If vapors bother you leave room while product is working

CLEANING DEODORIZING, STAIN REMOVAL

[How] to clean and/or deodorize and/or remove stains

- **Full strength or diluted use** Use full strength or mix 1/2 cup [(4 oz)] or 1 cup [(8 oz)] of this product in or with 1 gallon [warm] water Apply directly with [damp] sponge or mop or cloth or rag [Rinse or wipe clean] [Allow to air dry]
- **Floors** Mop floor with 1 cup [(8 oz)] of this product mixed in 1 gallon of water Rinse for best shine
- **Toilet bowls** Flush toilet and add 3/4 cup [(6 oz)] of this product to bowl water Brush thoroughly to wet all surfaces including under the rim Let stand 5 minutes before flushing


- **Spray application** [Turn nozzle [counter]clockwise to open or Rotate nozzle to FOAM or SPRAY] Spray [directly] onto surface [Rinse or wipe clean] [Allow to air dry] or Spray 6 8 inches from surface and allow product to penetrate tough stains and messes Wipe with a wet sponge or cloth and rinse with water No scrubbing required For stronger jobs use FOAM option Spray and let product stand on surface for several minutes before wiping

Claims (for cleaning, deodorizing stain removal)

- Bleaches away stains [in the bathroom]
- Brightens
- Cleans and removes stains from washable floors
- Cleans everyday kitchen messes like dirt grease and food stains
- Cleans tough messes
- Contains a powerful cleaner plus Clorox® bleach
- Cuts through [tough] grease and grime
- Degreaser or Degreases
- Deodorizes
- Deodorizes and has a clean fresh scent or fragrance
- Eliminates food odors like garlic and onion left behind in or on surfaces
- Eliminates odors caused by bacteria or germs or- mildew
- Leaves [kitchen] [bathroom] surfaces [clean and] sanitary
- One step cleaner
- Removes food stains
- Removes odors

- Removes and/or cleans and/or bleaches [out] and/or cuts through and/or tough on [tough] stains
bathroom dirt and/or stains
bathtub ring
food and/or juice and/or coffee and/or tea
grime
hard water deposits
mineral deposits
soap scum
toilet ring
[tough] and/or [greasy] and/or [kitchen] dirt
- Removes stains on contact
- Removes stains without scrubbing
- Removes tough stains or messes or greasy dirt
- Removes tough stains fingerprints bathroom soils crayon marks heel marks pencil marks grease and dirt
- Whitens
- Wipes out stains in kitchen and bath

Use Sites See Table One



SANITIZATION

To [clean] [and] sanitize

- **Direct application or full strength use** Directly apply [this product] with cloth or sponge or mop or rag and wet surfaces completely Let stand 5 minutes Rinse or wipe clean [Allow to air dry] For heavily soiled surfaces preclean surface before sanitizing
- or
- **Spray application** [Turn nozzle [counter]clockwise to open] Spray product 4 6 inches from surface until thoroughly wet Let stand 30 seconds [Rinse or wipe clean] [Allow to air dry] For heavily soiled surfaces preclean surface before sanitizing
- or
- **Diluted Mix 1/2 or 1 cup [this product] per gallon [warm] [soft] water** Wet surface completely with cloth or sponge or mop or rag Let stand 5 minutes Rinse or wipe clean [Allow to air dry] For heavily soiled surfaces preclean surface before sanitizing

Claims

- Leaves surfaces sanitized
- Sanitizes surfaces
- Pour down garbage disposal to sanitize and deodorize

Use Sites See also Table One

- Use [throughout the house] on hard nonporous surfaces [such as]
- | | |
|---------------------|---------------------------|
| Birdbath[s] | Pet or Cat or Dog Area[s] |
| Dumpster[s] | Pet or Cat or Dog Run[s] |
| Exhaust Fan[s] | [Picnic] Table[s] |
| Garbage Can[s] | Recycling Bin[s] |
| Garbage Disposal[s] | Trash Can[s] |
| Kennel[s] | Trash Compactor[s] |

DISINFECTION

To [clean and] disinfect [hard nonporous surfaces]

- **Spray application** [Turn nozzle [counter]clockwise to open or Rotate nozzle to FOAM or SPRAY] Spray product 4 6 inches from surface until thoroughly wet Let stand 30 seconds [Rinse or wipe clean] [Allow to air dry] or Spray 6 8 inches from surface and allow product to penetrate tough stains and messes Let stand 30 seconds Wipe with a wet sponge or cloth and rinse with water No scrubbing required For heavily soiled surfaces preclean surface before disinfecting
- or
- **Diluted or light use or floors** Mix 1/2 cup [(4 oz)] or 1 cup [(8 oz)] [of this product] per gallon [warm] [soft] water Wet surface completely with cloth or sponge or mop or rag Let stand 5 minutes [Rinse or wipe clean] [Allow to air dry] For heavily soiled surfaces preclean surface before disinfecting
- or
- **For toilet bowls** Flush toilet and add 3/4 cup [(6 oz)] [of this product] to bowl water Brush thoroughly to wet all surfaces including under the rim Let stand 5 minutes before flushing

FARM PREMISES AND POULTRY HOUSE DISINFECTANT [INSTRUCTIONS]

[Directions For Use]

- 1 Remove all poultry or animals and feeds from premises trucks vehicles coops crates and enclosures
- 2 Remove all litter and manure or droppings from floors walls and surfaces of barns pens stalls chutes and other facilities and fixtures occupied or traversed by animals or poultry
- 3 Empty all troughs racks and other feeding and watering appliances
- 4 Thoroughly clean all surfaces with soap or detergent and rinse with water
- 5 Saturate all surfaces with the recommended disinfecting solution for a period of 5 minutes (direct application or dilute use)
- 6 Immerse all halters ropes and other types of equipment used in handling and restraining animals as well as forks shovels and scrapers used for removing litter and manure
- 7 Ventilate buildings cars boats coops and other enclosed spaces Do not house livestock or poultry or employ equipment until treatment has been absorbed set or dried
- 8 Thoroughly scrub all treated feed racks mangers troughs automatic feeders fountains and waterers with soap or detergent and rinse with potable water before reuse

8/14

DISINFECTION Continued

Claims

- A bleach product for household [and/or institutional and/or industrial] cleaning and disinfecting
- A [smarter] way to [disinfect] [clean] the [bathroom and/or restroom and/or kitchen and/or home and/or household and/or office and/or workplace office and/or classroom and/or school]
- Antibacterial [action]
- Antibacterial cleaner
- Bacteria fighting or Germ fighting formula
- Bactericide or Bactericidal
- Bathroom or restroom disinfectant
- Bleach disinfectant [and/or cleaner]
- Broad spectrum disinfectant or disinfectancy [cleaner]
- Can reduce the spread of illness causing [kitchen] [school] [classroom] [bathroom] [restroom] [household] [office] [work or office place] bacteria and/or germs [on hard nonporous surfaces]
- Cleaner and disinfectant in one
- Cleaning and disinfecting power -and/or effectiveness so your [bathroom] [home] [house] [school] [classroom] [kitchen] [office] [work or office place] [environment]] is free of [grime] [dirt] [soils] [soap scum] you can see and germs and/or bacteria you can t [see]
- Cleans and/or disinfects [bathroom] [school] [classroom] [restroom] [kitchen] [home] [household] [office] [work or office place] [environment]] [place]
- Disinfecting bleach cleaner
- Disinfects
- Disinfects [inside and/or outside of] appliances
- Disinfects and cleans your home
- Disinfects and deodorizes by killing common household germs and controlling their odors
- Disinfects as it cleans
- Disinfects as it kills bacteria
- Disinfects for pennies
- Disinfects nonporous [hard] [solid] surfaces
- Easily [cleans] [deodorizes] [sanitizes] [disinfects]
- [Easy] [convenient] way to disinfect
- [Effective] [bathroom and/or restroom and/or kitchen and/or household and/or office and/or workplace] disinfectant and/or cleaner
- [Effective] disinfectant [in presence of 5% serum load or organic soil]
- Fast acting disinfectant [cleaner]
- Germicide or Germicidal
- Home or household disinfectant and/or cleaner
- Hospital and home disinfectant
- Hospital institutional disinfectant
- Kill[s] and/or- eliminate[s] and/or disinfect[s] and/or remove[s] and/or attack[s] and/or get[s] rid of and/or reduce[s] [99 9% of] [the] bacteria and/or germs and/or virus[es] [commonly] found in or on [the] [***list any use site***]
- Kill[s] and/or eliminate[s] and/or disinfect[s] and/or remove[s] and/or attack[s] and/or get[s] rid of and/or reduce[s] [99 9% of] [the] cold virus and/or flu virus and/or cold and flu virus[es] [commonly] found in or on [the] [***list any use site***]
- Kill[s] and/or eliminate[s] and/or disinfect[s] and/or remove[s] and/or attack[s] and/or get[s] rid of and/or reduce[s] [99 9% of] [the] Avian Influenza A [virus] on precleaned hard nonporous surfaces
- Kill[s] and/or eliminate[s] and/or disinfect[s] and/or remove[s] and/or attack[s] and/or get[s] rid of and/or reduce[s] [99 9% of] Methicillin resistant Staphylococcus aureus [(MRSA)] or MRSA† [commonly] found in or on [the] [***list any use site***]
- Kill[s] and/or eliminate[s] and/or disinfect[s] and/or remove[s] and/or attack[s] and/or get[s] rid of and/or reduce[s] [99 9% of] [the] Norovirus[es] [commonly] found in or on [the] [***list any use site***]
- Kills bacteria ordinary dish soap can t
- Kills cold and flu virus
- Kills germs while it cleans
- Kills or eliminates or destroys [99 9%] [cold virus] [flu virus]
- Kills or eliminates or destroys [99 9%] [E coli] [Salmonella] [harmful kitchen germs or bacteria]
- Kills or eliminates or destroys [99 9%] of viruses that cause cold or flu
- Kitchen disinfectant
- One step cleaner and disinfectant
- Removes stains and disinfects
- Salmonella enterica ***tested as Salmonella choleraesuis*** (Salmonella) and Staphylococcus aureus (Staph) are common germs found where food is prepared and stored This product kills these harmful germs and helps control the hazard/spread of food borne contamination on all hard kitchen surfaces
- Spread the word not the germs [of cold and flu season] [using this product] [in your home] [in your office] [in your child s school] [in your child s classroom]
- This [cleaner] [disinfectant] combines cleaning and disinfecting [in one product] [in one step]
- [This product] has the cleaning power and/or effectiveness to clean and disinfect
- This product is a cleaner disinfectant, which combines cleaning disinfecting and stain removal in one product
- [This product] The power to clean [tough] [bathroom and/or restroom and/or school and/or classroom and/or kitchen and/or household and/or office and/or workplace] [grime] [dirt] [soils] and kill bathroom germs, and/or bacteria
- Virucide or Virucidal (***Claim to be qualified with at least one of the viruses shown below***)
- ***For spray*** Kills 99 9% of [common] household germs [bacteria and/or viruses] in 30 seconds

9/14

DISINFECTION Continued

Specific instructions for use of all (spray and dilutable)

To kill HIV 1, HBV and HCV

This product kills HIV 1 HBV and HCV on precleaned hard nonporous surfaces/objects previously soiled with blood/body fluids in health care settings (e.g. hospitals nursing homes) or other settings in which there is an expected likelihood of soiling of inanimate surfaces/objects with blood or body fluids and in which the surfaces/objects likely to be soiled with blood or body fluids can be associated with the potential for transmission of Human Immunodeficiency Virus Type 1 (HIV 1) (associated with AIDS) Human Hepatitis B Virus (HBV) and Human Hepatitis C Virus (HCV)

Special instructions for using this product to clean and decontaminate against HIV 1 on surfaces/objects soiled with blood/body fluids

Personal protection When handling items soiled with blood or body fluids use disposable latex gloves gowns masks and eye coverings

Cleaning procedure Blood and other body fluids must be thoroughly cleaned from surfaces and other objects before applying this product

Disposal of infectious materials Use disposable latex gloves gowns masks and eye coverings Blood and other body fluids must be autoclaved and disposed of according to local regulations for infectious waste disposal

Contact time Dilute product 1:32 Spray or flood surface Let stand 5 minutes [Rinse or wipe clean] [Allow to air dry]

For spray product Wet surface and let stand 2 minutes [Allow to air dry]

The following is only for products with medical devices listed on label [located by cautionary text]

This product is not to be used as a terminal sterilant/high level disinfectant on any surface or instrument that (1) is introduced directly into the human body either into or in contact with the bloodstream or normally sterile areas of the body or (2) contacts intact mucous membranes but which does not ordinarily penetrate the blood barrier or otherwise enter normally sterile areas of the body This product may be used to preclean or decontaminate critical or semicritical medical devices prior to sterilization or high level disinfection

Organisms

[Kills] [99.9% of common household] germs

Salmonella enterica **tested as Salmonella choleraesuis** (Salmonella) [ATCC 10708] Pseudomonas aeruginosa (Pseudomonas) [ATCC 15442] Staphylococcus aureus (Staph) [ATCC 6538] Streptococcus pyogenes (Strep) [ATCC 19615] Listeria monocytogenes [ATCC 19117] Escherichia coli [E. coli O157 H7] [ATCC 35150] \pm Methicillin resistant Staphylococcus aureus [(MRSA)] [ATCC 33591] Hepatitis A [Virus] [(HAV)] [HAV 1] Cold virus [Rhinovirus Type 37] [ATCC VR 1110] Flu virus [Influenza A2 Hong Kong] [ATCC VR 544] Rotavirus Adenovirus Type 2 [ATCC VR 846] Coxsackievirus B3 [Coxsackie] [ATCC VR 30] [Human] Hepatitis B [Virus] [(HBV)] [(as duck HBV)] [DHBV16] [Human] Hepatitis C [Virus] [(HCV)] [(as Bovine viral diarrhea virus)] [ATCC VR 1422]** Klebsiella pneumoniae [ATCC 4352] Shigella dysenteriae [(Shigella)] [ATCC 13313] Streptococcus pneumoniae [(Strep)] [ATCC 6305] Acinetobacter baumannii [ATCC 15308] Norovirus or Norwalk virus [(as Feline Calicivirus)] [ATCC VR 782]† [Human] Parainfluenza 1 virus [(Sendai)] [ATCC VR 907] Poliovirus type 1 [(Chat Strain)] [ATCC VR 1562]† Vancomycin resistant Enterococcus faecalis [(VRE)] [ATCC 51299] and ** †††Avian Influenza A [ATCC VR 2072 Strain A/Washington/897/80 X A/Mallard/New York/6750/78] or [Turkey/Wis/66 (H9N2) SPAFAS]] on hard nonporous surfaces

**Follow directions for direct or diluted application only for disinfection

††† on precleaned hard nonporous surfaces

† 1 min[ute] contact time for spray applications

Use Sites See Table One

Pandemic 2009 H1N1 Influenza A virus***

Claims

- Respiratory illnesses attributable to Pandemic 2009 H1N1 are caused by influenza A virus. This product (**Product Name**) is a broad spectrum hard surface disinfectant that has been shown to be effective against influenza A2 virus and is expected to inactivate all influenza A viruses including Pandemic 2009 H1N1 (formerly called swine flu)
- This product has demonstrated effectiveness against influenza A2 virus and is expected to inactivate all influenza A viruses, including Pandemic 2009 H1N1 influenza A virus
- This product has demonstrated effectiveness against influenza A2 virus and is expected to inactivate all influenza A viruses, including Pandemic 2009 H1N1 (formerly called swine flu)
- Kills Pandemic 2009 H1N1 influenza A virus (formerly called swine flu)
- Kills Pandemic 2009 H1N1 influenza A virus

*** per Agency guidance dated October 22 2009 "Guidance for Testing and Labeling Claims against Pandemic 2009 H1N1 Influenza A Virus (formerly called Swine Flu)" www.epa.gov/oppad001/h1n1_guide.html

10/14

ALLERGEN DESTRUCTION OF DUST MITE AND COCKROACH MATTER/PARTICLES AND PET DANDER

To [clean and] destroy specified allergens

- **Full strength** Apply undiluted product directly to sponge or cloth or rag or mop. Wet surface completely. Let stand 5 minutes [Rinse or wipe clean] [Allow to air dry]
- Spray application [Turn nozzle [counter]clockwise to open or Rotate nozzle to FOAM or SPRAY] Spray product 4 6 inches from surface until thoroughly wet. Let stand 3 minutes [Rinse or wipe clean] [Allow to air dry]

Allergens

- Dust mite matter or particles
- Cockroach matter or particles
- Pet dander

Claims

- [Breaks down] [Deactivates] [Destroys] [Penetrates] [Reduces] dust mite matter or particles cockroach matter or particles and pet dander allergens found in dust
- [Breaks down] [Deactivates] [Destroys] [Penetrates] [Reduces] [household] dust mite matter or particles cockroach matter or particles and pet dander allergens
- This product cleans kills germs dust mite matter or particles cockroach matter or particles pet dander while cleaning hard nonporous surfaces such as sinks counters refrigerators appliances and fiberglass tubs

Use Sites See Table One

FUNGI AND MOLD AND MILDEW

To [clean and] kill fungi and/or mold and/or mildew on [hard,] [nonporous] surfaces

- **Full strength** Apply product directly or dilute 1 cup per gallon warm water and apply with cloth or sponge or mop or rag and wet surfaces completely. Let stand 5 minutes [Rinse or wipe clean] [Allow to air dry] For heavily soiled surfaces preclean surface before disinfecting
- or
- **Spray application** [Turn nozzle [counter]clockwise to open or Rotate nozzle to FOAM or SPRAY] Spray product 4 6 inches from surface until thoroughly wet. Let stand 5 minutes [Rinse or wipe clean] [Allow to air dry] For heavily soiled surfaces preclean surface before disinfecting


Claims

- Kills mold and mildew
- Kills Athlete s Foot Fungus
- Mildewcidal or Mildewcide
- Fungicidal or Fungicide
- Removes and/or cleans and/or bleaches out and/or cuts through and/or tough on mold and/or mildew
- Removes and/or bleaches out mold and mildew stains
- Antifungal

Organisms

Trichophyton mentagrophytes (Athlete s Foot Fungus) Aspergillus niger (mildew)

Use Sites See Table One



12/14

GENERAL CLAIMS continued

Environmental Claims

- Contains biodegradable cleaning agents and/or cleaners and/or surfactants and/or soaps and detergents
- The bleach in this product breaks down almost entirely to salt and water and/or This bottle is made of ___% post consumer recycled [HDPE] plastic and/or [This product is] suitable for septic [systems] and/or wastewater systems or treatment plants
- Not harmful to septic systems
- This product complies with consumer product volatile organic compound (VOC) laws

Specific for Industrial product

- Institutional Size
- Industrial Size
- Not for Household Use
- Warehouse [Club] Size
- Commercial Solutions

Specific for spray and refill packages

- Accurate aim trigger [option] [for better [bleach] control]
- All Purpose or Multi Purpose or Multi Use or- Multi Room or Multi Surface [Spray] Cleaner [with bleach]
- Anti foam or anti suds nozzle
- [Bathroom] [Kitchen] Spray
- Better aim [for better [bleach] control]
- Bleach what you want to bleach and nothing more!
- Cheaper than [two] [2] 32 fl oz trigger[s] [sprays]*
- Concentrated [foaming] spray action [for better [bleach] control]
- Controlled bleach spray
- Direct [spray] [aim] trigger [option] [for better [bleach] control]
- Dual control [nozzle] [trigger] [option for better [bleach] control] [spray and foaming option]
- [Economy] refill [size]
- Fills or equal to [two] [2] 32 fl oz trigger[s] [sprays]§



- Foam quickly cuts grease marks and tough stains
- Foaming[ing] [action] easily removes soap scum and/or dirt
- Foaming [action] [spray] stays where you spray
- Foaming action thoroughly cleans shines disinfects and deodorizes for you
- Foaming trigger [option] [for more accurate [bleach] application]
- Foaming [trigger] [spray] [nozzle] option [for better [bleach] control]
- Foaming stays where you spray
- Foaming or sudsing nozzle
- Light effervescent foam clings to surfaces allowing you to see exactly where you applied it
- Low or no foam or suds nozzle
- More Savings Less Waste[!]+†
- Multi [action] [control] [nozzle] [trigger] [option for better [bleach] control]
- Multi [action] [control] [nozzle] [trigger] [spray and foaming option]
- Prevents [or reduces or eliminates] over spray
- Spray Formula
- Sudsing -or foaming action
- Targeted [foaming] spray action [for better [bleach] control]
- [Thick] foam starts to work[s] on contact

Specific for 136 fl oz size

- Makes 17 gallons of diluted disinfecting solution

Specific for non spray products (i.e. dilutable industrial and warehouse packages)

- Concentrate or Concentrated Formula



13/14

TABLE ONE

USE LOCATIONS [Where to use this product] [For use around or in or throughout the]

- | | | | |
|--|---|---|--|
| • Airplane or Plane [Lavatory or Lavatories] | • Day Care Center | • Institutional Kitchen | • Nursing Home or Convalescent Home or Senior [Citizen s] Home |
| • Ambulance | • [Dental or Medical] Office | • Jungle Gym[s] | • Office |
| • Automobile or Car | • [Dentist s or Doctor s or Physician s] Office | • Kitchen | • Patio or Porch |
| • Basement | • Dining Room | • Laboratory | • Pharmacy |
| • Bathroom | • Dormitory | • Laundromat | • Plant |
| • Bedroom | • Elder Care Centers | • Laundry Room | • Playground Equipment |
| • Blood Bank | • [Elementary] School or College or University | • Living Room | • Recreational Center or Facility |
| • Boat | • Factory -or Plant | • Locker Rooms | • Restaurant |
| • Bowling Alley | • Family Room | • Medical or Dental or Physician s or Doctor s or Nurse s or Pediatrician s [Office[s]] [Waiting Room[s]] [Exam[ination] Room[s] or Table[s]] | • RV |
| • Business | • Fitness Center | • [Medical] Clinic | • School |
| • Butcher Shop | • Garage | • Military Installation | • [School or City or Public Transit or Commuter] Bus |
| • Cafeteria | • Grocery Store | • Mobile Home | • Shelter |
| • Camper or RV or Trailer or Mobile Home | • Gymnasium | • Motel | • Supermarket |
| • Campground | • Health Club | • Motorboat or Houseboat | • Trailer |
| • Children s or Child s or Kids [Play] Room | • Hospital | • Nursery | • Train Interior |
| • Church | • Hotel | | • Vehicle [Interior] [Exterior[s]] |
| • Common [Classroom] [School] [Play] Areas | • House[boat] | | • Veterinary Clinic |
| | • Industrial Facility | | |

USE SITES [Use] On [hard] [nonporous surfaces] [the product will not damage]

- | | | | |
|--|---|---|--|
| • [Baby] and/or [Children s] Toy[s] | • Desk[s] | • [Inside and/or Outside] Toilet[s] | • Range Hoods |
| • Baby Furniture (Cribs Changing Tables) | • Diaper Changing Table[s] | • [Kitchen] Counter[s] | • Refrigerator Door |
| • [Basement] [Washable] Walls | • Diaper Pail[s] | • Lamp[s] | • Restaurant Highchairs |
| • [Bath] Tub[s] | • [Dining or Kitchen -or Play] Table | • Light Switch | • [Salad Bar] [Buffet] [Cafeteria] Sneeze Guard[s] |
| • [Bathroom] [Kitchen] Windowsills | • Dish Pail[s] | • [Manual] Pencil Sharpener | • [School] [Toys] [Supplies] |
| • Bed Frame[s] | • Dish Rack[s] | • Many Crib Surface[s] | • Shower Curtain[s] |
| • Bidet[s] | • Doorknob[s] | • Outdoor Furniture (except cushions and wood frames) | • Shower [stalls] |
| • Blinds | • Examination Table[s] | • Ovens [Exteriors] | • Sink[s] |
| • Cabinets | • Floors [No Wax and/or Washable] | • Paper Towel [Dispensers] [Holders] | • Tabletop[s] |
| • Cat and/or Dog and/ or Pet Dish[es] or Soiled Surface[s] | • Food Serving Area[s] | • Patient Chair[s] | • Telephone[s] |
| • [Classroom] Desks | • Hand Dryer Buttons | • Picnic Tables (non wooden) | • Urinal[s] |
| • Countertop[s] | • Highchair[s] | • [Plastic] Cutting Boards | • Wading Pool[s] |
| | • [Inside and/or Outside of] Appliances [such as] [Refrigerators Microwaves Freezers] | • Plastic Mattress Cover[s] | • [Water] [Drinking] Fountain [Toggle] |
| | | • Porta Potty or Portable Bathroom | • Wheelchair[s] |

14/14

TABLE ONE continued

USE SURFACES

- Chrome
 - Corian
 - Enamel
 - Fiberglass
 - Formica
 - Glazed [Ceramic] Tile
 - Glazed Porcelain
 - Laminate
 - Laminated Surface[s]
 - Linoleum
 - Marlite
 - Metal
 - Plastic
 - Plastic Laminate
 - Porcelain
 - Resilient Flooring
 - Sealed Granite
 - Stainless Steel
 - Synthetic or Cultured Marble
 - Vinyl Tile
- Prolonged contact with metal old porcelain or worn plastic laminate may cause discoloration
- [Avoid contact with clothes fabric wood rubber painted and paper surfaces Do not use on steel aluminum silver or chipped enamel
 APPLY CAREFULLY This product contains bleach]



American Red Cross

CHARITY LANGUAGE/LOGO/SYMBOL — front panel

Dedicated to a Healthier World
 Help Clorox raise \$XXX for the American Red Cross
 See details on back



American Red Cross

Dedicated to a Healthier World™

CHARITY LANGUAGE/LOGO/SYMBOL — back panel

More than 11 million people seek health and safety skills from the American Red Cross every year Clorox proudly supports the American Red Cross by donating \$XXX for each specially marked unit [of this product or Clorox product] sold [for one year] beginning [XXX] 20XX up to a maximum donation of \$XXX For more information about how the American Red Cross and Clorox can help protect you and your family visit www.clorox/redcross.com The American Red Cross name and emblem are used with its permission which in no way constitutes an endorsement express or implied of any product or company

