

PM

32

5813-20

11/14/97

Page 1 of 14

UNITED STATES ENVIRONMENTAL PROTECTION AGENCY

NOV 14 1997

David J. Garfagnoli  
The Clorox Company  
c/o PS&RC  
P.O. Box 493  
Pleasanton, CA 94566-0803

Subject: Fresh Scent Clorox  
EPA Registration No. 5813-20  
Notification Per PR-Notice 95-2

Dear Mr. Garfagnoli:

This will acknowledge receipt of your notification, for minor clarifying label changes, submitted under the provisions of FIFRA section 3 (c) 9. Based on a review of the submitted material, the following comments apply.

This clarification of the following statement under the spray applications direction for use "Spray surface using a coarse spray with..." is acceptable.

This notification has been made a part of the records for this file.

Sincerely,

Wanda Y. Mitchell  
Notification Coordinator  
Regulatory Management Branch II  
Antimicrobials Division (7510W)

CONCURRENCES

SYMBOL							
SURNAME							
DATE							

2714



United States  
**Environmental Protection Agency**  
 Washington, DC 20460

Registration  
 Amendment  
 Other

OPP Identifier Number  
**254210**

**Application for Pesticide - Section I**

1. Company/Product Number 5813-20	2. EPA Product Manager Robert Brennis	3. Proposed Classification <input checked="" type="checkbox"/> None <input type="checkbox"/> Restricted
4. Company/Product (Name) Fresh Scent Clorox	PM# 32	
5. Name and Address of Applicant (Include ZIP Code) The Clorox Company c/o PS&RC P.O. Box 493 Pleasanton, CA 94566-0803 <input type="checkbox"/> Check if this is a new address	6. Expedited Review. In accordance with FIFRA Section 3(c)(3) (b)(i), my product is similar or identical in composition and labeling to: EPA Reg. No. _____ Product Name _____	

**Section - II**

<input type="checkbox"/> Amendment - Explain below.	<input type="checkbox"/> Final printed labels in response to Agency letter dated _____
<input type="checkbox"/> Resubmission in response to Agency letter dated _____	<input type="checkbox"/> "Me Too" Application.
<input checked="" type="checkbox"/> Notification - Explain below.	<input type="checkbox"/> Other - Explain below.

**Explanation:** Use additional page(s) if necessary. (For section I and Section II.)  
 Notification of Minor clarifying label changes on page 10.  
 Changes are underlined and highlighted.  
 Five copies are enclosed.

**Section - III**

1. Material This Product Will Be Packaged In:				2. Type of Container	
Child-Resistant Packaging <input type="checkbox"/> Yes <input type="checkbox"/> No	Unit Packaging <input type="checkbox"/> Yes <input type="checkbox"/> No	Water Soluble Packaging <input type="checkbox"/> Yes <input type="checkbox"/> No		<input type="checkbox"/> Metal	<input type="checkbox"/> Plastic
* Certification must be submitted		If "Yes" Unit Packaging wgt.	No. per container	If "Yes" Package wgt	No. per container
				<input type="checkbox"/> Glass	<input type="checkbox"/> Paper
				<input type="checkbox"/> Other (Specify) _____	
3. Location of Net Contents Information <input type="checkbox"/> Label <input type="checkbox"/> Container		4. Size(s) Retail Container		5. Location of Label Directions <input type="checkbox"/> On Label <input type="checkbox"/> On Labeling accompanying product.	
6. Manner in Which Label is Affixed to Product		<input type="checkbox"/> Lithograph <input type="checkbox"/> Paper glued <input type="checkbox"/> Stenciled		<input type="checkbox"/> Other _____	

**Section - IV**

1. Contact Point (Complete items directly below for identification of individual to be contacted, if necessary, to process this application.)		
Name J. Evelyn Lawson	Title Regulatory Compliance Specialist	Telephone No. (Include Area Code) (510) 847-6842
<b>Certification</b> I certify that the statements I have made on this form and all attachments thereto are true, accurate and complete. I acknowledge that any knowingly false or misleading statement may be punishable by fine or imprisonment or both under applicable law.		6. Date Application Received (Stamped)
2. Signature 	3. Title Research Associate	
4. Typed Name David J. Garfagnoli	5. Date 10/15/97	

(for accompanying OPP 251510)  
Fresh Scent Clorox®  
EPA Reg. No. 5813-20

**Notification of Minor Label Changes per PR Notice 95-2.**

**This notification is consistent with the provisions of PR Notice 95-2 and EPA regulations at 40 CFR 152.46, and no other changes have been made to the labeling or the confidential statement of formula of this product. I understand that it is a violation of 18 U.S.C. Sec. 1001 to willfully make any false statement to EPA. I further understand that if this notification is not consistent with the terms of PR Notice 95-2 and 40 CFR 152.46, this product may be in violation of FIFRA and I may be subject to enforcement action and penalties under sections 12 and 14 of FIFRA.**




Signature of Official

David J. Garfagnoli  
Research Associate


for:  
The Clorox Company  
c/o PS&RC  
P.O. Box 493  
Pleasanton, CA 94566-0803

October 15, 1997



14 7 14

(05813-20) 1 of 11



[• For Use Only In The PowerPack™ cleaning system]

for front or back:  
• unbeatable whitening



ACTIVE INGREDIENT:  
 SODIUM HYPOCHLORITE .....5.25%  
 INERT INGREDIENTS: .....94.75%  
 [TOTAL .....100.00%]

Contains No Phosphates -or- Phosphorus  
(Yields -or- contains 5% available chlorine)

FRESH SCENT



# BLEACH

**GERMICIDAL APPLICATIONS**  
ESPECIALLY RECOMMENDED  
FOR FOOD SERVICE APPLICATIONS

KEEP OUT OF REACH OF CHILDREN  
**WARNING:** (See back panel for other cautions)

REMOVES STAINS  
CLEANS • DISINFECTS  
SANITIZES • DEODORIZES  
MANTENGA ESTE PRODUCTO  
FUERA DEL ALCANCE DE LOS NIÑOS

**ADVERTENCIA:** (Véase el panel posterior para otras precauciones)

NET CONTENTS \_\_\_\_\_

5 of 14

# Fresh Scent **CLOROX**® bleach

For a cleaner, fresher laundry and household

(05813-20) 2 of 11

This product, a germicide -and/or- broad spectrum disinfectant, is a 5.25% sodium hypochlorite solution containing 5% available chlorine by weight. This product can be used on hard non-porous surfaces in homes, hospitals, commercial, institutional, and eating establishments, pet kennels, and veterinary premises.

- Whitens, and removes stains -or- • Brightens whites and removes stains • Safe for most color-fast washables
- Boosts cold water cleaning power • Disinfects and deodorizes by killing most odor-causing germs and control their odors.
- Whitens bleachable fabrics • Removes [Tough] Stains • Cleans

One Tablespoon of this product in a gallon of water is equivalent to 200 parts per million (ppm) available chlorine.

## DIRECTIONS FOR USE

It is a violation of Federal law to use this product in a manner inconsistent with its labeling.

	Amount of this product	Amount water	Instructions
<b>FOR SANITIZING</b>			
Work Surfaces	1 Tbsp	1 Gallon	Wash, rinse, wipe -or- spray surface area with bleach solution for at least 1 minute, let air dry.
Refrigerators, Freezers	1 Tbsp	1 Gallon	Wash, rinse, wipe -or- spray surface area with bleach solution for at least 1 minute, let air dry.
Mops, Brushes, Brooms & Rags	3/4 Cup	1 Gallon	Pre-wash items, then soak them in bleach solution for at least 1 minute. Rinse well.
<b>FOR DISINFECTING</b>			
Floors & Walls	3/4 Cup	1 Gallon	Pre-wash surface, mop or wipe -or- spray with bleach solution. Allow solution to contact surface for at least 2 minutes. Rinse well.
Bathrooms & Showers	3/4 Cup	1 Gallon	Pre-wash surface [and] wipe -or- spray with bleach solution. Allow solution to contact surface for at least 2 minutes. Rinse well.
Laundry	1 Cup	Standard Washer	Use 1 1/2 cups bleach for extra large washers. Use a detergent.
<b>FOR DEODORIZING</b>			
Garbage Cans	3/4 Cup	1 Gallon	After washing and rinsing, brush inside with bleach solution. Let drain.
Drains	1 Cup	—	Flush drains. Pour into drain. Flush with hot water.
<b>FOR BLEACHING/WHITENING</b>			
Wooden Surfaces	3/4 Cup	1 Gallon	Apply for [at least] 2 minutes, rinse.
<b>FOR MOLD, MILDEW &amp; STAIN REMOVAL</b>			
All Surfaces	3/4 Cup	1 Gallon	Add bleach to [powdered] detergent solution. Apply, let stand 2 or 5-15 minutes. Wipe and rinse.

Una Cucharada del producto en un galón de agua es el equivalente de 200 partes por millón (ppm) de cloro disponible.

## INSTRUCCIONES PARA EL USO

Es una violación de la ley federal usar este producto de una manera inconsistente con la designación de la etiqueta sellada.

	Cantidad del producto	Cantidad de Agua	Instrucciones
<b>PARA LA HIGIENE DE</b>			
Áreas de trabajo	1 Cucharada	1 Galón	Lava, enjuague, frote -o- rocíe la superficie con una solución de blanqueador por lo menos 1 minuto, deje secar al aire.
Refrigeradoras, congeladores	1 Cucharada	1 Galón	Lava, enjuague, frote -o- rocíe la superficie con una solución de blanqueador por lo menos 1 minuto, deje secar al aire.
Trapeadores, cepillos, escobas y trapos	3/4 de Taza	1 Galón	Lave los artículos antes del tratamiento, sumérgalos en la solución blanqueador por lo menos 1 minuto. Enjuague bien.
<b>PARA DESINFECTAR</b>			
Pisos y paredes	3/4 de Taza	1 Galón	Lave la superficie antes del tratamiento. Fregue o frote -o- rocíe con la solución de blanqueador. Deje que la solución contacte la superficie por lo menos 2 minutos. Enjuague bien.
Bañeras, duchos	3/4 de Taza	1 Galón	Lave la superficie antes del tratamiento [y] frote -o- rocíe con la solución de blanqueador. Deje que la solución contacte la superficie por lo menos 2 minutos. Enjuague bien.
Lavandería	1 Taza	Lavadora Standard	Use una y media taza de blanqueador para lavacas grandes. Use tambien un detergente.
<b>PARA DESODORIZAR</b>			
Basureros	3/4 de Taza	1 Galón	Después de lavarlos y enjuagarlos, cepíllelos por dentro con la solución de blanqueador. Deje secar.
Desagues, vertederos, sumideros	1 Taza	—	Enjuague. Vierta la solución en el desague. Luego deje fluir agua caliente.
<b>PARA BLANQUEAR/DECOLORAR</b>			
Superficies de madera	3/4 de Taza	1 Galón	Aplice la solución [por lo menos] -o- [duérgala] 2 minutos. Luego enjuague la superficie.
<b>PARA QUITAR MOHO Y MANCHAS</b>			
En cualquier superficie	3/4 de Taza	1 Galón	Agregue blanqueador a la solución detergente. Aplíquelo y déjelo en remojo 2, -o- 5-15 minutos. Enjuague y séque. Frote y luego enjuague la superficie.

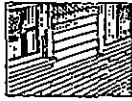
6 7 14

(05213-20) 3 of 11



**HOUSEHOLD HINT**

**Disinfect Flower Pots and Planters**  
 Clearing flower containers helps prevent the transfer of molds and diseases from old plants to new ones. Wash and [thoroughly] rinse pots and planters. Soak 2 minutes in a solution of 3/4 cup Fresh Scent Clorox bleach to one gallon of water, then rinse.



**HOUSEHOLD HINT**

**Removing Exterior Mold**  
 Mold [growing] on washable and colorfast exterior surfaces of your home, like siding, tile roofs, brick, stucco and patio stone, can be easily removed using Fresh Scent Clorox bleach. First, hose surfaces to remove loose soil. Then apply a solution of 3/4 cup Fresh Scent Clorox bleach per 1 gallon of water to wet surfaces. Reapply the solution as needed to keep the area wet for at least 2 minutes. Rinse thoroughly to remove residue. [Avoid applying solution in direct sunlight or to unfinished wood.] Rinse quickly and thoroughly if solution comes in contact with aluminum window frames or gutters since metal corrosion may occur.



**HOUSEHOLD HINT**

**Deodorizing Cat's Litter Box**  
 Unpleasant cat box odors can be eliminated when Fresh Scent Clorox Bleach is used to kill odor-causing germs. Wash litter box with sudsy water and rinse. Then wipe with a solution of 3/4 cup Fresh Scent Clorox bleach per gallon of water. Let solution stand 2 minutes before rinsing thoroughly.



**HOUSEHOLD HINT**

**Keep Wading Pools Sanitary**  
 Fresh Scent Clorox bleach is excellent for chlorinating wading pools. As a general rule, use 1/8 cup per 100 gallons of water. For example, an 8-foot diameter pool holding 1 foot of water would require 1/2 cup of this product. To chlorinate, mix required amount of Fresh Scent Clorox bleach with 2 gallons of water and scatter over surface of empty pool. Fill remainder of pool with water. Empty small pools daily.



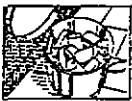
**HOUSEHOLD HINT**

**Cleaning Mold and Mildew**  
 Mold and mildew in the bathroom can be removed easily and effectively using Fresh Scent Clorox bleach. Simply wipe down surfaces using a solution of 3/4 cup Fresh Scent Clorox bleach to each gallon of warm water. Keep surface wet [at least] 2 minutes; then rinse thoroughly and wipe dry. Repeat, if necessary, on heavily soiled surfaces.



**HOUSEHOLD HINT**

**Removing Patio Moss and Mildew Stains**  
 Patio moss and mildew stains can be unsightly, slippery and dangerous. Hose patio to remove loose debris. Then use Fresh Scent Clorox bleach to remove moss and mildew stains by washing the area with a solution of 3/4 cup Fresh Scent Clorox bleach to 1 gallon of water. Reapply the solution as needed to keep the area wet for at least 2 minutes. Brush as needed to remove moss and then rinse thoroughly. [Do not use on painted wood.]



**HOUSEHOLD HINT**

**Eliminating Garbage Can Odors**  
 Fresh Scent Clorox bleach can deodorize and sanitize your garbage cans by eliminating the bacteria that cause odors. Wash garbage cans with soapy water and rinse. Then to deodorize and sanitize, swish a solution of 3/4 cup Fresh Scent Clorox bleach per gallon of water over the inside of the can. Let the solution stand 2 minutes before rinsing.



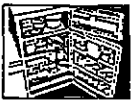
**HOUSEHOLD HINT**

**Keep Cut Flowers Fresh Longer**  
 Fresh cut flowers will stay beautiful longer if you add 1/4 teaspoon Fresh Scent Clorox bleach to each quart of cold water. Fresh Scent Clorox bleach can also be used to remove flower vase stains and odors. Wash the vase thoroughly and then fill with a solution of 3/4 cup Fresh Scent Clorox bleach to one gallon water. Let stand 5 minutes before rinsing.



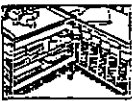
**HOUSEHOLD HINT**

**Sanitizing Kitchen Cloths**  
 Fresh Scent Clorox bleach can help you deodorize and sanitize dishcloths and synthetic sponges while cleaning your sink at the same time. Fill sink with a gallon of water. Add 3/4 cup Fresh Scent Clorox bleach. Soak kitchen cloths in solution for [at least] 2 minutes, then rinse sink and cloths. Allow to air dry.



**HOUSEHOLD HINT**

**Eliminating Refrigerator Odors**  
 Fresh Scent Clorox bleach kills odor causing bacteria and leaves your refrigerator smelling fresh and clean. Use it inside and out. Wash surfaces with a solution of 3/4 cup Fresh Scent Clorox bleach per gallon of water. Let stand 2 minutes. Rinse and then air dry interior surfaces a few minutes before replacing food.




**HOUSEHOLD HINT**

**Disinfecting Baby Furniture and Toys**  
 Painted and enameled cribs, changing tables and high chairs, plastic mattress covers and bumpers, and washable colorfast toys are disinfected quickly and easily with Fresh Scent Clorox bleach. Plus, Fresh Scent Clorox bleach kills 99.9% of all common household germs, including those that cause odors. Fresh Scent Clorox bleach leaves baby's room clean and fresh smelling. Disinfect with a solution of 3/4 cup Fresh Scent Clorox bleach in one gallon of water. Let stand 2 minutes. Rinse and [air] dry.



**HOUSEHOLD HINT**

**Christmas Trees Fresher Longer**  
 To prolong the life of a fresh cut tree, instead of using plain water in the tree stand bowl, use a solution of 2 teaspoons of this product, 1/2 gallon hot water, 1 cup corn syrup and 1/8 cup powdered chelated iron (available from local nurseries).



**HOUSEHOLD USE****WHERE TO USE: -or- WHERE DO I USE Fresh Scent Clorox bleach?**

**HOUSEHOLD USE DIRECTIONS FOR DISINFECTION:** [Pre-clean to remove heavy soils.] Use  $\frac{3}{4}$  cup of this product in -or- per one gallon of water. Wash -or- wipe -or- spray items with the [cleaning] solution [then rinse]. For difficult stains, toilet bowls or to disinfect, pre-clean to remove heavy soils. Apply solution. Let stand [for] 2 minutes [before rinsing]. Rinse [thoroughly] [and air] dry.

**KITCHEN:** Refrigerators, sinks, appliances, plastic laminate, countertops, tile, vinyl, linoleum.

**Kitchen sinks:** Cover stains with  $\frac{2}{3}$  gallon of water before adding  $\frac{1}{2}$  cup of this product. -or- Cover stains with  $\frac{2}{3}$  gallon of water; then add  $\frac{1}{2}$  cup of this product. Let stand 2 minutes before rinsing.

**BATHROOM:** Bathtubs, toilets, showers, sink, countertop, glazed porcelain, cat litter boxes, and mold/mildew removal. Bathtubs and showers, floors, vinyl, tile, **woodwork and appliances:** Flush drain, if applicable. Clean with a solution of  $\frac{3}{4}$  cup of this product per gallon of [warm] water. Let stand 2 minutes before rinsing.

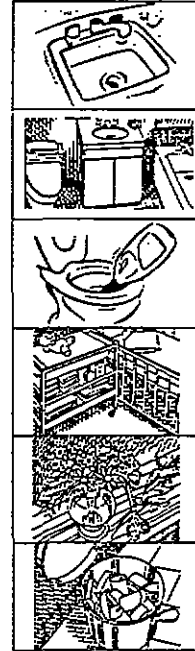
**TOILET BOWLS:** Flush toilet to remove heavy soil. Pour  $\frac{3}{4}$  -or- 1 cup of this product into bowl. Brush entire bowl including under the rim with a scrub brush or mop. Let stand 2 minutes before flushing again.

**BABY'S NURSERY:** Toys, changing tables, painted cribs, high chairs, plastic mattress covers and bumpers.

**OUTDOORS:** Use to remove -or- Removes mold, moss, and mildew [stains] from [outdoor] siding, tile, brick, stucco, and patios. Also use on flower pots and planters.

**HOUSEHOLD USE DIRECTIONS FOR SANITIZATION:**

**GARBAGE CANS/DIAPER PAILS:** Pre-clean garbage can/diaper pail with a cleaning product prior to sanitization. Rinse with water and drain. Pour in  $\frac{3}{4}$  cup Fresh Scent Clorox bleach to each gallon of water. Mix. Let stand [at least] 2 minutes. Rinse and air dry.

**LAUNDRY USE****WHEN CAN I USE Fresh Scent Clorox bleach?**

Sort laundry by color and fabric. For the cleanest, whitest whites, use Fresh Scent Clorox bleach in every bleachable load. Most white fabrics and some colored fabrics can be safely washed with Fresh Scent Clorox bleach. In fact, many fabrics that have "Do not bleach" labels are bleach safe.

-or-

Sort laundry and fill washer with water. Add 1 cup Fresh Scent Clorox bleach. Use  $1\frac{1}{2}$  cups for extra large or heavily soiled loads.\* Add detergent then laundry.

\*Use bleach dispenser if available.

-or-

1. Sort laundry by color.

2. Add 1 cup Fresh Scent Clorox bleach or  $1\frac{1}{2}$  cups for extra larger washer.\*

3. Add detergent with the wash water before laundry is put in.

\* Use bleach dispenser if available.

If unsure about colorfastness of garment or if garment says, "No bleach" or "Only non-chlorine bleach": Mix solution of 1 Tablespoon Fresh Scent Clorox bleach with  $\frac{1}{4}$  cup water. Apply a drop of solution to a hidden part of garment. (Be sure to check all colors.) Wait one minute and blot dry.

-or-

If uncertain about colorfast dye, test fabric by applying one drop of a solution made of 1 Tablespoon of this product plus  $\frac{1}{4}$  cup water to hidden part of seam. Be sure to check all colors. After 1 minute, blot dry.

No color change means [the] article can be safely bleached. [Always] avoid bleaching spandex, wool, [mohair], silk, and non-fast colors.

for use with PowerPack™ cleaning system:

**System Set-Up:**

1. Fill water bottle with cool, clean water. Remove cap from the Fresh Scent Clorox bleach bottle.
2. With the water bottle on the left hand side, stand both bottles together so that the flat sides touch each other.
3. Rotate the white tabs on the bottom of the sprayer clockwise to the open position.
4. With the logo on the sprayer facing you, mount the sprayer onto both bottles insuring that the long plastic tube attached to the sprayer is inserted into the water bottle.
5. Lock the bottles onto sprayer by rotating the white tabs counterclockwise to the locked position.
6. Adjust the sprayer nozzle [tip] to either spray or stream and squeeze the trigger 15 times, only on initial installation to insure the proper dilution. (2400 ppm available chlorine) will be used. This product is now ready for use.

**For Best Laundry Results:**

- Dilute 1 cup of Fresh Scent Clorox bleach in 1 quart of cool water.
- Add to wash 5 minutes after wash cycle has begun.
- For heavily soiled loads, add slightly more Fresh Scent Clorox bleach.

**To Pretreat Stains:**

- Mix  $\frac{1}{4}$  cup Fresh Scent Clorox bleach with one gallon cold water.
- Soak garment for 5 minutes.
- Rinse, then wash as usual.

**To Handwash:**

- Mix  $\frac{1}{3}$  cup Fresh Scent Clorox bleach with 2 gallons water.
- Soak garment for 5 minutes.
- Rinse, then wash as usual.

**Do not use full strength to pretreat.**

-or-

To handwash, [disinfect] or pretreat stains [and heavy soils], rinse to remove loose soil and fully soak garment for 5 minutes in a solution of  $\frac{1}{4}$  cup of this product to 1 gallon of cool -or- cold water.

Add this product to dispenser, if available. If not add Fresh Scent Clorox bleach and detergent with the wash water before the laundry is put in. Or for best results, dilute Fresh Scent Clorox bleach with a quart of water and add to wash 5 minutes after the wash cycle has begun.

**To Disinfect:**

- add  $\frac{1}{4}$  cup of this product to a gallon of water.
- add 1 cup to a standard size washing machine.



8 9 14

(05813-29) 5 of 11

# How to Sanitize and Disinfect with Fresh Scent Clorox® bleach Como Hacer Saneamiento y Desinfectar con Fresh Scent Clorox® blanqueador

Fresh Scent Clorox bleach is an effective multi-purpose sanitizer/disinfectant that kills a broad spectrum of microorganisms that may cause food poisoning. Fresh Scent Clorox bleach is authorized for use under USDA meat, poultry and egg products inspection programs.

One tablespoon of Fresh Scent Clorox bleach in a gallon of water is equivalent to 200 ppm available chlorine. One tablespoon of Fresh Scent Clorox bleach in a gallon of water meets U.S. Public Health Service recommended levels of hard surface sanitation.

### To Sanitize

#### Refrigerators & Freezers

1 MINUTE  
1 MINUTO

WASH LAVE  
WIPE WITH Fresh Scent Clorox bleach  
PROTE CON Fresh Scent Clorox blanqueador  
DRY SEQUE  
AIR DRY FOR 1 MINUTE  
SECA AL AIRE POR 1 MINUTO

---

#### Mops, Brushes, Rags

5 GAL SINK  
FREGADERO DE  
5 GALONES

1 1/2 CUPS  
1 1/2 TAZAS  
Fresh Scent Clorox bleach

2 MINUTES  
2 MINUTOS

2 GAL  
2 GALONES  
75° WARM WATER  
AGUA

AIR DRY  
SEQUE AL AIRE

WASH/RINSE  
LAVE/ENJUAGUE

SOAK  
EMPAPE

RINSE  
ENJUAGUE

### To Disinfect

#### Floors & Walls

PRE-WASH SURFACE  
TO BE TREATED  
LAVE LA SUPERFICIE  
ANTES DEL  
TRATAMIENTO

2 3/4 CUPS  
2 3/4 TAZAS  
Fresh Scent  
Clorox bleach

3 GAL  
3 GALONES

WARM WATER  
CALIDA AGUA

MOP FOR 2 MINUTES  
AL CEPILLO 2 MINUTOS

RINSE & LET DRY  
ENJUAGUE Y DEJE SECAR

---

#### Toilets

SOAK 2 MINUTES  
EMPAPE 2 MINUTOS

FLUSH  
DEJE IR EL AGUA


3/4 -OR- 1 CUP  
3/4 -OR- 1 TAZA  
Fresh Scent  
Clorox bleach

BRUSH  
CEPILLE

FLUSH  
DEJE IR EL AGUA

### TOILETS AND URINALS DISINFECTION

### PARA DESINFECTAR INDOROS Y ORINALES



Lift up pump. Push down to dispense.  
Levante la bomba. Apriete para dispensar.

#### Toilet

- Flush toilet to remove heavy soil
- Add 12 pumps\* of Fresh Scent Clorox bleach to toilet bowl
- Brush to thoroughly wet all surfaces, including under the rim
- Let stand for 2 minutes, then flush

#### Urinal

- Flush urinal to remove heavy soil
- Add 24 pumps\* of Fresh Scent Clorox bleach
- Brush thoroughly for 1 minute
- Let stand for 2 minutes, then flush
- \* 1 pump = 16mL and/or 0.54 oz

#### Inodoros

- Tire la cadena del inodoro para remover la suciedad
- Agregue 12 bombeos\* de Fresh Scent Clorox blanqueador a la taza del inodoro
- Cepille para mojar completamente todas las superficies incluyendo debajo del borde
- Déjelo tranquilo durante 2 minutos, luego tire de la cadena.

#### Orinales

- Tire la cadena del orinal para remover la suciedad
- Agregue 24 bombeos\* de Fresh Scent Clorox blanqueador
- Cepille completamente durante un minuto
- Déjelo tranquilo durante 2 minutos, luego tire de la cadena
- \* 1 bombeos = 16mL and/or 0.54 oz

For additional information regarding Clorox training tools and dispensing systems, please call 1-800-685-9128 -or-



9 7 14

(c5613-2C) 6 of 11



# SERVICE BULLETIN

## FRESH SCENT CLOROX® FOR DISINFECTION OF FLOORS, WALLS, SHOWERS AND TOILETS

**TO DISINFECT FLOORS, WALLS AND SHOWERS:** For hard, non-porous surfaces such as vinyl or ceramic tile, clean surfaces to remove gross filth. Wet surfaces thoroughly with a bleach solution containing 3/4 cup bleach per gallon of water. Allow solution to remain on the surface for 2 minutes. Rinse[, let dry].

**TO DISINFECT TOILETS:** Flush toilet. Pour 3/4 -or- 1 cup of bleach into bowl. Thoroughly brush bowl, making sure to get under the rim and let stand for 2 minutes and flush again.

## FRESH SCENT CLOROX® DISINFECTING GUIDE

Fresh Scent Clorox bleach is a 5.25% sodium hypochlorite solution containing approximately 5% available chlorine by weight. In addition to being a highly effective liquid chlorine bleach for laundering and household disinfecting, Fresh Scent Clorox bleach is widely used in sanitation of poultry and livestock houses and equipment, dairies, creameries, restaurants and taverns, as well as for purification of drinking water and disinfection of water for swimming and wading pools.

**IMPORTANT:** Always thoroughly mix Fresh Scent Clorox bleach with water as directed before using.

Do not allow undiluted Fresh Scent Clorox bleach to come in contact with any fabric. (If it does, rinse out immediately with clear, cold water.)

Do not apply Fresh Scent Clorox bleach with natural sponge.

Do not use Fresh Scent Clorox bleach on steel, aluminum, silver, or chipped enamel.

If used on metal, Fresh Scent Clorox bleach solution should be allowed to stand for no more than 5 minutes, and then rinsed off thoroughly with clear water; otherwise, it may slightly discolor and eventually corrode the metal.

If a metal sprayer is used to apply the Fresh Scent Clorox bleach solution, rinse sprayer thoroughly after use with clear water, and then oil the plunger.

SEPTIC TANK OPERATION is not affected by regular home and farm use of Fresh Scent Clorox bleach.

### TABLE OF LIQUID MEASURES

3 teaspoons	=	1 Tablespoon	=	1/2 ounce = 1/16 cup
1 cup	=	16 Tablespoons	=	8 ounces = 1/2 pint

For directions on sanitizing and disinfecting specific surfaces, write:

**THE CLOROX COMPANY**  
Consumer Services Department  
Oakland, California 94612-1888

## FRESH SCENT CLOROX® IN SANITATION OF RESTAURANTS AND TAVERNS

An unclean kitchen and contaminated food can result in the hazards of cross contamination from environmental surfaces. To help avoid this, it is important to keep all work surfaces, equipment and utensils hygienically clean. Fresh Scent Clorox bleach is a highly effective, economical and convenient germicide for this use in restaurants and taverns, as well as in the home.

**TO SANITIZE WORK SURFACES** (not utensils): After each use, scrub thoroughly with hot suds; rinse with clear, cold water. Then prepare a sanitizing solution of 1 Tablespoon of Fresh Scent Clorox bleach to each gallon of water. Apply this solution for 1 minute. Air dry.

**TO DISINFECT WORK SURFACES** (not utensils): After each use, scrub thoroughly with hot suds; rinse with clear, cold water. Then prepare a disinfecting solution of  $\frac{3}{4}$  cup Fresh Scent Clorox bleach to each gallon of water. Apply this solution for 2 minutes. Rinse with potable water. Air dry.

**DISINFECTING SINK AND SANITIZING DISH CLOTH[S]**: should be a routine follow-up to dishwashing. First wash sink and rinse dishcloth[s] in hot suds. Drain out sudsy water. Then run a gallon of warm water into sink and mix in  $\frac{3}{4}$  cup Fresh Scent Clorox bleach. Let stand 2 minutes. Swish dishcloth[s] in this solution; then use it to wipe sides of sink. Soak dishcloth[s] for 1 minute in this solution. Then rinse sink and dishcloth[s] with clear water.

**TO DEODORIZE DRAIN PIPES**: Flush with very hot water followed by 1 cup of Fresh Scent Clorox bleach. Wait 5 minutes; flush out with clear water.

**TO SANITIZE REFRIGERATORS**: First wash inside surfaces. Then wipe with solution of 1 Tablespoonful Fresh Scent Clorox bleach to each gallon of warm water. Let stand for [at least] 1 minute. Air dry. (Do not use on steel, aluminum, silver, or chipped enamel.)

**TO DISINFECT HARD NON-POROUS FLOORS**: (plastic or ceramic tile): Mix  $\frac{3}{4}$  cup Fresh Scent Clorox bleach per gallon of water. Mop or scrub. (Do not use on cork or linoleum.) Let stand 2 minutes. Rinse.

**TO SANITIZE BRUSHES, MOPS & BROOMS**: After using brushes, mops and brooms, wash thoroughly; then soak for 2 minutes in solution of  $\frac{3}{4}$  cup Fresh Scent Clorox bleach to 1 gallon of warm water. Rinse with clear water; dry. (Not recommended for cellulose sponge mops.)

**TO SANITIZE PAILS AND DUSTPANS**: Remove heavy dirt prior to cleaning. Wash with solution prepared by thoroughly mixing  $\frac{3}{4}$  cup Fresh Scent Clorox bleach with each gallon water. Let stand 2 minutes. Rinse with clear, cold water. Air dry.

**TO DEODORIZE AND SANITIZE GARBAGE CANS**: Remove heavy dirt with a cleaner. Rinse. Pour in  $\frac{3}{4}$  cup Fresh Scent Clorox bleach to each gallon of water; mix. Swab inside surfaces with this solution. Let stand 2 minutes. Rinse with clear water; dry.

## FRESH SCENT CLOROX® BACTERICIDAL EFFICACY

Fresh Scent Clorox bleach, when used as directed below, is effective against the following bacteria:

**Gram positive bacteria** including:  
*Staphylococcus aureus*  
*Streptococcus pyogenes*

**Gram negative bacteria** including:  
*Salmonella choleraesuis*  
*Pseudomonas aeruginosa*  
*Escherichia coli serotype O157:H7*  
*Legionella pneumophila*  
*Klebsiella pneumoniae*  
*Shigella dysenteriae*

### Directions for use:

#### Hard Non-porous Surfaces:

To disinfect hard non-porous surfaces, [first] clean surface by removing gross filth (loose dirt, debris, food materials, etc.). Prepare a solution of  $\frac{3}{4}$  cup (6 oz) Fresh Scent Clorox bleach per gallon of water (2400 ppm available chlorine). -or- [Prepare a dilution of 1 part Fresh Scent Clorox bleach to 9 parts water (13 oz/gallon) (~5000 ppm available chlorine).] Thoroughly wet -or- spray surface with the solution and allow it to remain on the surface for 2 minutes. Rinse with clean water and dry.

**TO SANITIZE GARBAGE CANS/DIAPER PAILS**: Pre-clean garbage can/diaper pail with a cleaning product prior to sanitization. Rinse with water and drain. Pour in  $\frac{3}{4}$  cup Fresh Scent Clorox bleach to each gallon of water. Mix. Let stand [at least] 2 minutes. Rinse and air dry.

**Toilet Bowls**: Flush toilet to remove gross filth. Add  $\frac{3}{4}$  -or- 1 cup Fresh Scent Clorox bleach to the bowl and brush surfaces thoroughly, making sure to get under the rim. Let stand 2 minutes before flushing again.

#### Use Sites

Fresh Scent Clorox bleach can be used on hard non-porous surfaces in commercial, institutional, hospital and household premises (including kitchens, bathrooms, nurseries, sick rooms, laundry rooms), eating establishments, pet kennels and veterinary premises.

### FRESH SCENT CLOROX® (5.25% Sodium hypochlorite, EPA Reg. No. 5813-20) TUBERCULOCIDAL EFFICACY

Fresh Scent Clorox bleach, when used as directed below, is effective against *Mycobacterium bovis*.

**Directions for use:**

**Tuberculocidal Activity:** Remove gross filth or heavy soil. Effective against *Mycobacterium bovis* (BCG) in 5 minutes at 25°C with 1:10 dilution (1 part product to 9 parts water) on hard, nonporous surfaces.

**Hard Non-porous Surfaces:**

To disinfect hard non-porous surfaces, [first] clean surface by removing gross filth (loose dirt, debris, food materials, etc.). Prepare a dilution of 1 part Fresh Scent Clorox bleach to 9 parts water (13 oz/gallon) (~5000 ppm available chlorine). Thoroughly wet -or- spray surface with the solution and allow it to remain in contact with the surface for 5 minutes. Rinse with clean water and dry.

**Use Sites**

Fresh Scent Clorox bleach can be used on hard non-porous surfaces in commercial, institutional, hospital and household premises (including kitchens, bathrooms, nurseries, sick rooms, laundry rooms), eating establishments, pet kennels and veterinary premises.

---

### FRESH SCENT CLOROX® (5.25% Sodium hypochlorite, EPA Reg. No. 5813-20) VIRUCIDAL<sup>®</sup> EFFICACY

\* Fresh Scent Clorox bleach, when used as directed below, is effective against the following viruses on hard, nonporous, inanimate surfaces:

- |   |                          |
|---|--------------------------|
| ■ Adenovirus Type 2                             | ■ Rotavirus              |
| ■ Hepatitis A                                   | ■ Cytomegalovirus        |
| ■ Human Immunodeficiency Virus Type 1 (HIV-1) * | ■ Influenza A2           |
| ■ Respiratory syncytial virus                   | ■ Varicella zoster virus |
| ■ Herpes simplex virus 2                        | ■ Rhinovirus Type 17     |
| ■ Rubella virus                                 | ■ Canine parvovirus **   |
| ■ Feline parvovirus **                          |                          |

**Directions for use:**

**Hard Non-porous Surfaces:**

To disinfect hard non-porous surfaces, [first] clean surface by removing gross filth (loose dirt, debris, food materials, etc.) Prepare a solution of ¾ cup (6 oz) Fresh Scent Clorox bleach per gallon water (~2400 ppm available chlorine). -or- Prepare a dilution of 1 part Fresh Scent Clorox bleach to 9 parts water (13 oz/gallon) (~5000 ppm available chlorine). Thoroughly wet -or- spray surface with the solution and allow it to remain in contact with the surface for 5 minutes. Rinse with clean water and dry.

\*see directions in the Clorox Service Bulletin entitled "Special Instructions for Using Fresh Scent Clorox bleach to Clean and Decontaminate Against HIV on Surfaces/Objects Soiled with Blood/Body Fluids"

\*\*For Canine and Feline parvovirus use the same instructions as above but keep the solution in contact with the surface for 10 minutes.

**TO SANITIZE GARBAGE CANS/DIAPER PAILS:** Pre-clean garbage can/diaper pail with a cleaning product prior to sanitization. Rinse with water and drain. Pour in ¾ cup Fresh Scent Clorox bleach to each gallon of water. Mix. Let stand [at least] 1 minute. Rinse and air dry.

**Toilet Bowls:** Flush toilet to remove gross filth. Add ¾ -or- 1 cup Fresh Scent Clorox bleach to the bowl and brush surfaces thoroughly. Let stand 2 minutes before flushing again.

**Use Sites**

Fresh Scent Clorox bleach can be used on hard non-porous surfaces in commercial, institutional, hospital and household premises (including kitchens, bathrooms, nurseries, sick rooms, laundry rooms), eating establishments, pet kennels and veterinary premises.

12 of 14

(05013-29) B cr 11

### Special Instructions for Using Fresh Scent Clorox® to Clean and Decontaminate Against HIV on Surfaces/Objects Soiled with Blood/Body Fluids

Fresh Scent Clorox bleach kills HIV-1 on pre-cleaned environmental surfaces/objects previously soiled with blood/body fluids in health care settings (e.g. hospitals, nursing homes) or other settings in which there is an expected likelihood of soiling of inanimate surfaces/objects with blood or body fluids, and in which the surfaces/objects likely to be soiled with blood or body fluids can be associated with the potential for transmission of Human Immunodeficiency Virus Type 1 (HIV-1) (associated with AIDS).

**Personal Protection:** When handling items soiled with blood or body fluids, use disposable latex gloves, gowns, masks, and eye coverings.

**Cleaning procedure:** Blood and other body fluids must be thoroughly cleaned from surfaces and other objects before applying this product.

**Contact time:** Dilute the product to 1:20 (3/4 cup to a gallon) and spray or flood surface; let stand (spray) 2 -or- (diluted) 5 minutes.

**Disposal of infectious materials:** Use disposable latex gloves, gowns, masks, and eye coverings. Blood and other body fluids should be autoclaved and disposed of according to local regulations for infectious waste disposal.

---

### FRESH SCENT CLOROX® FUNGICIDAL \*\* EFFICACY

Fresh Scent Clorox bleach, when used as directed below, is effective against molds, Athlete's foot fungus\*\* (Trichophyton mentagrophytes), and Mildew\*\* (Aspergillus niger).

#### Directions for use:

**Hard Non-porous Surfaces:**

To disinfect hard non-porous surfaces, [first] clean surface by removing gross filth (loose dirt, debris, food materials, etc.). Prepare a solution of 3/4 cup (6 oz) Fresh Scent Clorox bleach per gallon of water (2400 ppm available chlorine). Thoroughly wet -or- spray surface with the solution and allow it to remain on the surface for 2 minutes. Rinse with clean water and dry.

**TO SANITIZE GARBAGE CANS/DIAPER PAILS:** Pre-clean garbage can/diaper pail with a cleaning product prior to sanitization. Rinse with water and drain. Pour in 3/4 cup Fresh Scent Clorox bleach to each gallon of water. Mix. Let stand [at least] 2 minutes. Rinse and air dry.

#### Use Sites

Fresh Scent Clorox bleach can be used on hard non-porous surfaces in commercial, institutional, hospital and household premises (including kitchens, shower stalls, bathrooms, nurseries, sick rooms, laundry rooms), eating establishments, pet kennels and veterinary premises.

---

### FRESH SCENT CLOROX® (5.25% Sodium hypochlorite, EPA Reg. No. 5813-20) CANDIDA ALBICANS EFFICACY

#### Directions for use:

**Hard Non-porous Surfaces:**

To disinfect hard non-porous surfaces, [first] clean surface by removing gross filth (loose dirt, debris, food materials, etc.) Prepare a solution of 3/4 cup (6 oz) Fresh Scent Clorox bleach per gallon water (~2400 ppm available chlorine). Thoroughly wet -or- spray surface with the solution and allow it to remain in contact with the surface for 2 minutes. Rinse with clean water and dry.

**TO SANITIZE DIAPER PAILS:** Pre-clean diaper pails with a cleaning product prior to sanitization. Rinse with water and drain. Pour in 3/4 cup Fresh Scent Clorox bleach to each gallon of water. Mix. Let stand [at least] 2 minutes. Rinse and air dry.

#### Use Sites

Fresh Scent Clorox bleach can be used on hard non-porous surfaces in commercial, institutional, hospital and household premises (including kitchens, bathrooms, nurseries, sick rooms, laundry rooms), eating establishments, pet kennels and veterinary premises.

13 7 14

### FRESH SCENT CLOROX® FOR DISINFECTION USES (2400 PPM FOR 1 MINUTE) [(SPRAY APPLICATIONS)]

Fresh Scent Clorox bleach can be diluted and spray applied for convenient broad spectrum disinfection of hard, non-porous surfaces in homes, hospitals, commercial, institutional, and eating establishments.

To ensure [sodium] hypochlorite [bleach] stability, prepare solutions daily.

To prepare a 2400 ppm solution, mix:

5 teaspoons Fresh Scent Clorox bleach	-in-	1 pint water
3 Tablespoons Fresh Scent Clorox bleach	-in-	1 quart water
3/4 cup Fresh Scent Clorox bleach	-in-	1 gallon water

#### Directions for use:

Hard Non-porous Surfaces:

To disinfect hard non-porous surfaces, [first] clean surface by removing gross filth (loose dirt, debris, food materials, etc.) Spray surface using a coarse spray with the [diluted] Fresh Scent Clorox bleach solution until thoroughly wet. Allow it to remain on the surface for 1 minute. Rinse and dry.

### FRESH SCENT CLOROX® FOR DISINFECTION USES (800 PPM FOR 2 MINUTES) [(SPRAY APPLICATIONS)]

Fresh Scent Clorox bleach can be diluted and spray applied for convenient broad spectrum disinfection of hard, non-porous surfaces in homes, hospitals, commercial, institutional, and eating establishments.

To ensure [sodium] hypochlorite [bleach] stability, prepare solutions daily.

To prepare a 800 ppm solution, mix:

1 1/2 teaspoons Fresh Scent Clorox bleach	-in-	1 pint water
1 Tablespoon Fresh Scent Clorox bleach	-in-	1 quart water
1/4 cup Fresh Scent Clorox bleach	-in-	1 gallon water


#### Directions for use:

Hard Non-porous Surfaces:

To disinfect hard non-porous surfaces, [first] clean surface by removing gross filth (loose dirt, debris, food materials, etc.) Spray surface using a coarse spray with the [diluted] Fresh Scent Clorox bleach solution until thoroughly wet. Allow it to remain on the surface for 2 minutes. Rinse and dry.

### FRESH SCENT CLOROX® FOR ASPHALT OR WOOD ROOFS AND SIDINGS

To control fungus and mildew, first remove all physical soil by brushing and hosing with clean water. Apply a 5000 ppm available chlorine solution by brushing or spraying roof or siding. After 30 minutes, rinse by hosing with clean water.



14 9 14

(05813-20) 11 of 11

PRECAUTIONARY STATEMENTS

**WARNING:**

**Hazards to humans and domestic animals:**

Causes substantial but temporary eye injury. Do not get in eyes or on clothing. Harmful if swallowed. May irritate skin. For prolonged use, wear gloves.

**Statement of Practical Treatment**

If in eyes: remove contact lenses and rinse with plenty of water for at least 15 minutes. IF SWALLOWED, drink large amounts of water. DO NOT induce vomiting. [In either case,] call a physician or poison control center immediately. If in contact with skin: immediately remove contaminated clothing and wash skin thoroughly with water.

**Physical and chemical hazards:**

This product contains a strong oxidizer. Flush drains before and after use. Do not use or mix with other household chemicals, such as toilet bowl cleaners, rust removers, acid or ammonia containing products. To do so will release hazardous gases. Prolonged contact with metal may cause pitting or discoloration. Do not use for food or water treatment.

*for institutional products:*

**Environmental hazards:**

Do not discharge effluent containing this product into lakes, streams, ponds, estuaries, oceans or other waters unless in accordance with the requirements of a National Pollutant Discharge Elimination System (NPDES) permit and the permitting authority has been notified in writing prior to discharge.

**Storage and Disposal:**

*for household products:*

Store this product in a cool dry place. Do not reuse empty container; rinse container and put in trash collection -or- wrap in newspaper and discard in trash.

-0-

*for institutional products:*

Store this product in a cool dry area, away from direct sunlight and heat to avoid deterioration. In case of spill, flood areas with large quantities of water. Product or rinsates that cannot be used should be diluted with water before disposal in a sanitary sewer. Do not reuse empty container but place in trash collection. Do not contaminate water, food, or feed by storage, disposal, or cleaning of equipment.

INFORMACIÓN PREVENTIVA

**ADVERTENCIA:**

**Daño para las personas y los animales domésticos:**

Causa lesiones serias pero temporales a los ojos. No permita que entre en los ojos o caiga en la ropa. Es dañino si se ingiere. Puede causar irritaciones a la piel. Para uso prolongado use guantes.

**Declaración de Tratamiento Práctico**

Si entra en los ojos: quítese los lentes de contacto, enjuáguese los ojos con agua en abundancia durante por lo menos 15 minutos. Si es ingerido, tome bastante cantidad de agua. No induzca vomito. [En cualquier caso,] llame a un medico o al centro de control de veneno. Si entra en contacto con la piel: inmediatamente quítese la ropa contaminada y lávese bien con agua la zona afectada.

**Cuidados Químicos y Físicos:**

Este producto contiene un fuerte oxidante. Deje correr agua abundantemente en la tubería antes y después del uso. No lo utilice ni mezcle con otros productos químicos del hogar tales como productos para limpiar el inodoro, removedores de óxido, o productos que contengan ácidos o amoníaco. El hacerlo causaría la emisión de gases dañinos. El contacto prolongado con metales puede causar corrosión o decoloración. No usar para el tratamiento de agua o alimentos.

*Productos para Institucion:*

**Peligros para el medio ambiente**

No bote los restos que contienen residuos de este producto en lagos, lagunas, rios, estuarios, oceanos o en cualquier otro cuerpo de agua, a no ser que se haga de acuerdo y con un permiso siguiendo los requerimientos del Sistema Nacional de Eliminación de Descargos y Contaminación. Las autoridades pertinentes tienen que ser notificadas previamente por escrito.

**Almacenaje y modo de desechar el envase:**

*Productos para el hogar:*

Guarde la lejía Fresh Scent Clorox blanqueador en un lugar seco y fresco. No vuelva a usar en envase vacío, enjuague el envase y colóquelo en el basurero -o- envuelva el envase vacío en periódico y tirelo en la basura.

-0-

*Productos para Institucion:*

Para que no se deteriore, almacene este producto en areas secas y frescas manténgalo alejado del calor y del sol. En caso de derrame, lave el area afectada con bastante agua. Para desechar el producto, dilúyalo con agua en la botella antes de botarlo. No use el envase vacío, bótelolo en la vase. No contamine el agua, los alimentos o la comida de animales al almacenar, desechar o limpiar equipos.

**SATISFACTION GUARANTEED**

Satisfaction Guaranteed! At Clorox, we have prided ourselves in making consistent quality bleach for over 80 years, and we are dedicated to ensuring your total satisfaction with our product. If you are not completely satisfied, please call the number below.

**GLOROX CUSTOMER ASSISTANCE (800) 292-2200**

Laundry/Household Cleaning Questions? The experts at Clorox are standing by to answer any of your laundry or household cleaning questions.

**QUESTIONS or COMMENTS? -or- SUGGESTIONS?**  
Please call (800) 292-2200 -or- (800) \_\_\_\_\_  
or write us at: Clorox Consumer Services, P.O. Box 24305, Oakland, CA 94623.

"Clorox" is a registered trademark of The Clorox Company.  
Bottle shape is a registered trademark of The Clorox Company.

EPA Reg. No. 5813-20  
EPA Est. No. 2675 -MN-1 -or- EPA Est. No. 5813-  
Batch Code Identifies Manufacturing Location

Mfd. for & © 1997 The Clorox Company,  
Oakland, CA 94612  
Made in U.S.A.  
Printed in U.S.A.



EPA  
Est. No.  
5813-  
CA-2  
CA-3  
CA-4  
E-1  
GA-1  
IL-1  
MD-2  
OH-1  
PR-1  
TX-1  
Batch  
code  
identifies  
manufacturing  
location.

R-01894-4