

BEST AVAILABLE COPY

Chloropirrin Mixture  
(containing no compressed  
gas or poison A liquid)

UN 1583

The U.S. Environmental Protection Agency has established maximum amounts of pesticide chemicals that may remain on raw agricultural products at harvest, and it is the user's responsibility to see that there is no residue on such crops at harvest in excess of these amounts. The "Directions for Use" are based on the best available information. However, Great Lakes Chemical Corporation assumes no responsibility as to their accuracy.

STATEMENT OF WARRANTY AND LIABILITY

Seller warrants that this product complies with the specifications expressed in this label. Seller makes no other warranties; and disclaims all other warranties, express or implied, including but not limited to warranties of merchantability and fitness for the intended purpose. Seller's liability for default, breach, or failure under this label shall be limited to the amount of the purchase price. Seller shall have no liability for consequential damages.

**RESTRICTED USE PESTICIDE**  
 For retail sale to and use only by Certified Applicators or persons under their direct supervision, and only for those uses covered by the Certified Applicator's certification.

BEST AVAILABLE COPY

TERR-O-CIDE<sup>®</sup> 30-D

A LIQUID SOIL FUMIGANT FOR PREPLANT TREATMENT OF  
CROP LANDS TO CONTROL PLANT PARASITIC NEMATODES AND  
CERTAIN OTHER SOIL PESTS

ACTIVE INGREDIENTS:

1,3-Dichloropropene . . . . .	65%
Chloropicrin . . . . .	29%

INERT INGREDIENTS . . . . .	6%
	100%

DANGER

KEEP OUT OF REACH OF CHILDREN.

POISON

ACCEPTED

DEC 17 1984

Under the Federal Insect Fungicide, and Rodenticide Act, amended, for the pesticides registered under EPA Reg. No. 5785-36


STATEMENT OF PRACTICAL TREATMENT

If Inhaled: Move victim to fresh air. Keep victim lying down and warm. Administer artificial respiration if breathing has stopped. Administer oxygen if breathing is difficult. Call a physician at once.

Skin Contact: Remove all contaminated clothing and shoes immediately. Immediately wash exposed areas thoroughly with water for at least 15 minutes. Call a physician. If water is not immediately available, remove excess chemical from contaminated skin with sorbent material such as towel or dry soil. Then proceed at once to location where water is available and thoroughly wash contaminated skin with plenty of water. Call a physician.

Eye Contact: Immediately flush eyes with plenty of water, for at least 15 minutes. Seek medical attention promptly.

If Swallowed: Call a physician or Poison Control Center. Drink 1 or 2 glasses of water and induce vomiting by touching back of throat with finger. Do not induce vomiting or give anything by mouth to an unconscious person.



4/13/81 # 0191-10 11131

PRECAUTIONARY STATEMENTS **BEST AVAILABLE COPY**

HAZARDS TO HUMANS  
AND DOMESTIC ANIMALS  
DANGER

HAZARDOUS LIQUID AND VAPOR. MAY BE FATAL IF INHALED, ABSORBED THROUGH SKIN, OR SWALLOWED. CAUSES BURNS OF SKIN OR EYES. MAY PRODUCE KIDNEY AND LIVER DAMAGE UPON PROLONGED EXPOSURE.

Do Not Breathe Vapor. Do Not Get in Eyes, on Skin, or Clothing. Do Not Take Internally. Use Only With Adequate Ventilation. Wear Eye and Skin Protect on Necessary to Prevent Contact When Handling Terr-O-Cide 30-D. Wash Thoroughly After Handling and Before Eating or Smoking.

If protective gear, such as boots or gloves, becomes contaminated, immediately wash with soap and water. Never wear protective gear having the odor of 1,3-Dichloropropene. Aerate and wash all protective gear thoroughly after use until all odor is gone. Render unusable and dispose of contaminated leather goods, including shoes.


HANDLING PRECAUTIONS

DO NOT INHALE VAPORS: NIOSH- or MSHA-approved respiratory protection should be worn when Terr-O-Cide 30-D is exposed to the atmosphere or when conducting operations which vent to the atmosphere. A NIOSH- or MSHA-approved full-face respirator shall be used during small spills, repairs, calibrations, transfers, sampling and when working in poorly ventilated areas. When in use, canister or cartridges shall be replaced daily or sooner if specified by manufacturer or at first sign of odor breakthrough, whichever comes first. NIOSH-approved cartridges, such as Weish 7400-IL, will be adequate for short-term situations such as listed above.

Where very high concentrations of vapors might be expected (such as large spills in poorly ventilated areas) a self-contained or air-supplied respirator should be used.


DO NOT GET ON SKIN: When handling or working with Terr-O-Cide 30-D, wear clean body covering including gloves and heavy footwear. Immediately remove contaminated coverings. Aerate and wash all protective clothing and gear thoroughly after use.

There are no protective clothing materials that are completely impervious. Rubber, vinyl protective gear, thin layers of polyethylene (minimum 1 mil), give short-term protection and shall be immediately discarded upon contamination. Heavy (3 + mil) polyethylene, rubber, and neoprene provide longer term protection. Leather gives no protection. If gear becomes contaminated, immediately wash with soap and water. Never wear protective gear having odor of Terr-O-Cide 30-D. Wash and aerate all protective gear thoroughly after use until all odor is gone.





RIGHT PANEL  
PAGE TWO



DO NOT GET IN EYES: Wear eye protection such as chemical worker's goggles or full-face respirator when handling Terr-O-Cide 30-D.

DO NOT SWALLOW: Do not use the mouth to siphon product from containers or to blow out clogged lines, nozzles, etc.

#### ENVIRONMENTAL HAZARDS

This product is toxic to fish and wildlife. Do not apply directly to water or wetlands. Do not contaminate water by cleaning of equipment or disposal of wastes.

#### PHYSICAL AND CHEMICAL HAZARDS

COMBUSTIBLE. DO NOT USE, POUR, SPILL, OR STORE NEAR HEAT OR OPEN FLAME. DO NOT CUT OR WELD CONTAINER.

Terr-O-Cide 30-D is corrosive under certain conditions. Flush all applicators with fuel oil or kerosene immediately after use. DO NOT USE WATER. DO NOT USE CONTAINERS, PUMPS, OR OTHER TRANSFER EQUIPMENT MADE OF ALUMINUM, MAGNESIUM OR THEIR ALLOYS, AS UNDER CERTAIN CONDITIONS TERR-O-CIDE 30-D MAY BE SEVERELY CORROSIVE TO SUCH METALS.

RIGHT PANEL  
PAGE THREE

**BEST AVAILABLE COPY**

**DIRECTIONS FOR USE**

It is a violation of Federal law to use this product in a manner inconsistent with its labeling.

**STORAGE AND DISPOSAL**

**STORAGE:** Store in tightly-closed original container in a cool place away from dwellings. In outside storage, store drums on sides to avoid accumulation of rain water in top or bottom recessed areas. Do not allow contamination of seeds, plants, fertilizers or other pesticide chemicals. Do not contaminate food, feedstuffs, drugs or domestic water supplies.


**DISPOSAL:** Pesticide wastes are toxic. Improper disposal of excess pesticide, spray mixture or rinsate is a violation of Federal law. If these wastes cannot be disposed of by use according to label instructions, contact your State Pesticide or Environmental Control Agency, or the Hazardous Waste representative at the nearest EPA Regional Office for guidance. Rinse equipment and containers and dispose of wastes, including spills or rinsate, in an approved sanitary landfill. Empty containers should be triple rinsed (or equivalent). Then offer for recycling, or reconditioning, or puncture and dispose of in a sanitary landfill, or by other procedures approved by state and local authorities. **DO NOT REUSE CONTAINERS.**

**USE TERR-O-CIDE 30-D** only as a preplant treatment to control NEMATODES such as meadow (lesion), root knot, citrus, burrowing, ring, spiral, sting, pin, stubby root, stylet, dagger and cyst formers (golden and sugar beet), also wireworms, garden centipides, (symphylans) in land to be planted to vegetables such as beans, beets, carrots, celery, cole crops (cauliflower, cabbage, etc.), corn, cucurbits (cucumbers, melons, etc.), lettuce, onions, parsnips, peas, peppers, spinach, sweet potatoes, white potatoes, tomatoes, turnips, and field crops such as cotton, peanuts, sugar beets, and tobacco; and other high value crops such as floral crops, pineapple, strawberries, citrus and deciduous orchard planting sites, ornamentals and forest nursery crops. For best results with annual crops, treat soil each year. Do not use on extremely heavy clay soil.

**DISEASES** - Use 30 gallons per acre broadcast for control of diseases listed.

**WHEN TO TREAT:** Treat in spring or fall or whenever soil conditions are suitable. Soil temperature 6 inches deep should be between 40 and 80° F. (Cold or wet soils retain fumigant longer. Dry or hot soils release fumigant too rapidly.) Fall treatment is suggested for land to be planted to early planted crops such as celery, tomatoes and nursery stock. Early fall treatment allows planting a fall cover crop.

**SOIL PREPARATION:** For best fumigant penetration and soil sealing, plant remains should be worked into the soil long enough before treatment so that roots are well rotted. The soil should be in good seedbed condition, with enough moisture for good seed germination. Deep tillage, 12 to 18 inches, often improves results.



**APPLICATION: Over-all (Broadcast) Application.** Apply with chisel or plow-sole equipment. Apply in uniform streams 10 to 12 inches apart and 6 to 8 inches deep in the soil. With chisel application, seal chisel channels with a drag, ring roller, or press wheel behind the applicator. With plow-sole applications, disc immediately to break clods and then seal with roller or drag.

**Row (Band) Treatment.** Adjust injection chisels to same spacing as planter. Inject at least 6 to 8 inches below the final soil surface. Seal with roller or drag. Plant directly in treated strips.

**Citrus Replanting Sites.** Space chisels 18 to 20 inches wide and inject 12 to 14 inches deep over-all.

**For Deciduous Orchards, Forest and Nursery Crop Planting Sites.** Treat large areas over-all or in strips 10 feet wide. Individual tree sites can be treated by injecting with a handgun in a 10 foot area. Inject 10 to 12 inches deep with spacings 12 inches apart. Seal by pressing soil with the foot.

**WHEN TO PLANT:** Under normal conditions, a waiting period of one week for each 10 gallons of TERR-O-CIDE 30-D soil fumigant used should be allowed. Allow additional time before planting if temperatures are below 60° F. or if there has been heavy rain. Do not plant until the fumigant odor has left the soil. If during the exposure period there are heavy rains followed by low temperatures, work the soil several times.

Soil treated with massive doses of fumigant before planting, such as for deep-rooted tree and shrub planting sites, requires a 3 to 6 months waiting period. Before planting, plow or open planting hole to thoroughly aerate soil.

Consult local State Agricultural Extension Service regarding local conditions. To avoid reinfestation of treated soil do not use transplants, tools or crop remains that could carry soil-borne pests from infested land. Clean rig carefully before using.

**DOSAGE RECOMMENDATIONS**

Crop	Type of Treatment	Soil Type	Gallons <sup>1</sup> Per Acre
Shallow Rooted Plants: Field Crops Floral Crops Grasses and Turf Small Fruits Vegetables Ornamentals	Row (42")	Mineral	7½ to 10
		Muck or Peat	15 to 20
	Overall (or broadcast)	Mineral	15 to 25 <sup>2</sup>
		Muck or Peat	40 <sup>3</sup> to 60
Strawberries	Over-all	Mineral	40 to 60
Tobacco	Row (42")	Mineral	12
Sugar Beets Root-Knot Nematode	Row (42")	Sandy or Sandy Loam	9
	Over-all		20 to 25
	Sugar Beet Nematode	Row (42")	15
	Over-all		20 to 30
Pineapple	Row	Mineral	40 to 60
Citrus-Florida <sup>4</sup>	Over-all	Sandy	60

- 1 Use the higher rates in heavier soil.
- 2 For cyst-forming nematodes increase dosage to 30 gallons.
- 3 For muck soils containing less than 30% organic matter use 30 gallons per acre.
- 4 For burrowing nematode in citrus, inject on 18 inch centers 12 inches deep. Keep free of plants susceptible to burrowing nematodes for 2 years before replanting to citrus.

**NOTE: Symphylans (garden centipedes) and wireworm treatment:**  
To control symphylans (garden centipedes) and wireworms on beans, beets, carrots, cole crops, corn, onions, parsnips, peas, sweet potatoes, tomatoes, turnips, strawberries, peanuts and nursery crops. **SYMPHYLANS** - Use only over-all (broadcast) at 30 or more gallons per acre and apply during late summer or early fall when soil is warm. **WIREWORMS** - Use only over-all (broadcast) treatment at 25 or more gallons per acre.

RIGHT PANEL  
PAGE FIVE

BEST AVAILABLE COPY

USE PRECAUTIONS

IMPORTANT -- NOTE CAREFULLY. Fumigation may temporarily raise the level of ammonia nitrogen and soluble salts in the soil. This is most likely to occur when heavy rates of fertilizer and fumigant are applied to soils that are either cold, wet, acid, or high in organic matter. To avoid injury to plant roots, fertilize as indicated by soil tests made after fumigation. To avoid ammonia injury or nitrate starvation, or both, to crops on high organic soils, do not use fertilizers containing ammonium salts and use only fertilizers containing nitrates, until after the crop is well established and the soil temperature is above 65°F.

Certain crops including cotton, sugarcane, and pineapple are tolerant to ammonia and the above rule does not apply to them. When using high rates of Terr-O-Cide 30-D as required by certain state nursery regulations, liming of highly acid soils before fumigation may stimulate nitrification and reduce the possibility of ammonia toxicity. Certain nursery crops such as citrus seedlings, Cornus sp., Crataegus sp., spruce, and vegetable crops such as cauliflower have shown evidence of phosphorus deficiency following fumigation. To avoid this possible effect, it is suggested that additional phosphate fertilizer be used on soils where experience indicates a deficiency may occur.

USE THIS PRODUCT ONLY AS SPECIFIED ON THIS LABEL.

