

CRABFREE
CRABGRASS KILLER

KILLS CRABGRASS
(also other grassy weeds)
BEFORE YOU SEE IT

ACCEPTED
July 2, 1964
UNDER THE FEDERAL INSECTICIDE
ACT
REGISTERED
EPA-432-2-100-1001

NET WT. 12 LBS.

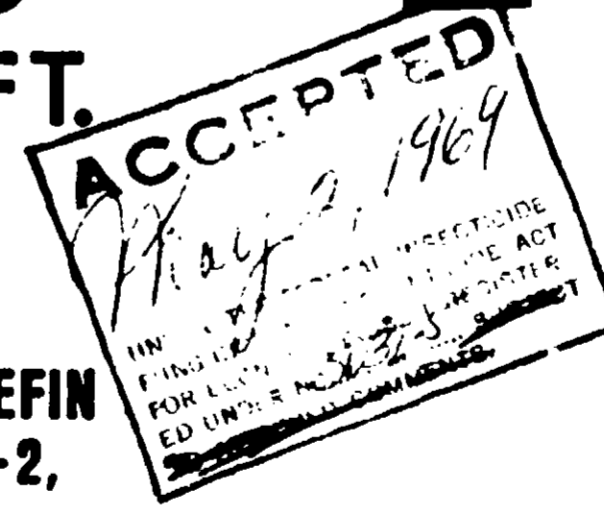
CAUTION:

Keep out of reach of children.
See back panel for additional
caution statements.

**TREATS
2,500 SQ. FT.**

ACTIVE INGREDIENTS: BENEFIN
(N-butyl-N-ethyl-a,a,a-trifluoro-2,
6-dinitro-p-toluidine)..... **.70%**

INERT INGREDIENTS 99.30%
(Relative to herbicidal content) **100.00%**



NET WT. 12 LBS.

CAUTION:

**Keep out of reach of children.
See back panel for additional
caution statements.**

**TREATS
2,500 SQ. FT.**

ACTIVE INGREDIENTS: BENEFIN
(N-butyl-N-ethyl-a,a,a-trifluoro-2,
6-dinitro-p-toluidine)..... **.70%**

INERT INGREDIENTS **99.30%**
(Relative to herbicidal content) **100.00%**

Corenco

ACCEPTED
July 2, 1969
UNDER THE FEDERAL INSECTICIDE
ACT
FOR E. O. 12549 REGISTERED
ED UNDER NO. 232


**This product KILLS CRABGRASS - FOXTAIL - BARNYARDGRASS -
by effectively killing the sprouting seeds.**

CONVENIENT & ECONOMICAL — One springtime application **saves time, work and money.** This product will not damage bluegrass, ryegrass, fescue, zoysiagrass, bermudagrass, St. Augustinegrass or centipedegrass turfs when applied as directed. Do **not** apply to bentgrass turfs. Do **not** apply to completely new lawns started the previous fall.

WHEN TO APPLY: Apply CRABFREE in the spring before crabgrass germinates. Do **not** sow grass seed for **42 days** after application.


HOW TO APPLY: It is important that CRABFREE be **applied evenly** over your lawn without skips or misses. Determine the correct amount for your lawn area. Do not over-apply or under-apply. The contents of this bag should be applied for every 2500 sq. ft of lawn area (for example, 50 x 50 = 2500 sq. ft.). If your lawn measures 50 x 100 (or 5000 sq. ft.), 2 bags are sufficient.

- 1.** Using a spreader set for the proper one-half rate (see table for spreader settings) spread one-half of the required amount for your lawn, moving at a steady rate in one direction.
- 2.** Spread the other half of the required amount over the same area moving across or at right angles to the first application. (This minimizes skips and overlaps, insuring good coverage.) When turning or stopping spreader, spreader gate should be closed.



SPREADER SETTINGS

The settings listed below are calculated to apply CRABFREE[®] the right way as directed above. Check application rate of your spreader before applying. Settings may vary with type, age and condition of spreader.

<i>Spreader</i>		<i>Setting</i>
Lawn Beauty		11
Scott		9
Corenco		7

CAUTION: May be harmful if swallowed. Avoid contact with skin and eyes. Avoid contamination of foodstuffs, feed and fishponds. Wash thoroughly with soap and water after using.

The manufacturer makes no warranties, express or implied, concerning this product or its use, which extend beyond the description on the face hereof. All statements concerning this product apply only when used as directed.

... should be minimal if swallowed. Avoid contact with skin and eyes. Wash thoroughly with soap and water after use.

The manufacturer makes no warranties, express or implied, concerning the product or its use, which extend beyond the description on the face hereof. All statements concerning the product apply only when used as directed.

Corenco

NET WT. 12 LBS

MANUFACTURED BY
CORENCO CORPORATION
TEWKSBURY, MASSACHUSETTS 01876

Covenco

ACCEPTED


This product **KILLS CRABGRASS - FOXTAIL - BARNYARDGRASS -**
by effectively killing the sprouting seeds.

CONVENIENT & ECONOMICAL — One springtime application **saves time, work and money.** This product will not damage bluegrass, ryegrass, fescue, zoysiagrass, bermudagrass, St. Augustinegrass or centipedegrass turfs when applied as directed. Do not apply to bentgrass turfs. Do not apply to completely new lawns started the previous fall.

WHEN TO APPLY: Apply CRABFREE in the spring before crabgrass germinates. Do not sow grass seed for 42 days after application.

HOW TO APPLY: It is important that CRABFREE be applied evenly over your lawn without skips or misses. Determine the correct amount for your lawn area. Do not over-apply or under-apply. The contents of this bag should be applied for every 2500 sq. ft of lawn area (for example, 50 x 50 = 2500 sq. ft.). If your lawn measures 50 x 100 (or 5000 sq. ft.), 2 bags are sufficient.

- 1.** Using a spreader set for the proper one-half rate (see table for spreader settings) spread one-half of the required amount for your lawn, moving at a steady rate in one direction.
- 2.** Spread the other half of the required amount over the same area moving across or at right angles to the first application. (This minimizes skips and overlaps, insuring good coverage.) When turning or stopping spreader, spreader gate should be closed.



FILMED - 1973

F-hab Group Inc. Arlington, Va.
(703) 521-7800 Zr 22204

SPREADER SETTINGS

The settings listed below are as directed above. Check Settings may vary with type.

Spreader

Lawn Beauty

Scott

Corenco

CAUTION: May be harmful if contamination of foodstuffs, feed or using.

The manufacturer makes no warranty use, which extend beyond the conditions this product apply only when used



Corenco