

NY-7085-B-11 F-013

WHT MET BLUE

HAZARD INFORMATION

**1. wick action**

Turn the cap up to the arrow  
 on the cap. Spray the surface  
 to be treated. The wick will  
 draw the disinfectant up  
 for hours.

**2. spray action**

Turn the cap until arrow  
 meets at spray position.

- To deodorize rooms  
 spray all surfaces.
- To kill most germs  
 and sources of odor  
 spray all surfaces.
- For control of mold  
 and mildew on hard  
 non-porous surfaces  
 spray surface until  
 thoroughly moistened.  
 Allow to dry. Repeat  
 application as necessary  
 to maintain control.

**SPRAY DISINFECTANT**

Code No. 229-4A

**ACCEPTED**

JUN 28 1974

UNDER THE FEDERAL INSECTICIDE  
 FUNGICIDE AND RODENTICIDE ACT  
 FOR ECONOMIC POISON REGISTERED  
 UNDER NO. 5590-144

**disinfectant • deodorizer**

**WARNING:** KEEP OUT OF REACH OF CHILDREN  
 READ PRECAUTIONS ON BACK LABEL

NET WT. 9.5 OZ.

WARNING: FLAMMABLE

WARNING: FLAMMABLE

ACTIVE INGREDIENTS

INERT INGREDIENTS

Patent applied for  
 EPA Registration No.  
 5590-144  
 EPA EST. N. 559 CT 1

Manufactured by:  
 Aerosol Techniques, Inc.  
 Old Gate Lane  
 Milford, Conn. 06460


<b>CUSTOMER</b>		
SIZE 12 oz. AERO	B/P No. 2-80367 A	UNIT No. 2-42872 Sch. 3
C.E. 8.493 x 4.937	COLORS WHITE • YELLOW • MET. BLUE	

JUN 28 1974

UNDER THE FEDERAL INSECTICIDE  
FUNGICIDE AND RODENTICIDE ACT  
FOR ECONOMIC POISON REGISTERED  
EPA REG. NO. 229-4A

works 2 ways

GET THE BEST Here's a 30c coupon to  
help you buy a disinfectant  
that's better for another room in your house



Do not use on wood, furniture or rayon.  
Do not use on fabrics, carpets, or drapes.  
Do not use on electrical outlets or switches.  
Do not use on painted surfaces.  
Do not use on children's toys.  
Do not use on food or food containers.  
Do not use on clothing or linens.  
Do not use on pets or animals.  
Do not use on plants or flowers.  
Do not use on walls or ceilings.  
Do not use on floors or carpets.  
Do not use on windows or glass.  
Do not use on mirrors or reflective surfaces.  
Do not use on metal surfaces.  
Do not use on leather or vinyl.  
Do not use on stone or marble.  
Do not use on brass or copper.  
Do not use on silver or chrome.  
Do not use on gold or jewelry.  
Do not use on antique or valuable items.  
Do not use on artwork or photographs.  
Do not use on books or documents.  
Do not use on records or tapes.  
Do not use on electronics or computers.  
Do not use on televisions or radios.  
Do not use on stereos or musical instruments.  
Do not use on bicycles or motorcycles.  
Do not use on cars or trucks.  
Do not use on boats or other watercraft.  
Do not use on aircraft or other flying vehicles.  
Do not use on spacecraft or other outer space vehicles.  
Do not use on nuclear power plants or other radioactive facilities.  
Do not use on military or government facilities.  
Do not use on schools or educational institutions.  
Do not use on hospitals or other medical facilities.  
Do not use on prisons or other correctional facilities.  
Do not use on airports or other transportation hubs.  
Do not use on government buildings or courthouses.  
Do not use on embassies or consulates.  
Do not use on international organizations or NGOs.  
Do not use on religious or cultural sites.  
Do not use on historical landmarks or monuments.  
Do not use on national parks or other protected areas.  
Do not use on wildlife or natural resources.  
Do not use on water bodies or aquifers.  
Do not use on soil or ground surfaces.  
Do not use on underground utilities or infrastructure.  
Do not use on power lines or electrical infrastructure.  
Do not use on communication infrastructure.  
Do not use on transportation infrastructure.  
Do not use on critical infrastructure or essential services.  
Do not use on any other sensitive or critical areas.  
Do not use on any other areas where the use of this product is prohibited by law or regulation.

Manufactured by  
**Aerosol Techniques, Inc.**  
Old Gate Lane  
Milford, Conn. 06460

SPRAY DISINFECTANT  
CODE NO. 229-4A

exclusive  
cap action  
works 2 ways

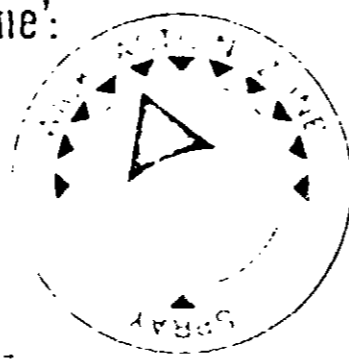
Just turn the cap and match  
the arrows for the desired use:

Directions for use—  
Shake before using

**1. Wick action**

Turn the cap to any point in  
the 'Wick Action Zone':

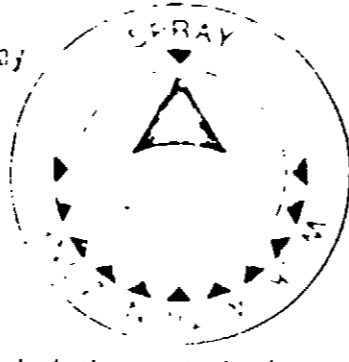
- To refreshen the air for hours, depress the center button for 3 seconds to activate the special vent in the wick.
- With the cap on to keep your room refreshen'd and clean smelling for hours.



**2. Spray action**

Turn the cap until arrows meet  
at 'Spray' position:

- To deodorize rooms, spray into the center of the room for 1-2 seconds.
- To kill most germs and sources of odor, spray thoroughly, including with a mist, hard, non-porous surfaces such as diaper pails, garbage cans, toilet areas. The formula kills most staph and strep organisms, influenza virus A, (Hong Kong), athlete's foot fungi and odor causing germs on environmental surfaces.
- For control of mold and mildew on hard, non porous surfaces, spray surface until thoroughly moistened. Allow to dry. Repeat application as necessary to maintain control.



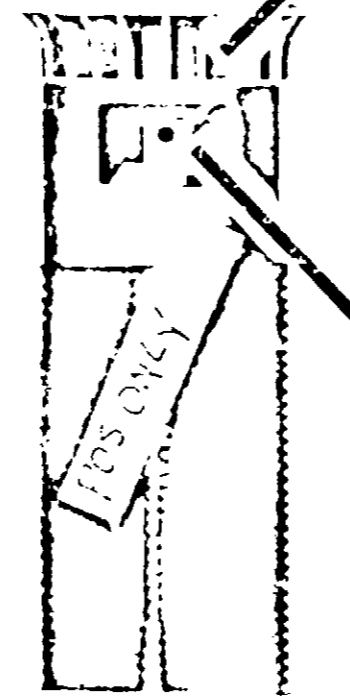
New!

**WICK  
ACTION**

makes it a  
long lasting air  
refreshener.

**SPRAY  
ACTION**

makes it a  
room spray and  
surface  
disinfectant.



disinfectant • deodorizer


WARNING: KEEP OUT OF REACH OF CHILDREN  
READ PRECAUTIONS ON BACK LABEL

NET WT. 9.5 OZ.

**1. Wick action**

Continues working for hours  
to deodorize:

- spraying into wick 3 seconds releases fresh, natural scent for hours
- attractive inner package blends with any decor
- leave out in bathroom, kitchen, nursery ... anywhere odor can be a problem



**2. Spray action**

Deodorizes the air and leaves the  
room with a refreshed clean smell:

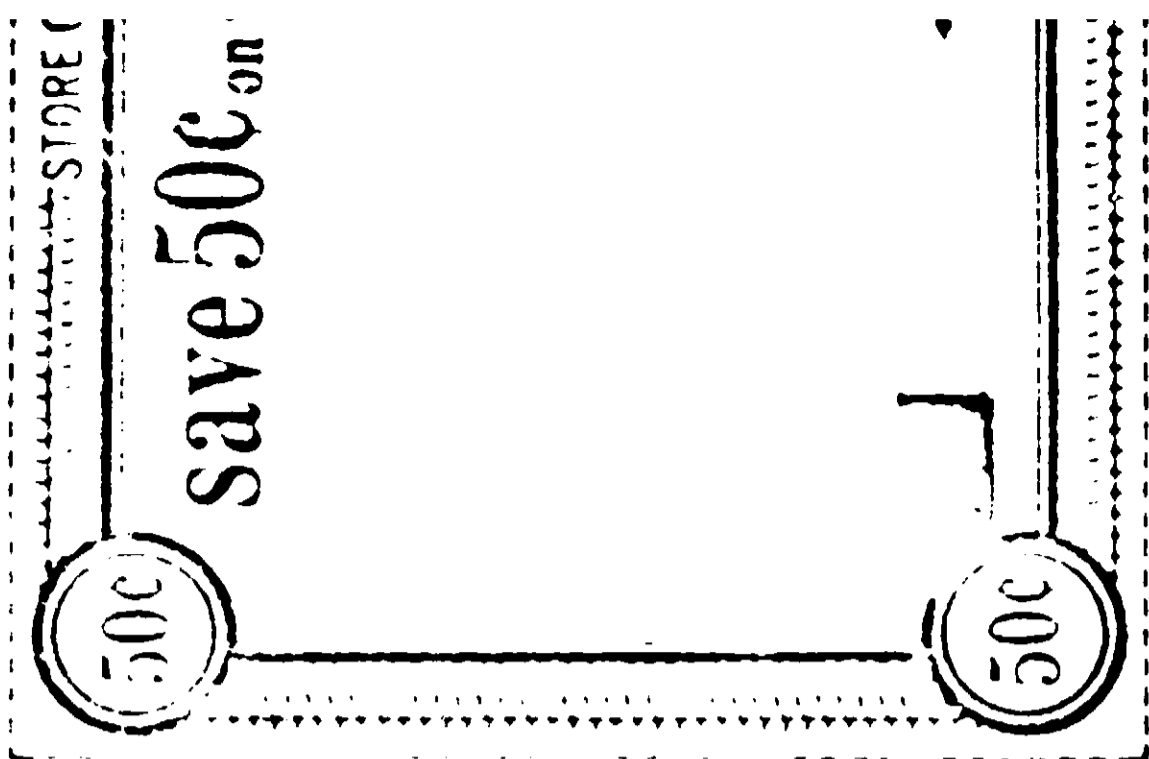
- offensive bathroom odors
  - ingress odors from cooking
  - smoke-filled living room
- Kills most household germs:
- kitchen appliances, around sink areas, garbage cans
  - diaper pails and other surfaces in nursery
  - toilet areas, showers and bath tubs

Controls mold and mildew  
on hard, non porous surfaces:

- shower curtains, around tub and tile



100% 5/11/74



**WARNING:** Avoid contamination of food and food utensils. Causes eye irritation. Avoid getting into eyes. In case of contact, wash thoroughly with water. If irritation persists, get medical attention. Avoid excessive inhalation of spray mist and prolonged contact with the skin. Do not spray on animals.

**WARNING: FLAMMABLE!** Contents under pressure. Do not use near fire, sparks or flame. Do not puncture or incinerate container. Exposure to temperatures above 130°F may cause bursting.

Do not spray on polished wood, furniture or rayon fabrics.

**ACTIVE INGREDIENTS:**

3, 4, 5-tribromosalicylanilide	0.1600%
4, 5-dibromosalicylanilide	0.0400%
n-alkyl (50% C-14, 40% C-12, 10% C-16) dimethyl benzyl ammonium chloride	0.2500%
Essential Oils	0.9000%
Ethyl Alcohol	43.7425%

**INERT INGREDIENTS:** 54.9075%  
Contains 0.3% sodium nitrite

E.P.A. Registration No. 5590-144  
E.P.A. EST. No. 5590-CT-1

Patent applied for.

Manufactured by:

**Aerosol Techniques, Inc.**

Old Gate Lane

Milford, Conn. 06460

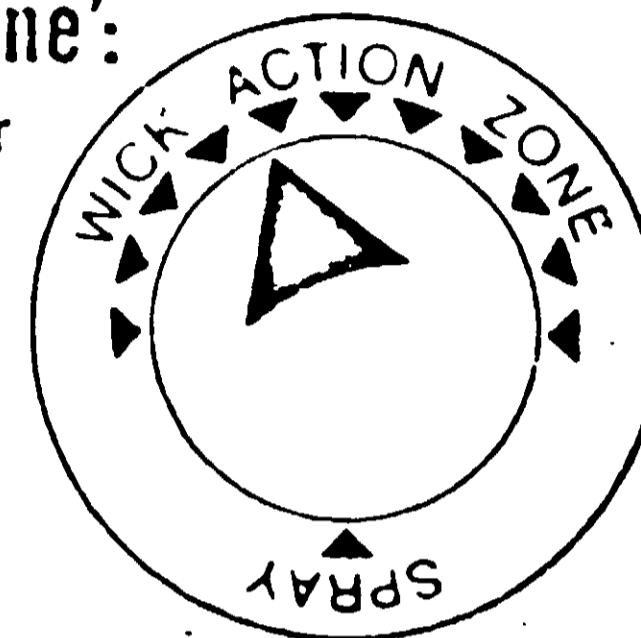
Just turn the cap and match the arrows for the desired use:

**Directions for use—  
Shake before using**

**1. Wick action**

Turn the cap to any point in the 'Wick Action Zone':

■ To refresh the air for hours, depress the center button for 3 seconds to activate the special ventilator wick. will then go on to keep your room refreshed and clean smelling for hours.



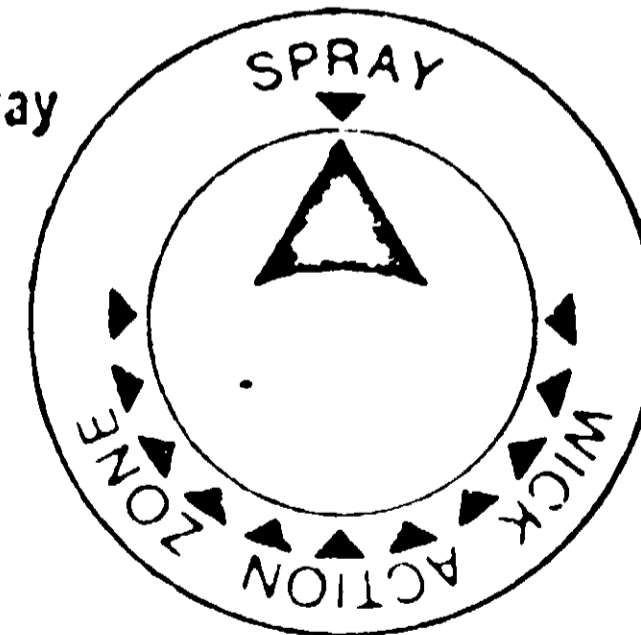
**2. Spray action**

Turn the cap until arrows meet at 'Spray' position:

■ To deodorize rooms, spray into the center of the room for 1-2 seconds.

■ To kill most germs and sources of odor spray thoroughly (covering with a mist) hard, non-porous surfaces such as diaper pails, garbage cans, toilet areas. The formula kills most staph and strep organisms, influenza virus A<sub>1</sub> (Hong Kong), athletes' foot fungi and odor causing germs on environmental surfaces.

■ For control of mold and mildew on hard, non-porous surfaces, spray surface until thoroughly moistened. Allow to dry. Repeat application as necessary to maintain control.



disin  
WARN