

Please read instructions on reverse before completing form.

Form Approved. OMB No. 2070-0060. Approval expires 11-30-93

<b>(A)</b> 	United States Environmental Protection Agency Office of Pesticide Programs (H7505C) Washington, DC 20460	<input type="checkbox"/> Registration <input checked="" type="checkbox"/> <b>Amendment</b> <input type="checkbox"/> Other	OPP Identifier Number  <b>155513</b>
	<b>Application for Pesticide:</b>		

**Section I**

1. Company/Product Number <p style="text-align: center;">5549 - 74</p>	2. EPA Product Manager <p style="text-align: center;">R. Taylor</p>	3. Proposed Classification <input checked="" type="checkbox"/> None <input type="checkbox"/> Restricted
4. Company/Product (Name) <p style="text-align: center;">Kleen - Tac "85"</p>	PM# <p style="text-align: center;">25</p>	
5. Name and Address of Applicant (Include ZIP Code) Coastal Chemical Corporation P.O. Box 856 Greenville, NC 27835  <input type="checkbox"/> Check if this is a new address		6. Expedited Review. In accordance with FIFRA Section 3(c)(3) (b)(i), my product is similar or identical in composition and labeling to:  EPA Reg. No. _____  Product Name _____

**Section II**

<input type="checkbox"/> Amendment - Explain below	<input type="checkbox"/> Final printed labels in response to Agency letter dated _____
<input type="checkbox"/> Resubmission in response to Agency letter dated _____	<input type="checkbox"/> "Me Too" Application.
<input checked="" type="checkbox"/> Notification - Explain below.	<input type="checkbox"/> Other - explain below.

**NOTIFICATION**  
MAY 28 1997

**Explanation:** Use additional page(s) if necessary. (For section I and Section II.)

Replace wetlands statement (Ref. PR Notices 93-3 and 93-8)  
 Insert signal word (warning) after subheading "Hazards to humans and domestic animals" (Ref. 40 CFR 156.10(h)(2)(I)(A))  
 Set apart "statement of practical treatment" in own subheading (Ref. EPA label review manual CH 8 PG 15-16)

**Section III**

**1. Material This Product Will Be Packaged In:**

Child-Resistant Packaging <input type="checkbox"/> Yes* <input type="checkbox"/> No	Unit Packaging <input type="checkbox"/> Yes <input type="checkbox"/> No If "Yes," Unit Package wgt. _____ No. per container _____	Water Soluble Packaging <input type="checkbox"/> Yes <input type="checkbox"/> No If "Yes," Package wgt. _____ No. per container _____	2. Type of Container <input type="checkbox"/> Metal <input type="checkbox"/> Plastic <input type="checkbox"/> Glass <input type="checkbox"/> Paper <input type="checkbox"/> Other (Specify) _____
---	--	--	--

\* Certification must be submitted.

3. Location of Net Contents Information <input type="checkbox"/> Label <input type="checkbox"/> Container	4. Size(s) of Retail Container _____	5. Location of Label Directions <input type="checkbox"/> On Label <input type="checkbox"/> On Labeling accompanying product
6. Manner In Which Label Is Affixed To Product <input type="checkbox"/> Lithograph <input type="checkbox"/> Other (_____) <input type="checkbox"/> Paper glued <input type="checkbox"/> Stenciled		

**Section IV**

**1. Contact Point (Complete items directly below for identification of individual to be contacted, if necessary, to process this application)**

Name <p style="text-align: center;">James M. Pearce</p>	Title <p style="text-align: center;">Compliance Manager</p>	Telephone No. (Include Area Code) <p style="text-align: center;">919-756-1126</p>
--	--	--

**Certification**

I certify that the statements I have made on this form and all attachments thereto are true, accurate and complete. I acknowledge that any knowingly false or misleading statement may be punishable by fine or imprisonment or both under applicable law.

2. Signature 	3. Title <p style="text-align: center;">Compliance Manager</p>	6. Date Application Received (Stamped)  _____
4. Typed Name <p style="text-align: center;">James M. Pearce</p>	5. Date <p style="text-align: center;">5-5-97</p>	

2 4 6

# KLEEN-TAC

Tobacco Sucker Control Agent

# '85'

ACTIVE INGREDIENTS

n-OCTANOL (Fatty Alcohol C <sub>8</sub> ) .....	38.3% 35.5 %
n-DECANOL (Fatty Alcohol C <sub>10</sub> ) .....	16.7% 49.5 %
INERT INGREDIENTS .....	15.0%
TOTAL .....	100.0%

Weight of Active Ingredients: 6.01 lb. per gallon  
 Formulated from a fatty alcohol mixture that typically contains:  
 C<sub>6</sub> - 1.0%; C<sub>8</sub> - 41.0%; C<sub>10</sub> - 57.0%; C<sub>12</sub> - 0.8%  
 Linear Fatty Alcohols

**NOTIFICATION**

MAY 28 1991

**KEEP OUT OF REACH OF CHILDREN  
WARNING/AVISO**

Si usted no entiende la etiqueta, busque a alguien para que se la explique a usted en detalle.  
(If you do not understand the label, find someone to explain it to you in detail.)

Do Not Inhale Mist, Avoid Contact with Eyes, Skin, and Clothing.  
See Side Panel For Additional Precautionary Statements.

MANUFACTURED BY:  
**COASTAL CHEMICAL CORPORATION**  
GREENVILLE, NORTH CAROLINA

E.P.A Reg. No. 5549-74

E.P.A. Est. No. 5549-NC-1

NET CONTENTS: 5 GALLONS



**PRECAUTIONARY STATEMENTS  
HAZARDS TO HUMANS AND DOMESTIC ANIMALS**

**WARNING/AVISO:** Causes eye irritation. Do not get in eyes, on skin, or on clothing. Harmful if swallowed. Avoid inhalation of mist. ~~In case of eye contact, flush thoroughly with water for at least 15 minutes. Call a physician.~~

**STATEMENT OF PRACTICAL TREATMENT**

- If In Eyes:** Flush thoroughly with water for at least 15 minutes. If irritation persists, seek medical attention immediately.
- If On Skin:** Wash with plenty of soap and water. If irritation develops, seek medical attention.
- If Swallowed:** Call a physician immediately. Induce vomiting only at the instruction of a physician. Never give anything by mouth to an unconscious person.
- If Inhaled:** Remove to fresh air. If not breathing, give artificial respiration and seek medical attention immediately.

**PERSONAL PROTECTIVE EQUIPMENT**

Some materials that are chemical-resistant to this product are listed below. If you want more options, follow the instructions for category C on an EPA chemical resistance category selection chart.

Applicators and other handlers must wear:

- Long-sleeved shirt and long pants
- Chemical-resistant gloves, such as Barrier Laminate, Butyl Rubber, Nitrile Rubber, Neoprene Rubber, Polyvinyl Chloride (PVC) or viton
- Shoes plus socks
- Protective eyewear

Discard clothing and other absorbent materials that have been drenched or heavily contaminated with this product's concentrate. Do not reuse them. Follow manufacturer's instructions for cleaning, maintaining PPE. If no such instructions for washables, use detergent and hot water. Keep and wash PPE separately from other laundry.

When handlers use closed systems, enclosed cabs, or aircraft in a manner that meets the requirements listed in the Worker Protection Standard (WPS) for agricultural pesticides [40 CFR 170.240 (d) (4-6)], the handler PPE requirements may be reduced or modified as specified in the WPS.

**USER SAFETY RECOMMENDATIONS:**

Users should:

- Wash hands before eating, drinking, chewing gum, using tobacco or using the toilet
- Remove clothing immediately if pesticide gets inside. Then wash thoroughly and put on clean clothing.
- Remove PPE immediately after handling this product. Wash the outside of gloves before removing. As soon as possible, wash thoroughly and change into clean clothing.


**ENVIRONMENTAL HAZARDS**

~~Keep out of lakes, ponds, and streams.~~ Do not apply directly to water, or to areas where surface water is present or to intertidal areas below the mean high water mark. Do not contaminate water by cleaning of equipment or disposal of wastes. Do not apply this product through any type of irrigation system.

**DIRECTIONS FOR USE**

It is a violation of Federal Law to use this product in a manner inconsistent with its labeling.

Do not apply this product in a way that will contact workers or other persons, either directly or through drift. Only protected handlers may be in the area during application. For any requirements specific to your State or Tribe, consult the agency responsible for pesticide regulation.



### AGRICULTURAL USE REQUIREMENTS

Use this product only in accordance with its labeling and with the Worker Protection Standard, 40 CFR part 170. This Standard contains requirements for the protection of agricultural workers on farms, forests, nurseries, and greenhouses, and handlers of agricultural pesticides. It contains requirements for training, decontamination, notification, and emergency assistance. It also contains specific instructions and exceptions pertaining to the statements on this label about personal protective equipment (PPE) and restricted-entry interval. The requirements in this box only apply to uses of this product that are covered by the Worker Protection Standard.

**DO NOT enter or allow worker entry into treated areas during the restricted entry interval (REI) of 24 hours.**


PPE required for early entry to treated areas that is permitted under the Worker Protection Standard and that involves contact with anything that has been treated, such as plants, soil, or water, is:

- Coveralls
- Chemical-resistant gloves, such as Barrier Laminate, Butyl Rubber, Nitrile Rubber, Neoprene Rubber, Polyvinyl Chloride (PVC) or viton
- Shoes plus socks
- Protective eyewear

### STORAGE AND DISPOSAL

**PESTICIDE DISPOSAL:** Do not contaminate water, food, or feed by storage or disposal. Wastes resulting from the use of this product may be disposed of on site or at an approved waste disposal facility.

**CONTAINER DISPOSAL:** Triple rinse. Then offer for recycling or reconditioning, or puncture and dispose of in a sanitary landfill, or incineration, or, if allowed by state and local authorities, by burning. If burned, stay out of smoke.



**KLEEN-TAC '85'** is carefully balanced combination of active ingredients and wetting agents to be used for the control of sucker growth on Burley, Flue-Cured, Dark, Maryland, and Cigar Tobacco. The concentrated product is diluted with water to form a creamy emulsion which is then applied as a course spray. The emulsion is effective only when it comes in direct contact with suckers; therefore, the material is applied so that maximum contact is made with the suckers.

### WHEN TO APPLY

**KLEEN-TAC '85'** can be applied before or after topping. Best results are usually obtained by spraying the tobacco with **KLEEN-TAC '85'** before topping, in early to late button stage, and then topping the tobacco within a few days, removing any suckers that were missed. If you top the tobacco plants before spraying, remove any suckers over one inch in length as you top and apply **KLEEN-TAC '85'** one or two days after topping. Because **KLEEN-TAC '85'** is a contact type agent, it is necessary to straighten any plants that are leaning so that the emulsion flows down the stalk and evenly contacts each sucker.

**KLEEN-TAC '85'** can be applied any time during the day. However, for best results it is recommended that you wait until the dew dries before spraying. Do not spray after the leaves begin to close in the evening. Because the underside of the leaves may be injured by contact with **KLEEN-TAC '85'** do not apply when the wind is high enough to turn top leaves over. Do not apply during rain or when plants are wet. If, however, it rains after **KLEEN-TAC '85'** has been on the plants for over an hour, you should not have to apply **KLEEN-TAC '85'** again.

### HOW MUCH TO APPLY

- FLUE-CURED:** For Power Sprayer - use 1 1/2 - 2 gallons in 50 gallons of water.  
For Hand Sprayer - use 4-5 ounces per gallon of water.
- BURLEY:** For Power Sprayer - use 1 3/4 - 2 gallons in 50 gallons of water.  
For Hand Sprayer - use 4-5 ounces per gallon of water.
- DARK:** Use 6-8 ounces per gallon of water to apply with hand sprayer.
- CIGAR:** Use 4-5 ounces per gallon of water to apply with hand sprayer.
- MARYLAND:** Use 4 - 4 1/2 ounces per gallon of water to apply with hand sprayer.


When applied by hand, 1 gallon of diluted **KLEEN-TAC '85'** will treat approximately 190 plants. If a power sprayer is used. 40-60 gallons of diluted product should be applied per acre of tobacco.

### HOW TO APPLY

The diluted emulsion is most easily prepared by adding the required amount of **KLEEN-TAC '85'** to your spray tank and then by adding the water. In order to obtain the best results, it is important that the water be added to the **KLEEN-TAC '85'** rather than **KLEEN-TAC '85'** to the water.

If you use a hand-held or back-pack sprayer, the diluted emulsion should be applied at a rate of 2/3 to 1 ounce per plant (or enough to insure run down to the bottom of the plant). A course spray is recommended, directed downward at the top of the stalk from 6-8 inches above the top leaves. Very little tank pressure is required. and in no case should more than about 20 pounds be used.

When applied with power equipment, three nozzles per row should be used (TG-3 full-cone tips, or equivalent is satisfactory). Replacing the center TG-3 nozzle with a TG-5 full-cone nozzle, which provides more spray solution down the stalk, is also recommended. One nozzle should be directed downward over the center of the row and one should be 9 inches on either side directed at or slightly above the top of the stalk. The diluted **KLEEN-TAC '85'** should be applied to the tobacco as a course spray from a height of 12-16 inches above the stalk. It is recommended that boom pressure be kept at 20-25 lbs. and should never exceed 25 lbs. By using the recommended spray tips, spraying at approximately 20 lbs. of pressure, and operating at a tractor speed of 2 1/2 - 3 mph, you will apply approximately 50 gallons of diluted emulsion per acre of tobacco.



### HOW OFTEN TO APPLY

In many cases a single application of **KLEEN-TAC '85'** is satisfactory to control both primary and secondary suckers. If secondary sucker growth appears vigorous, a second treatment 5-7 days after the initial treatment may be advantageous. Some growers of Burley, Flue-Cured, and Dark tobacco may favor a dual treatment using **KLEEN-TAC '85'** first (at the early button stage) followed 1-2 weeks later with a systemic sucker control agent (maleic hydrazide) used in accordance with manufacturer's instruction. If this dual treatment is used on Burley or Flue-Cured tobacco, an application rate of 1 1/2 - 2 gallons of **KLEEN-TAC '85'** in 50 gallons of water is adequate. If this dual treatment is used on Dark tobacco, **KLEEN-TAC '85'** should be used at the rate of 6-8 ounces per gallon of water to apply by hand sprayer.

**NOTE:** If allowed to stand for extended periods of time, the diluted emulsion may separate. Always remember to mix well immediately prior to use.

It is recommended that **KLEEN-TAC '85'** not be mixed with other chemicals or applied to tobacco plants which have recently been treated with other chemical. Be sure that all spray equipment has been carefully rinsed out prior to using.

In Burley tobacco, during prolonged periods of high heat and humidity or under other conditions which might favor the spread of hollow stalk or stem rot diseases, delay application of **KLEEN-TAC '85'** until these conditions pass.

#### ~~SPECIAL LOCAL NEEDS PURSUANT TO SECTION 24(C) OF AMENDED FIFRA DIRECTIONS FOR USE:~~

Crop	State	SLN No.
Tobacco	North Carolina	NC-910013
Tobacco	South Carolina	SC-910007
Tobacco	Virginia	VA-910009

### LATE SEASON APPLICATION

To avoid application of more than the labeled rate or Maleic Hydrazide and/or to avoid reapplying Maleic Hydrazide late in the season when initial sucker control starts to break down, apply Kleen-Tac '85' 3-4 weeks after Maleic Hydrazide application. This late application should be made when suckers are less than one inch in length or when suckers more than one inch in length have been removed by hand.

Late application of Kleen-Tac '85' involves the use of 5% Kleen-Tac '85' applied 3-4 weeks after MH application.

Flue-Cured:	For Power Sprayer	Use 2-1/2 gallons in 47-1/2 gallons of water.
	For Hand Sprayer	Use 6-7 ounces per gallon of water.

When applied by hand, 1 gallon of diluted Kleen-Tac '85' will treat approximately 190 plants. If a power sprayer is used, 40-60 gallons of diluted product should be applied per acre of tobacco.

In order for this late application treatment to be effective, Kleen-Tac '85' should be applied when suckers are less than one inch or when suckers longer than one inch have been removed by hand. Because Kleen-Tac '85' is a contact type agent, it is necessary to evenly apply the material so that maximum contact is made with the suckers.

**NOTICE:** The concentrations and application techniques recommended above have been found to control suckers with little or no leaf injury. Concentrations, application rates, sprayer pressures, and time of application other than those recommended by lead to inadequate sucker control and/or injury to the tender upper leaves of the plant. Neither **COASTAL CHEMICAL CORPORATION** nor the seller, makes any representation of warranty, expressed or implied, as to this product other than that contained on the label thereof, and the buyer assumes all responsibility of personal injury, property damage, or other loss resulting from use, handling, or storage of the product, and accepts and uses the material on these conditions.

