

09/23/2008

Kaila Moran  
Amvac Chemical Corporation  
D/B/A Amvac  
4695 MacArthur Court, Suite 1250  
Newport Beach, CA 92660-1706

SEP 23 2008

Subject: Updated Spray Drift Language for Pyrethroid  
Agricultural Use Product as per EPA letter dated February 21, 2008

Dear Kaila Moran:

The Agency is in receipt of your Applications for Pesticide Notification dated July 22, 2008 for the product Discipline 2EC (EPA Reg. No. 5481-517).

Registration Division (RD) has conducted a review of this request for it applicability under PRN 98-10 and finds that the action(s) requested fall within the scope of PRN 98-10. The labels submitted with the applications has been stamped "Notification" and will be placed in our records.

Note under Buffer Zones the correct webmail address is: [www.in.nrcs.usda.gov/technical/agronomy/newconbuf.pdf](http://www.in.nrcs.usda.gov/technical/agronomy/newconbuf.pdf). Also note "streams" should read "permanent streams" and "ponds" should read "natural ponds". Also, you have left out the statement for "Buffer Zones for Ground Application". Please incorporate.


If you have any questions, please call me at (703) 305-6100.

Sincerely,

*on* *Regina Fauschi-Smith*  
George T. LaRocca  
Product Manager 13  
Insecticide Branch  
Registration Division (7505P)

Enclosure

9/39

 <p>United States <b>Environmental Protection Agency</b> Washington, DC 20460</p>	<input type="checkbox"/> Registration <input checked="" type="checkbox"/> Amendment <input type="checkbox"/> Other	OPP Identifier Number
--	--	-----------------------

### Application for Pesticide - Section I

1. Company/Product Number <p style="text-align: center;">5481-517</p>	2. EPA Product Manager <p style="text-align: center;">George LaRocca</p>	3. Proposed Classification <input type="checkbox"/> None <input checked="" type="checkbox"/> Restricted
4. Company/Product (Name) <p style="text-align: center;">Discipline 2EC</p>	PM#	
5. Name and Address of Applicant (Include Zip Code) Amvac Chemical Corporation 4695 MacArthur Court, Suite 1250 Newport Beach, CA 92660  <input type="checkbox"/> Check if this is a new address		6. Expedited Review. In accordance with FIFRA Section 3(c)(3)(b)(i), my product is similar or identical to the following labeling to: <b>NOTIFICATION</b> EPA Reg. No. <u>                    SEP 23 2008                    </u>  Product Name <u>                    - - -                    </u>

### Section - II

<input checked="" type="checkbox"/> Amendment - Explain below	<input type="checkbox"/> Final printed labels in response to Agency letter dated _____
<input type="checkbox"/> Resubmission in response to Agency letter dated _____	<input type="checkbox"/> "Me Too" Application
<input type="checkbox"/> Notification - Explain below	<input type="checkbox"/> Other - Explain below

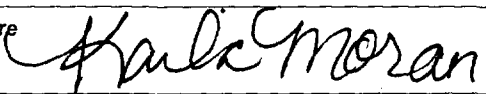
Explanation: Use additional page(s) if necessary. (For Section I and Section II.)

Label Amendment for Implementation of Updated Spray Drift Language for Pyrethroid Agricultural Use Products. I certify that the only changes made on the label are those necessary to comply with EPA's letter of February 21, 2008.

### Section - III

1. Material This Product Will Be Packaged In:			
Child-Resistant Packaging <input type="checkbox"/> Yes* <input type="checkbox"/> No	Unit Packaging <input type="checkbox"/> Yes <input type="checkbox"/> No  * <b>Certification must be submitted</b>	Water Soluble Packaging <input type="checkbox"/> Yes <input type="checkbox"/> No  If "Yes" Package wt.      No. per container	2. Type of Container <input type="checkbox"/> Metal <input type="checkbox"/> Plastic Drum <input type="checkbox"/> Glass <input type="checkbox"/> Paper <input type="checkbox"/> Other (Specify) _____
3. Location of Net Contents Information <input type="checkbox"/> Label <input type="checkbox"/> Container		4. Size(s) Retail Container	5. Location of Label Directions <input type="checkbox"/> On Label <input type="checkbox"/> On Labeling accompanying product
6. Manner in Which Label is Affixed to Product <input type="checkbox"/> Lithographed <input type="checkbox"/> Stenciled <input type="checkbox"/> Paper glued <input type="checkbox"/> Other _____			

### Section - IV

1. Contact Point (Complete items directly below for identification of individual to be contacted, if necessary, to process this application.)		
Name <p style="text-align: center;">Kaila Moran</p>	Title <p style="text-align: center;">Product Manager</p>	Telephone No. (Include Area Code) <p style="text-align: center;">949-221-6108</p>
Certification I certify that the statements I have made on this form and all attachments thereto are true, accurate and complete. I acknowledge that any knowingly false or misleading statement may be punishable by fine or imprisonment or both under applicable law.		8. Date Application Received (Stamped)
2. Signature 	3. Title <p style="text-align: center;">Product Manager</p>	
4. Typed Name <p style="text-align: center;">Kaila Moran</p>	5. Date <p style="text-align: center;">29-Aug-2008</p>	



3/39

29 August 2008

Mr. George LaRocca  
Office of Pesticide Programs (7504P)  
U.S. Environmental Protection Agency  
One Potomac Yard  
2777 S. Crystal Drive  
Arlington, VA 22202

**Subject: Label Amendment to Implement Updated Spray Drift Language for Bifenthrin  
Agricultural Use Products:  
Discipline 2EC (EPA Reg. No. 5481-517)  
Response to EPA letter dated February 21, 2008**

Dear George,

This is to request the Agency's approval of proposed labeling for the subject product in response to the Agency's letter dated February 21, 2008 requesting implementation of updated spray drift language for pyrethroid agricultural use products.


In support of this submission the following documents have been enclosed:

- Registration Application (EPA Form 8570-1)
- Five copies of proposed product labeling (Ref. No. 551-20080829r9), including one highlighted copy noting the changes

If you have any questions or require additional information, please do not hesitate to contact me at 949-221-6108 or [kailam@amvac-chemical.com](mailto:kailam@amvac-chemical.com). Thank you for your time and attention with this submission.

Best regards,

Kaila Moran  
Product Manager



4/39

**RESTRICTED USE PESTICIDE**  
**Toxic to Fish and Aquatic Organisms**  
For retail sale to and use only by Certified Applicators, or persons under their direct supervision, and only for those uses covered by the Certified Applicator's certification.

## DISCIPLINE® 2EC

For use on artichokes, beans, brassicas, caneberries, canola, citrus, corn, cotton, crambe, cucurbits, eggplant, head lettuce, hops, pears, peas, peppers, rapeseed, spinach and tomatoes to control a range of insects and mites.

**ACTIVE INGREDIENT:**

**Bifenthrin**

(2 methyl[1,1'-biphenyl]-3-yl) methyl 3-(2-chloro-3,3,3-trifluoro-1-propenyl)-  
2,2-dimethyl-cyclopropanecarboxylate\* .....25.1%

**INERT INGREDIENTS\*\*** .....74.9%

**TOTAL** .....100.0%

Contains petroleum distillate

\*Cis isomers 97% minimum, trans isomers 3% maximum.

\*\*Contains xylene range aromatic solvents.

This product contains 2 pounds active ingredient per gallon.

ALL WEATHER FORMULA

### NOTIFICATION

SEP 23 2008

## KEEP OUT OF REACH OF CHILDREN WARNING - AVISO

This label must be in the possession of the user at the time of application.  
See other panels for additional precautionary information.

Si usted no entiende la etiqueta, busque a alguien para que se la explique a usted en detalle. (If you do not understand the label, find someone to explain it to you in detail.)

EPA Reg. No. 5481-517

EPA Est. No. 5481-AL-1

Net Weight:

As Marked on Container

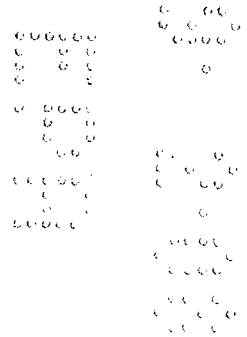
Made in U.S.A.



4100 E. Washington Blvd.

Los Angeles, CA 90023 U.S.A

1-323-264-3910 • www.amvac-chemical.com



<b>FIRST AID</b>	
<b>If swallowed</b>	<ul style="list-style-type: none"> <li>• Call a poison control center or doctor immediately for treatment advice.</li> <li>• Do not give any liquid to the person.</li> <li>• Do not induce vomiting unless told to do so by the poison control center or doctor.</li> <li>• Do not give anything by mouth to an unconscious person.</li> </ul>
<b>If inhaled</b>	<ul style="list-style-type: none"> <li>• Move person to fresh air.</li> <li>• If person is not breathing, call 911 or an ambulance, then give artificial respiration, preferably by mouth-to-mouth, if possible.</li> <li>• Call a poison control center or doctor for further treatment advice.</li> </ul>
<b>If in eyes</b>	<ul style="list-style-type: none"> <li>• Hold eye open and rinse slowly and gently with water for 15-20 minutes.</li> <li>• Remove contact lenses, if present, after the first 5 minutes, then continue rinsing eye.</li> <li>• Call a poison control center or doctor for treatment advice.</li> </ul>
<b>If on skin or clothing</b>	<ul style="list-style-type: none"> <li>• Take off contaminated clothing.</li> <li>• Rinse skin immediately with plenty of water for 15-20 minutes.</li> <li>• Call a poison control center or doctor for treatment advice.</li> </ul>
<b>EMERGENCY INFORMATION</b>	
<p>Have the product container or label with you when calling a poison control center or doctor, or going for treatment.</p> <p>FOR THE FOLLOWING EMERGENCIES, PHONE 24 HOURS A DAY:</p> <p>Transportation: CHEMTREC.....1-800-424-9300</p> <p>Other: AMVAC.....1-323-264-3910</p>	
<b>NOTE TO PHYSICIAN</b>	
<p>This product is a pyrethroid. If large amounts have been ingested, the stomach and intestine should be evacuated. Treatment is symptomatic and supportive. Digestible fats, oils, or alcohol may increase absorption and so should be avoided. Contains petroleum distillate – vomiting may cause aspiration pneumonia.</p>	

**PRECAUTIONARY STATEMENTS**

**HAZARDS TO HUMANS AND DOMESTIC ANIMALS**

**WARNING:** May be fatal if swallowed. Harmful if inhaled, or absorbed through skin. Causes moderate eye irritation. Avoid breathing vapor or spray mist. Avoid contact with skin, eyes or clothing. Wash thoroughly with soap and water after handling and before eating, drinking, or using tobacco. Remove contaminated clothing and wash clothing before reuse.

**PERSONAL PROTECTIVE EQUIPMENT (PPE)**

Some materials that are chemical-resistant to this product are listed below. If you want more options, follow the instructions for category E on an EPA chemical resistance category selection chart.

**Handlers who may be exposed to the dilute through application or other tasks must wear:**

- Long-sleeved shirt and long pants.
- Chemical-resistance gloves, such as Barrier Laminate or Nitrile Rubber or Neoprene Rubber or Viton.
- Shoes plus socks.

**Handlers who may be exposed to the concentrate through mixing, loading, application or other tasks must wear:**

- Long-sleeved shirt and long pants.
- Chemical-resistance gloves, such as Barrier Laminate or Nitrile Rubber or Neoprene Rubber or Viton.
- Shoes plus socks, and
- Protective eyewear.

Discard clothing and other absorbent materials that have been drenched or heavily contaminated with this product's concentrate. Do not reuse them. Follow manufacturer's instructions for cleaning/maintaining PPE. If no such instructions for washables, use detergent and hot water. Keep and wash PPE separately from other laundry.

### User Safety Recommendations

Users should:

- Wash hands before eating, drinking, chewing gum, using tobacco or using the toilet.
- Remove clothing immediately if pesticide gets inside. Then wash thoroughly and put on clean clothing.

### ENVIRONMENTAL HAZARDS

This pesticide is extremely toxic to fish and aquatic invertebrates. Use with care when applying in areas adjacent to any body of water. Do not apply directly to water, to areas where surface water is present or to intertidal areas below the mean high water mark. Do not make applications when weather conditions favor drift from treated areas. Drift and runoff from treated areas may be hazardous to aquatic organisms in neighboring areas. Do not contaminate water when disposing of equipment washwaters.

This product is highly toxic to bees exposed to direct treatment or residues on blooming crops or weeds. Do not apply this product or allow it to drift to blooming crops or weeds if bees are visiting the treatment area.

The use of bifenthrin is prohibited in areas that may result in exposure of endangered species to bifenthrin. Prior to use in a particular county contact the local extension service for procedures and precautions to use to protect endangered species.

### PHYSICAL AND CHEMICAL HAZARDS

Do not use or store near heat or open flame.

---

### DIRECTIONS FOR USE

---

It is a violation of Federal law to use this product in a manner inconsistent with its labeling.

Do not apply this product in a way that will contact workers or other persons, either directly or through drift. Only protected handlers may be in the area during application. For any requirements specific to your State or Tribe, consult the agency responsible for pesticide regulation.

**Pest Resistance:** Pests have demonstrated the ability to develop resistance to continual use of the same product or to products with a similar mode of action. In order to avoid conditions which favor development of pest resistance, follow established resistance management guidelines in your geography as recommended by state agricultural extension personnel and crop consultants. ~~If product performance diminishes and pest resistance is suspected to have developed in your geography, and specifically on your crop, repeated use of this product may not adequately control the target pest. As soon as practical, contact your local crop consultant, agricultural advisor, or company representative to obtain information on alternative pest management strategies in your geography.~~

### AGRICULTURAL USE REQUIREMENTS

Use this product only in accordance with its labeling and with the Worker Protection Standard, 40 CFR part 170. This Standard contains requirements for the protection of agricultural workers on farms, forests, nurseries, and greenhouses, and handlers of agricultural pesticides. It contains requirements for training, decontamination, notification, and emergency assistance. It also contains specific instructions and exceptions pertaining to the statements on this label about personal protective equipment (PPE), and restricted-entry interval. The requirements in this box only apply to uses of this product that are covered by the Worker Protection Standard.

Do not enter or allow worker entry into treated areas during the restricted entry interval (REI) of 12 hours.

PPE required for early entry to treated areas that is permitted under the Worker Protection Standard and that involves contact with anything that has been treated, such as plants, soil, or water, is:

- Coveralls,
- Chemical-resistant gloves, such as Barrier Laminate or Nitrile Rubber or Neoprene Rubber or Viton, and
- Shoes plus socks.

7/39

### CHEMIGATION USE DIRECTIONS

Apply this product only through sprinkler including center pivot, lateral move, end tow, side (wheel) roll, traveler, big gun, solid set, or hand move irrigation systems. Do not apply this product through any other type of irrigation system. Do not connect an irrigation system (including greenhouse systems) used for pesticide application to a public water system.

For Low Energy Precision Application (LEPA) irrigation a minimum of 0.75 inch of water per acre is recommended. Where non-emulsified oils are used as the diluent, 1 to 2 pints per acre is recommended.

Results from utilizing chemigation have been variable and depend upon the set up and calibration of equipment. Crop injury, lack of effectiveness, or illegal residues in the crop can result from non-uniform distribution of treated water. Contact your State Agricultural Extension Service specialists, equipment manufacturers or other experts for consultation on the suitability of the equipment set up to obtain effective control of the target insect pests.

A person knowledgeable of the chemigation system and responsible for its operation, or under the supervision of the responsible person, shall shut the system down and make necessary adjustments should the need arise. Failure to cease application during a mechanical stoppage may result in undesirable residues to adjacent areas.

The system must contain a functional check valve, vacuum relief valve, and low pressure drain, appropriately located on the irrigation pipeline to prevent water source contamination from backflow.

The pesticide injection pipeline must contain a functional, automatic, quick-closing check valve to prevent the flow of fluid back toward the injection pump.

The pesticide injection pipeline must also contain a functional, normally closed, solenoid-operated valve located on the intake side of the injection pump and connected to the system interlock to prevent fluid from being withdrawn from the supply tank when the irrigation system is either automatically or manually shut down.

The system must contain functional interlocking controls to automatically shut off the pesticide injection pump when the water pump motor stops.

The irrigation line or water pump must include a functional pressure switch which will stop the water pump motor when the water pressure decreases to the point where pesticide distribution is adversely affected.

~~Systems must use a metering pump, such as a positive displacement injection pump (e.g., diaphragm pump) effectively designed and constructed of materials that are compatible with pesticides and capable of being fitted with a system interlock.~~

Do not apply when wind speed favors drift beyond the area intended for treatment. Product should be applied continuously for the duration of the water application. Product should be diluted in sufficient volume to ensure accurate application over the area to be treated. When using chemigation, a minimum of 0.5 inch per acre of irrigation water is recommended. Agitation generally is not required when a suitable diluent is used. A diluent test should be conducted to ensure that phase separation will not occur during dilution and application. Failure to achieve a uniform dilution throughout the time of application may result in undesirable residues or less than desirable control.

### Rotational Crops

Crops for which bifenthrin tolerances exist may be rotated at any time. All other crops may be rotated 30 days following the final application of bifenthrin.

**Tank-Mixture**

Product may be applied in tank mixtures with other products approved for use on registered crops. Observe all restrictions and precautions which appear on the labels of these products. Test for compatibility of products before mixing.

**Application Instructions**

Rate of application is variable according to pest pressure, timing of sprays, and field scouting. Use lower rates under light to moderate infestations; higher rates under heavy insect pressure and for mite control. Arid climates generally require higher rates.

Cultivation within 10 feet of a water body is prohibited to allow for the growth of a vegetated filter strip.

In **New York State** this product may not be applied within 100 feet (using ground equipment) to 300 feet (using aerial equipment) of coastal marshes or streams that drain into coastal marshes.

**Buffer Zones**

**Vegetative Buffer Strip**

Construct and maintain a minimum 10-foot-wide vegetative filter strip of grass or other perennial vegetation between the field edge and down gradient aquatic habitat (such as, but not limited to, lakes; reservoirs; rivers; permanent streams; marshes or natural ponds; estuaries; and commercial fish farm ponds).

Only apply products containing bifenthrin onto fields where a maintained vegetative buffer strip of at least 10 feet exists between the field and down gradient aquatic habitat.

For guidance, refer to the following publication for information on constructing and maintaining effective buffers: *Conservation Buffers to Reduce Pesticide Losses. Natural Resources Conservation Services. USDA, NRCS. 2000. Fort Worth, Texas. 21 pp. <http://www.in.csusda/v/technical/agronom/newconbuf.pdf>*

**Buffer Zone for ULV Aerial Application**

Do not apply within 450 feet of aquatic habitats (such as, but not limited to, lakes, reservoirs, rivers, streams, marshes, ponds, estuaries, and commercial fish ponds).

**Buffer Zone for Non-ULV Aerial Application**

Do not apply within 150 feet of aquatic habitats (such as, but not limited to, lakes, reservoirs, rivers, streams, marshes, ponds, estuaries, and commercial fish ponds).

---

**Spray Drift Requirements**

**Wind Direction and Speed**

Only apply this product if the wind direction favors on-target deposition.  
Do not apply when the wind velocity exceeds 15 mph.

**Temperature Inversion**

Do not make aerial or ground applications into temperature inversions.

Inversions are characterized by stable air and increasing temperatures with height above the ground. Mist or fog may indicate the presence of an inversion in humid areas. The applicator may detect the presence of an inversion by producing smoke and observing a smoke layer near the ground surface.

**Droplet Size**

Use spray nozzles producing medium or coarse droplet sizes (for ground and non-ULV aerial application) according to ASAE (S572) definition for standard nozzles. In conditions of low humidity and high temperatures, applicators should use a coarser droplet size.

**Additional Requirements for Ground Applications**

Wind speed must be measured adjacent to the application site on the upwind side, immediately prior to application.



9/39

For ground boom applications, apply using a nozzle height of no more than 4 feet above the ground or crop canopy.

For airblast applications, turn off outward pointing nozzles at row ends and when spraying the outer two rows. To minimize spray loss over the top in orchard applications, spray must be directed into the canopy.

**Additional Requirements for Aerial Applications**

The spray boom should be mounted on the aircraft as to minimize drift caused by wingtip or rotor vortices. The minimum practical boom length should be used and must not exceed 75% of the wing span or 80% rotor diameter.

Flight speed and nozzle orientation must be considered in determining droplet size.

Spray must be released at the lowest height consistent with pest control and aerial applicator safety. Do not release spray at a height greater than 10 feet above the crop canopy unless a greater height is required for applicator safety.

When applications are made with a cross-wind, the swath will be displaced downwind. The applicator must compensate for this displacement at the downwind edge of the application area by adjusting the path of the aircraft upwind.

<b>COTTON</b> (For use in California see 'California Use Directions' section of this label)		
<b>PEST</b>	<b>Dosage</b>	
	<b>LB A/A</b>	<b>FL OZ/A</b>
European Corn Borer Soybean (Banded) Thrips Tobacco Thrips	0.02-0.10	1.3-6.4
Boll Weevil Bollworm Cabbage Looper Cotton Aphid Cotton Fleahopper Cotton Leafperforator Cutworm Fall Armyworm Plant Bug Saltmarsh Caterpillar Southern Garden Leafhopper	0.04-0.10	2.6-6.4
Stink Bug Tobacco Budworm Whitefly Yellow Striped Armyworm		
Beet Armyworm Carmine Spider Mite Lygus spp. Pink Bollworm Twospotted Spider Mite	0.06-0.10	3.8-6.4
<p><b>REMARKS-Cotton</b>            Product may be applied in water or refined vegetable oil (soybean/cottonseed).  <b>Application in Water:</b> Apply in a minimum of 5 gallons per acre with ground equipment or 1 gallon per acre by aircraft. When applying by air, 1 quart of emulsified oil may be substituted for one quart of water in the finished spray.  <b>ULV Application:</b> Apply the recommended rate of this product in refined vegetable oil in a minimum of 1 quart of finished spray per acre with aircraft calibrated to give adequate coverage.  <b>To Control Boll Weevil:</b> Apply product at an interval of 3 to 4 days until pest numbers are reduced to acceptable levels.  <b>To Control Mites and Aphids:</b> Apply when pests first appear. Repeat as necessary to maintain control. Higher rates will be required once a damaging threshold is established.</p>		

10/39

**RESTRICTIONS-Cotton**

Do not apply more than 0.5 pound active per acre per season.  
 Do not apply within 14 days of harvest.  
 Do not graze livestock in treated areas or cut treated crops for feed.  
 Do not make more than 10 synthetic pyrethroid applications (of one product or combination of products) to a cotton crop in one growing season. Synthetic pyrethroid products include Ambush<sup>®</sup>, Ammo<sup>®</sup>, Asana<sup>®</sup> XL, Baythroid<sup>®</sup>, Capture<sup>®</sup>, Danitol<sup>®</sup>, Karate<sup>®</sup>, Mustang<sup>®</sup>, Pounce<sup>®</sup> and Scout X-TRA<sup>®</sup>.

**FIELD CORN (GRAIN AND SILAGE), POPCORN, FIELD CORN GROWN FOR SEED (AT PLANT USE)** (For use in California see 'California Use Directions' section of this label)

PEST	DOSAGE			
	LB AI/A	FL OZ/A		
Corn Rootworm Larvae Northern Southern Western	0.0046 pound active per 1,000 linear feet of row	0.30 fluid ounces per 1,000 linear feet of row		
Army Cutworm Cutworm spp. Grubs Seed Corn Beetle Seed Corn Maggot True Armyworm and Armyworm spp. Wireworm	0.0023 to 0.0046 pound active per 1,000 linear feet of row	0.15 to 0.30 fluid ounces per 1,000 linear feet of row		
Row Spacings (inches)	40	38	36	30
Product (pounds ai per acre)	0.060	0.064	0.069	0.080
Product (formulated ounces per acre)	3.9	4.1	4.4	5.12

**REMARKS**

Apply as a 5 to 7 inch T-band treatment over an open seed furrow. Position the spray nozzle behind the planter shoe, in front of the press wheel centered over the row. Use the table below to determine the product needs per acre. Apply in a minimum of 3 gallons of finished spray per acre. Mix product with water or fertilizer in the following manner. Fill the spray tank approximately one-half full with water or liquid fertilizer, add the proper amount of product, then add the rest of the water or fertilizer. Provide sufficient agitation during mixing and application to maintain a uniform spray mixture. Applications of this product alone or in recommended tank mixtures, in conjunction with in furrow pop-up fertilizers may be used. A jar compatibility test should be performed with appropriate ratio of product and fertilizer to ensure mixture will stay in solution. Constant agitation should be maintained during mixing and application.

**RESTRICTIONS**

Do not apply to soil where there is greater than 30% cover of crop residue remaining.  
 Do not apply within 30 days of harvest.  
 Do not graze livestock in treated area or cut treated crops for feed within 30 days of treatment.  
 Do not apply more than 0.1 pound active per acre per season as an at plant application.

11/39

<b>FIELD CORN (GRAIN AND SILAGE), POPCORN, FIELD CORN GROWN FOR SEED (PRE &amp; PPI)</b>		
<b>PEST</b>	<b>DOSAGE</b>	
	<b>LB AI/A</b>	<b>FL OZ/A</b>
Black Cutworm White Grub Wireworm Seedcorn Maggot Armyworm spp. Common Stalk Borer	0.047-0.062 Pre-Plant incorporated (PPI)	3-4 Pre-Plant Incorporated (PPI)
Black Cutworm Armyworm spp. Common Stalk Borer	0.040 Pre-Emergence (PRE)	2.56 Pre-Emergence (PRE)
<b>REMARKS</b>		
The 3-4oz/A rate must be pre-plant incorporated (PPI) and can be tank-mixed and applied with PPI herbicides. Incorporation of this product into the soil should be close to the intended seed planting depth and no deeper than 3 inches.		
The 2.56 oz/A rate may be applied PRE and can be tank-mixed and applied with PRE herbicides		

<b>FIELD CORN (GRAIN AND SILAGE); POPCORN, FIELD CORN GROWN FOR SEED (FOLIAR USE) (For use in California see 'California Use Directions' section of this label)</b>		
<b>PEST</b>	<b>DOSAGE</b>	
	<b>LB AI/A</b>	<b>FL OZ/A</b>
Aphids Army Cutworm Beet Armyworm Cereal Leaf Beetle Chinch Bug Common Stalk Borer Corn Earworm Corn Rootworm Adult Cucumber Beetle Adult Cutworm spp. European Corn Borer Fall Armyworm Flea Beetle Grasshoppers	0.033-0.10	2.1-6.4

12/39

**FIELD CORN (GRAIN AND SILAGE), POPCORN, FIELD CORN GROWN FOR SEED (FOLIAR USE)** (For use in California see 'California Use Directions' section of this label)

PEST	DOSAGE	
	LB AI/A	FL OZ/A
Greenbug Japanese Beetle Adult Leafhoppers Sap Beetle Southern Armyworm Southern Corn Leaf Beetle Southwestern Corn Borer Stinkbugs Thrips Tarnished Plant Bug True Armyworm and Armyworm spp. Webworms Western Bean Cutworm Yellowstriped Armyworm		
Banks Grass Mite Carmine Mite Twospotted Spider Mite	0.08-0.10	5.12-6.4
Corn Rootworm Larvae - Northern - Southern - Western	0.08-0.10 (Chemigation Use Only)	5.12-6.4 (Chemigation Use Only)

**REMARKS—CORN**

**General:** Apply in a minimum of 2-5 gallons of finished spray per acre by aircraft or in a minimum of 10 gallons per acre with ground equipment. To improve control by aircraft, use 5 gallons of finished spray per acre particularly when initial populations are heavier than normal. When applying by air, 1-2 quarts of emulsified oil may be substituted for 1-2 quarts of water in the finished spray. Thorough coverage is essential to achieve control.

**To control corn ear-attacking pests:** Apply this product just before silking and repeat as necessary to maintain control.

**To control Southwestern Corn Borer and European Corn Borer:** Make initial application for corn borer control at or shortly before egg hatch and repeat as necessary.

**For control of other insect pests:** Apply when pests first appear and repeat as necessary.

**For control of Mites:**

Apply for Banks Grass Mite control when colonies first form prior to leaf damage or discoloration and before dispersal above the bottom third of the plant.

For Two-spotted Spider Mite and Carmine Mite control, apply when colonies first form prior to leaf damage or discoloration and before widespread mite dispersal throughout the canopy.

Higher rates will be necessary for heavier initial populations and corn under heat or drought stress. Field experience with dimethoate at 0.5 lb. active per acre in tank mixture has demonstrated good control under these conditions.

**For Mite control in Texas, New Mexico, Oklahoma, Arizona:** Apply in a minimum of 5 gallons of finished spray per acre by aircraft or in a minimum of 10 gallons per acre with ground equipment.

**To control Corn Rootworm Larvae by chemigation use only:** Apply at or closely following corn rootworm egg hatch in a minimum of 1 inch irrigation water per acre.

13/39

<b>FIELD CORN (GRAIN AND SILAGE), POPCORN, FIELD CORN GROWN FOR SEED (FOLIAR USE)</b> (For use in California see 'California Use Directions' section of this label)		
PEST	DOSAGE	
	LB AI/A	FL OZ/A
<b>RESTRICTIONS—Corn</b>		
Do not apply more than 0.3 pound active per acre per season including pre and ppi, at plant, plus foliar applications.		
Do not apply within 30 days of harvest.		
Do not graze livestock in treated areas or cut treated crops for feed within 30 days of the last application.		
Use of ultra low volume (ULV) application on corn is prohibited.		
Do not make aerial or ground applications to corn if heavy rainfall is imminent.		
Use of this product on corn is prohibited in all coastal counties.		

<b>SWEET CORN</b>				
<b>SWEET CORN GROWN FOR SEED (AT PLANT USE)</b>				
(For use in California see 'California Use Directions' section of this label)				
PEST	DOSAGE			
	LB AI/A	FL OZ/A		
Corn Rootworm Larvae Northern Southern Western	0.0046 pound active per 1,000 linear feet of row	0.30 fluid ounces per 1,000 linear feet of row		
Army Cutworm Cutworm spp. Grubs Seed Corn Beetle Seed Corn Maggot True Armyworm and Armyworm spp. Wireworm	0.0023 to 0.0046 pound active per 1,000 linear feet of row	0.15 to 0.30 fluid ounces per 1,000 linear feet of row		
Row Spacings (inches)	40	38	36	30
Product (pounds ai per acre)	0.060	0.064	0.069	0.080
Product (formulated ounces per acre)	3.9	4.1	4.4	5.12

14/39

**REMARKS**

Apply as a 5 to 7 inch T-band treatment over an open seed furrow. Position the spray nozzle behind the planter shoe, in front of the press wheel centered over the row. Use the table below to determine the product needs per acre. Apply in a minimum of 3 gallons of finished spray per acre. Mix product with water or fertilizer in the following manner. Fill the spray tank approximately one-half full with water or liquid fertilizer, add the proper amount of product, then add the rest of the water or fertilizer. Provide sufficient agitation during mixing and application to maintain a uniform spray mixture. Applications of this product alone or in recommended tank mixtures, in conjunction with in furrow pop-up fertilizers may be used. A jar compatibility test should be performed with appropriate ratio of product and fertilizer to ensure mixture will stay in solution. Constant agitation should be maintained during mixing and application.

**RESTRICTIONS**

Do not apply to soil where there is greater than 30% cover of crop residue remaining.  
 Do not apply within 30 days of harvest.  
 Do not graze livestock in treated area or cut treated crops for feed within 30 days of treatment.  
 Do not apply more than 0.1 pound active per acre per season as an at plant application.

**SWEET CORN**

**SWEET CORN GROWN FOR SEED (FOLIAR USE)**

(For use in California see 'California Use Directions' section of this label)

PEST	DOSAGE	
	LB A/A	FL OZ/A
Aphids	0.033-0.10	2.1-6.4
Army Cutworm		
Beet Armyworm		
Cereal Leaf Beetle		
Chinch Bug		
Common Stalk Borer		
Corn Earworm		
Corn Rootworm Adults		
Cucumber Beetle Adult		
Cutworm spp.		
European Corn Borer		
Fall Armyworm		
Flea Beetle		
Grasshoppers		
Greenbug		
Leafhoppers		
Japanese Beetle Adult		
Sap Beetle		
Southern Armyworm		
Southern Corn Leaf Beetle		
Southwestern Corn Borer		
Stinkbugs		
Thrips		
Tarnished Plant Bug		
True Armyworm and Armyworm spp.		
Webworm		
Western Bean Cutworm		
Yellowstriped Armyworm		
Banks Grass Mite	0.08-0.10	5.12-6.4
Carmine Mite		
Twospotted Spider Mite		
Corn Rootworm Larvae	0.08-0.10	5.12-6.4
- Northern	(Chemigation Use Only)	(Chemigation Use Only)

15/39

**SWEET CORN**  
**SWEET CORN GROWN FOR SEED (FOLIAR USE)**

(For use in California see 'California Use Directions' section of this label)

- Southern
- Western

**REMARKS—Sweet Corn**

**General:** Apply in a minimum of 2 gallons of finished spray per acre by air or in a minimum of 10 gallons per acre with ground equipment. When applying by air, 1-2 quarts of emulsified oil may be substituted for 1-2 quarts of water in the finished spray. Thorough coverage is essential to achieve control.

**To control corn ear-attacking pests:** Apply this product when silking begins and repeat as necessary to maintain control.

**To control Southwestern Corn Borer and European Corn Borer:** Make 2 applications for corn borer control with the initial application at or shortly before egg hatch.

**For control of other insect pests:** Apply when pests first appear and repeat as necessary.

**For control of Mites:**

Apply for Banks Grass Mite control when colonies first form prior to leaf damage or discoloration and before dispersal above the bottom third of the plant.

For Two-spotted Spider Mite and Carmine Mite control, apply when colonies first form prior to leaf damage or discoloration and before widespread mite dispersal throughout the canopy.

Higher rates will be necessary for heavier initial populations and corn under heat or drought stress.

**To control Corn Rootworm Larvae by chemigation use only:** Apply at or closely following corn rootworm egg hatch in a minimum of 1 inch irrigation water per acre.

**RESTRICTIONS—Sweet Corn**

Do not apply more than 0.2 pounds active ingredient (12.8 ounces formulated) per acre per season.

Do not apply within 1 day of harvest.

Do not graze livestock in treated areas or cut treated crops for feed within 1 day of the last application.

Use of ultra low volume (ULV) application on corn is prohibited.

Do not make aerial or ground applications to corn if heavy rainfall is imminent.

Use of this product on corn is prohibited in all coastal counties.

**SUCCULENT PEAS AND BEANS (For use in California see 'California Use Directions' section of this label)**

CROP	PEST	DOSAGE	
		LB/ AI/A	FL OZ/A
Pea (Pisum spp.): Dwarf pea, Edible-pod pea, English pea, Garden pea, Green pea, Snow pea, Sugar snap pea	Flea Beetle	0.025-0.10	1.6-6.4
	Grasshoppers Aster Leafhoppers Leafhoppers		
Pigeon Pea Bean (Phaseolus spp.): Broadbean (succulent) Lima bean (green) Runner bean, Snap bean, Wax bean	Aphids	0.033-0.10	2.1-6.4
	Beet Armyworm		
	Fall Armyworm		
	Southern Armyworm		
	Yellowstriped Armyworm		
	Bean Leaf Beetle		
	Cucumber Beetles		
	Japanese Beetle		
	Adult		
	Sap Beetle		
	Plant Bug		
Stink Bugs			
Tarnished Plant			

16/39

Bean (Vigna spp.): Asparagus bean, Blackeyed pea, Chinese longbean, Cowpea, Moth bean, Southern pea, Yardlong bean Jackbean Soybean (immature seed) Sword bean	Bug Alfalfa Caterpillar Cloverworm European Corn Borer Cutworms Western Bean Cutworm Corn Earworm Loopers Corn Rootworm Adult Thrips Webworms Pea Weevil Pea Leaf Weevil Whitefly		
	Banks Grass Mite Twospotted Spider Mite Carmine Mite Lygus spp	0.08-0.10	5.12-6.4

**REMARKS**  
 Apply this product in a minimum of 2 gallons of finished spray per acre by air or in a minimum of 10 gallons per acre with ground equipment. When applying by air, 1-2 quarts of emulsified oil may be substituted for 1-2 quarts of water in the finished spray. Thorough coverage is essential to achieve control.

**RESTRICTIONS**  
 Do not apply more than 0.2 lb. active ingredient (12.8 ounces formulated) per acre per season.  
 Do not apply within 3 days of harvest.

<b>BRASSICAS</b> (For use in California see 'California Use Directions' section of this label)			
CROP	PEST	DOSAGE	
		LB AI/A	FL OZ/A



17/39

Head and Stem Brassica Vegetables including: Broccoli Chinese Broccoli (gai lon, white flowering broccoli) Brussels Sprouts Cauliflower Cavalo broccolo Kohlrabi Cabbage Chinese Cabbage (napa) Chinese Mustard Cabbage (gai choy)	Cutworms Corn Earworm Tobacco Budworm Saltmarsh Caterpillar Leafhoppers Flea Beetles Imported Cabbageworm Cucumber Beetles Aphids Whitefly Armyworms Loopers Stink Bugs Crickets Ground Beetles Thrips Wireworm (adults) Diamondback Moth	0.033-0.10	2.1-6.4
	Banks Grass Mite Twospotted Spider Mite Carmine Mite Pacific Spider Mite Lygus spp.	0.08-0.10	5.12-6.4

**REMARKS**

Apply this product in a minimum of 2 gallons of finished spray per acre by air or in a minimum of 10 gallons per acre with ground equipment. When applying by air, 1-2 quarts of emulsified oil may be substituted for 1-2 quarts of water in the finished spray. Thorough coverage is essential to achieve control.

**RESTRICTIONS**

- Do not apply more than 0.5 lb. active ingredient (1 quart) per acre per season.
- Do not make more than 5 applications after bloom.
- Do not make applications less than 7 days apart.
- Do not apply within 7 days of harvest.

CANOLA, CRAMBE, RAPESEED		
CROP	PEST	DOSAGE

18/39

		LB AI/A	FL OZ/A
Canola	Aphids	0.033-0.04	2.1-2.6
Crambe	Cutworms		
Rapeseed	Diamondback Moth		
	Loopers		
	Other		
	Lepidopterous		
	Larvae		
	Flea Beetle		
	Flea Hopper		
	Grasshopper		
	Plant Bug		
	Stink Bugs		
	Seedpod Weevil		
	Thrips		
	Whitefly		
	Armyworms		

**REMARKS**

Apply this product in a minimum of 2 gallons of finished spray per acre by air or in a minimum of 10 gallons per acre with ground equipment. When applying by air, 1-2 quarts of emulsified oil may be substituted for 1-2 quarts of water in the finished spray. Thorough coverage is essential to achieve control.

**RESTRICTIONS**

- Do not apply more than 0.08 lb. active ingredient (5.12 ounces) per acre per season.
- Do not make applications less than 14 days apart.
- Do not apply within 35 days of harvest.

CUCURBITS			
CROP	PEST	DOSAGE	
		LB AI/A	FL OZ/A
Chayote (fruit) Chinese waxgourd (Chinese preserving melon) Citron melon Cucumber Gherkin Gourd, edible (includes hyotan, cucuzza) ( <i>Luffa</i> spp.) (includes hechima, Chinese okra) ( <i>Momordica</i> spp.) (includes balsam apple, balsam pear, bitter melon, Chinese cucumber) Muskmelon (hybrids and/or cultivars of <i>Cucumis melo</i> ) (includes true cantaloupe, cantaloupe, casaba, crenshaw melon, golden pershaw melon, honeydew melon, honey balls, mango melon, Persian melon, pineapple melon, Santa Claus melon, and snake melon)	Aphids Cutworm Cabbage Looper Leafhoppers Cucumber Beetle Squash Bug Melonworm Pickleworm Plant Bug Stink Bug Rindworm Squash Vine Borer Armyworm Corn Earworm Tobacco Budworm Grasshopper	0.04-0.10	2.6-6.4
	Whitefly Banks Grass Mite Two-spotted Spider Mite Carmine Mite Lygus spp.		
Pumpkin ( <i>Cucurbita</i> spp.) Squash, summer (includes crookneck squash, scallop squash, straightneck squash, vegetable marrow, zucchini) Squash, winter (includes butternut squash, calabaza, hubard squash ( <i>C. mixta</i> ; <i>C. pepo</i> ) includes acorn squash, spaghetti squash) Watermelon (includes hybrids and/or varieties of <i>Citrullus</i> spp.)			

20/39

**CUCURBITS**

**REMARKS**

Apply this product in a minimum of 5 gallons of finished spray per acre by air or in a minimum of 20 gallons per acre with ground equipment. When applying by air, 1-2 quarts of emulsified oil may be substituted for 1-2 quarts of water in the finished spray. Thorough coverage is essential to achieve control.

**RESTRICTIONS**

Do not apply more than 0.3 lb. active ingredient (19.2 ounces formulated) per acre per season.  
 Do not make more than two applications after bloom.  
 Do not make applications less than 7 days apart.  
 Do not apply within 3 days of harvest.

**GRAPES (Not for Use in California)**

PEST	DOSAGE	
	LB AI/A	FL OZ/A
Eastern Grape Leafhopper Variegated Leafhopper Western Grape Leafhopper Cutworms Grape Berry Moth Japanese Beetle Adults	0.05 to 0.10	3.2 to 6.4
Black Vine Weevil Glassywinged Sharpshooter Twospotted Spider Mite	0.10	6.4

**REMARKS**

Apply this product in a minimum of 10 gallons of finished spray per acre by air or in a minimum of 25 gallons per acre with ground equipment.

When applying by air, 1 to 2 quarts of emulsified oil may be substituted for 1-2 quarts of water in the finished spray.

Thorough coverage is essential to achieve control.

~~When pest pressure is moderate to severe, use higher rate within the rate range.~~

**RESTRICTIONS**

Do not apply more than 0.10 active ingredient per acre per season.  
 Do not apply within 30 days of harvest.

21/39

EGGPLANT (Not for Use in California)			
CROP	PEST	DOSAGE	
		LB A/A	FL OZ/A
Eggplant	Colorado Potato Beetle Corn Earworm European Corn Borer Flea Beetle Cucumber Beetle Cabbage Looper Tomato Pinworm Tomato Hornworm Vegetable Leafminer Whitefly Armyworm Plant Bug Stink Bug Thrips	0.033-0.10	2.1-6.4
	Banks Grass Mite Twospotted Spider Mite Carmine Mite Pacific Spider Mite Lygus spp.	0.08-0.10	5.12-6.4
<p><b>REMARKS</b> Apply this product in a minimum of 2 gallons of finished spray per acre by air or in a minimum of 10 gallons per acre with ground equipment. When applying by air, 1-2 quarts of emulsified oil may be substituted for 1-2 quarts of water in the finished spray. Thorough coverage is essential to achieve control.</p> <p><b>RESTRICTIONS</b> Do not make applications less than 7 days apart. Do not apply more than 0.2 lb. active ingredient (12.8 ounces formulated) per acre per season. Do not apply within 7 days of harvest.</p>			

22/39

LETTUCE, HEAD		
PEST	DOSAGE	
	LB AI/A	FL OZ/A
Aphids Armyworm Cabbage Maggot Corn Earworm Cucumber Beetle Cutworm Diamondback Moth Flea Beetle Grasshoppers Imported Cabbageworm Leafhopper Looper Saltmarsh Caterpillar Stink Bug spp. Thrips Tobacco Budworm Whitefly	0.033-0.10	2.1-6.4
Lygus spp. Carmin Mite Two-spotted Spider Mite	0.08-0.10	5.12-6.4
<p><b>REMARKS</b> Apply this product in water as necessary for insect control using a minimum of 15 gallons of finished spray per acre with ground equipment and 5 gallons per acre by air. When applying by air, 1-2 quarts of emulsified oil may be substituted for 1-2 quarts of water in the finished spray. Thorough coverage is essential to achieve control.</p> <p><b>RESTRICTIONS</b> Do not make applications less than 7 days apart. A maximum of 0.5 lb. active ingredient may be applied per acre per season. Do not apply within 7 days of harvest.</p>		

<b>CANEBERRIES</b> (For use in California see 'California Use Directions' section of this label)			
<b>CROP</b>	<b>PEST</b>	<b>DOSAGE</b>	
		<b>LB AI/A</b>	<b>FL OZ/A</b>
Caneberries including: Blackberries Bingleberries Dewberries Lowberries Marionberries Ollalieberries Youngberries Loganberries Raspberries	Leafroller Orange Tortrix Root Weevil	0.05-0.10	3.2-6.4
	Spider Mites	0.10	6.4
<p><b>REMARKS</b> Apply this product by air or ground equipment using sufficient water to obtain full coverage of foliage (minimum of 10 gallons per acre by air and 50 gallons per acre by ground). One application may be made pre-bloom and a second application may be made post-bloom.</p> <p><b>RESTRICTIONS</b> Do not apply within 3 days of harvest. Do not exceed 0.2 lb ai per acre per season.</p>			

<b>ARTICHOKE</b> (Not For Use in California)		
<b>PEST</b>	<b>DOSAGE</b>	
	<b>LB AI/A</b>	<b>FL OZ/A</b>
Cribrate Weevil Artichoke Plume Moth	0.10	6.4
<p><b>REMARKS</b> Apply this product when pest population reaches damaging threshold and repeat as necessary to maintain control, but not more often than 15 day intervals. <del>Application by ground: Apply a full cover spray in a minimum of 75 gallons of finished spray per acre.</del> Application by air: Apply specified dosage in a minimum of 10 gallons per acre.</p> <p><b>RESTRICTIONS</b> Do not exceed 0.5 lb ai per acre per season. Do not apply within 5 days of harvest.</p>		

24/39

<b>PEPPERS, BELL AND NON-BELL</b> (For use in California see 'California Use Directions' section of this label)		
<b>PEST</b>	<b>DOSAGE</b>	
	<b>LB AI/A</b>	<b>FL OZ/A</b>
Aphids Armyworm Corn Earworm Cucumber Beetle Cutworm European Corn Borer Flea Beetle Leafhopper Leafminer Looper Pepper Weevil Stinkbug spp. Thrips Tobacco budworm Whitefly	0.033-0.10	2.1-6.4
Lygus spp. Broad Mite Carmine Mite Twospotted Spider Mite	0.08-0.10	5.12-6.4
<p><b>REMARKS</b> Apply this product using sufficient water to obtain uniform coverage. Apply as needed. Apply with ground equipment using a minimum of 10 gallons of finished spray per acre or a minimum of 2 gallons per acre by aircraft.</p> <p><b>RESTRICTIONS</b> Do not make applications less than 7 days apart. Do not apply more than 0.2lb active ingredient per acre per season. Do not apply within 7 days of harvest.</p>		

<b>HOPS (Not For Use in California)</b>		
<b>PEST</b>	<b>DOSAGE</b>	
	<b>LB AI/A</b>	<b>FL OZ/A</b>
Aphids Armyworm Cutworm Leafroller Looper	0.06-0.10	3.8-6.4
Root Weevil	0.05-0.10	3.2-6.4
Two-spotted Spider Mite	0.10	6.4



25/39

<b>HOPS (Not For Use in California)</b>	
<b>REMARKS</b>	
<p>A spray interval of 21 days between applications must be maintained</p> <p><b>Application by ground:</b> For best results, full coverage is essential. Early season recommend 100-150 gallons of spray per acre. Late season recommend 200-250 gallons of spray per acre.</p> <p>For Root Weevil control, make a directed spray to the base of the plant. Spray up the vine 3 feet and the soil surface 1.5 to 2 feet on either side of the plant.</p> <p><b>Application by air for late season control of two-spotted spider mites:</b> Apply no less than 6.4 oz. (0.1 lb. ai) per application in a minimum of 10 gallons per acre.</p>	
<b>RESTRICTIONS</b>	
<p>Do not exceed 0.1 lb. ai per acre per application.</p> <p>Do not exceed 0.3 lb. ai per acre per season.</p> <p>Use of ultra low volume (ULV) application on hops is prohibited.</p> <p>Do not apply within 14 days of harvest.</p>	

<b>PEARS (Not For Use in California)</b>		
<b>PEST</b>	<b>DOSAGE</b>	
	<b>LB AI/A</b>	<b>FL OZ/A</b>
Aphids	0.04-0.2	2.6-12.8
Codling Moths		
Cutworms		
Green Fruitworms		
Leafhoppers		
Leafminers		
Leafroller		
Lygus spp.		
Plant Bugs		
Plum Curculio		
San Jose Scale (Crawlers)		
Stink Bugs		
Tarnished Plant Bugs		
Two-spotted Spider Mite	0.06-0.2	3.8-12.8
Yellow Mite		
European Red Mite	0.08-0.2	5-12-12.8
<b>REMARKS</b>		
<p><b>Application by ground:</b> Apply as a dilute (minimum of 200 gallons of finished spray per acre) or concentrate (minimum of 50 gallons of finished spray per acre) spray in sufficient water to provide thorough coverage.</p> <p><b>Application by air:</b> Apply the specified dosage in a minimum of 10 gallons per acre by air.</p>		
<b>RESTRICTIONS</b>		
<p>Do not apply more than 0.5 pound active per acre per season with no more than 0.45 pound active per acre applied after petal fall.</p> <p>Apply as necessary to maintain control using a minimum of 30 day spray interval.</p> <p>Do not graze livestock in treated orchards or cut treated cover crops for feed.</p> <p>Do not apply within 14 days of harvest.</p>		

26/39

CITRUS I (Not For Use on Citrus in California; for Florida see Citrus Table II)	
Insects Controlled	Rate of Application
Diaprepes Root Weevil <i>(Diaprepes abbreviatus)</i> Fire Ants Asian cockroach	16-32 oz. (0.25 -0.50 pound active) per acre
<p><b>REMARKS</b></p> <p>Apply to individual citrus resets, when not in solid planted rows, using hand-gun or shielded sprayer. Peak emergence of Diaprepes root weevil generally occurs in the spring. Depending on weather conditions, a minor emergence of Diaprepes root weevil may also occur in the fall.</p> <p>If the citrus grove to be treated is in an area where weather conditions are conducive to primary emergency occurring in the spring, 32 fluid ounces formulated product should be used to obtain the longest residual management of Diaprepes root weevil.</p> <p>If the citrus grove to be treated is in an area where weather conditions will promote more than one peak of pest emergence, 16 fluid ounces formulated product can be applied early season and 16 fluid ounces formulated product can be applied later in the season.</p> <p>If emergence extends beyond the residual protection of this product, grower is advised to use additional management strategies (i.e. foliar adult control or soil larvae control such as nematodes). Contact your state agricultural Extension Specialist as to the recommendation suited for local condition</p> <p><b>RESTRICTIONS</b></p> <p>Do not apply through irrigation systems.</p> <p>Do not allow any application of this product to contact fruit or foliage.</p> <p>Do not apply more than a total of 32 fluid ounces of formulated product (0.5 lb. a.i.) per acre per year.</p> <p>Apply the specified dosage in a minimum of 30 gallons of finished spray per acre.</p> <p>Ground application only.</p> <p>Do not apply by air.</p> <p>Do not apply within 1 day of harvest.</p>	

27/39

Citrus II (for Florida Only)	
Insects Controlled	Rate of Application
Diaprepes root weevil <i>(Diaprepes abbreviatus)</i> Southern Blue-Green Citrus Root Weevil <i>(Pachnaeus litus)</i> Blue Green Citrus Root Weevil <i>(Pachnaeus opalus)</i> Brown Leaf Notcher <i>(Eplcaerus mexicanus)</i> Little Leaf Notcher <i>(Artipus flori-damus)</i>	16-32 oz. (0.25 –0.50 pound active) per acre
Fireant (Solenopsis spp.) Asian Cockroach (Blattella asahinae)	6.4 – 16 fluid ounces (0.1- 0.25 pound active) per acre.
<p><b>REMARKS</b></p> <p>Apply product by ground equipment to bare soil beneath citrus trees. Product must be uniformly applied from the trunk to the drip line of three; apply in a minimum of 40 gallons of dilute spray per acre. Greater spray volume should insure greater uniformity of coverage. A pre and post application irrigation may aid in the uniformity of coverage as well.</p> <p>Product protects citrus tree roots from Diaprepes and other citrus root weevil feeding by forming a barrier which provides contact activity on newly hatched larvae (neonates). As citrus root weevil eggs hatch in new foliage, neonates fall to the soil surface beneath the tree and come in contact with this product as they attempt to burrow into the root zone. Disturbance of the soil beneath trees should be minimized.</p> <p>Timing of product application is critical. Current information suggests that peak emergence of adult Diaprepes Weevil varies by citrus growing region and these emergence peaks can be dramatically affected by environmental factors, such as soil moisture. Typically, two peaks are observed for Diaprepes, first in spring then late summer or early fall. Southern Blue-Green and Blue-Green Citrus Weevils typically exhibit a single emergence peak in the spring. Brown and Little Leaf Notchers typically exhibit three emergence peaks, spring and summer and fall. Since emergence varies seasonally and by location, timing of product application can be accurately forecast by observing adults. Adults are most active early morning and late afternoon; numbers can be estimated by trapping throughout spring and summer (emergence periods). Egg laying will occur for 8 to 10 weeks following adult emergence from the soil; larval invasion of the soil will begin 2 – 3 weeks following adult emergence. It is critical to have the product soil barrier in place prior to drop of the neonates.</p> <p>This product is one of several effective tools in an integrated pest management program for citrus Root Weevils. Application of this product should be used in conjunction with good cultural practices, biological control of larvae and foliar control of adults. Consult local university extension personnel for current information to protect citrus trees from Citrus Root Weevils and other pests.</p> <p><b>Additional Information:</b></p> <p>Apply to individual citrus resets, when not in solid planted rows, using hand-gun or shielded sprayer. Peak emergence of Diaprepes root weevil generally occurs in the spring. Depending on weather conditions, a minor emergence of Diaprepes root weevil may also occur in the fall.</p> <p>If the citrus grove to be treated is in an area where weather conditions are conducive to primary emergency occurring in the spring, 32 fluid ounces formulated product should be used to obtain the longest residual management of</p>	

**Citrus II (for Florida Only)**  
 Diaprepes root weevil.

If the citrus grove to be treated is in an area where weather conditions will promote more than one peak of pest emergence, 16 fluid ounces formulated product can be applied early season and 16 fluid ounces formulated product can be applied later in the season.

**RESTRICTIONS**  
 Do not apply through irrigation systems.  
 Do not allow any application of this product to contact fruit or foliage.  
 Do not apply more than a total of 32 fluid ounces of formulated product (0.5 lb. a.i.) per acre per year.  
 Apply the specified dosage in a minimum of 40 gallons of finished spray per acre.  
 Ground application only.  
 Do not apply by air.  
 Do not apply within 1 day of harvest.

<b>TOMATOES (Not For Use in California)</b>	
<b>Insects Controlled</b>	<b>Rate of Application</b>
Aphids Armyworms (including Beet Armyworm, Fall Armyworm, Southern Yellow-Striped Armyworm) Bean Leaf Beetle Cabbageworm Carmin Mite Cloverworm Corn Earworm Corn Rootworm Cucumber Beetles Cutworms Diamondback Moth European Corn Borer	2.1-5.2 fluid ounces (0.033 –0.08 pound active) per acre
Flea Beetles Flea Hopper Grasshopper Japanese Beetle (adult) Leafhoppers Loopers Lygus spp. Melonworm Pea Weevil Pea Leaf Weevil Pickleworm Plant Bug Rindworm Salt Marsh Caterpillar Sap Beetle Seedpod Weevil Squash Bugs Stink Bug spp. Tobacco Budworm Tarnished Plant Bug Thrips Two-Spotted Spider Mite Whitefly	

<b>TOMATOES (Not For Use in California)</b>	
<b>REMARKS</b> Apply in water as necessary for insect control using a minimum of 15 gallons of finished spray per acre with ground equipment. Thorough coverage is essential to achieve control.	
<b>RESTRICTIONS</b> Do not make applications less than 10 days apart. A maximum of 4 applications may be applied per season. Do not apply within 1 day of harvest.	

<b>SPINACH (Not For Use in California)</b>	
<b>Insects Controlled</b>	<b>Rate of Application</b>
Colorado Potato Beetle Tomato Pinworm Tomato Hornworm Armyworms Corn earworm Cucumber Beetles Cutworms European Corn Borer Flea Beetles Leafminers Loopers Pepper Weevil Thrips Whitefly	2.1-6.4 ounces (0.033-0.10 pound active) per acre
Broad Mite Banks Grass Mite Two-Spotted Spider Mite Carmine Mite <del>Pacific Spider Mite</del>	5.12-6.4 ounces (0.08-0.10 pound active) per acre
Lygus spp. Fire Ants	
<b>REMARKS</b> For control of whiteflies, apply foliar treatments of product by ground or air at rates of up to 0.4 pt. (0.1 lb active) per acre at minimum 7-day intervals up to a maximum of 4 applications. For control of fire ants, apply product to the soil (at planting) or as a foliar treatment by ground or air at rates of up to 0.4 pt (0.1 lb active) per acre at minimum 7-day intervals up to a maximum of 4 applications.  Apply the specified dosage in 5-50 gallons of finished spray per acre by air or 10-50 gallons of finished spray per acre by ground.	
<b>RESTRICTIONS</b> Do not make applications less than 7 days apart. Do not apply more than 0.4 pounds active ingredient per acre per season. Do not apply within 40 days of harvest.	

30/39

## California Use Directions

### Special Equipment

The registration of this product in California requires that the product be used in closed systems that meet the criteria for closed systems as established by the California Department of Food and Agriculture. The criteria and a list of the closed systems meeting the criteria are available through the California Department of Food and Agriculture.

<b>COTTON</b>		
<b>PESTS</b>	<b>Dosage</b>	
	<b>LB AI/A</b>	<b>FL OZ/A</b>
European Corn Borer Soybean (Banded) Thrips Tobacco Thrips	0.02-0.10	1.3-6.4
Boll Weevil Bollworm Cabbage Looper Cotton Aphid Cotton Fleahopper Cotton Leafperforator Cutworm Fall Armyworm Lygus spp Plant Bug Saltmarsh Caterpillar Southern Garden Leafhopper Stink Bug Tobacco Budworm Whitefly Yellow Striped Armyworm	0.04-0.10	2.6-6.4
Beet Armyworm Carmin Spider Mite Pink Bollworm Twospotted Spider Mite	0.06-0.10	3.8-6.4
<p><b>REMARKS-Cotton</b></p> <p>Product may be applied in water or refined vegetable oil (soybean/cottonseed).</p> <p><b>Application in water:</b> Apply in a minimum of 5 gallons per acre with ground equipment or 1 gallon per acre by aircraft. When applying by air, 1 quart of emulsified oil may be substituted for one quart of water in the finished spray.</p> <p><b>To control Boll Weevil:</b> Apply this product at an interval of 3 to 4 days until pest numbers are reduced to acceptable levels.</p> <p><b>To control Mites and Aphids:</b> Apply when pests first appear. Repeat as necessary to maintain control. Higher rates will be required once a damaging threshold is established.</p> <p><b>RESTRICTIONS-Cotton</b></p> <p>Do not apply more than 0.3 pound active per acre per season.</p> <p>Do not make more than 3 applications per season.</p> <p>Do not apply within 14 days of harvest.</p> <p>Do not graze livestock in treated areas or cut treated crops for feed.</p> <p>Do not make more than 10 synthetic pyrethroid applications (of one product or combination of products) to a cotton crop in one growing season. Synthetic pyrethroid products include Ambush<sup>®</sup>, Ammo<sup>®</sup>, Asana<sup>®</sup> XL, Baythroid<sup>®</sup>, Capture<sup>®</sup>, Danitol<sup>®</sup>, Karate<sup>®</sup>, Mustang<sup>®</sup>, Pounce and Scout X-TRA<sup>®</sup>.</p>		

3/1/39

**FIELD CORN (GRAIN AND SILAGE), POPCORN, FIELD CORN GROWN FOR SEED  
(AT PLANT USE)**

PEST	DOSAGE			
	LB AI/A	FL OZ/A		
Western Corn Rootworm Larvae	0.0046 pound active per 1,000 linear feet of row	0.30 fluid ounces per 1,000 linear feet of row		
Cutworm spp Grubs Seed Corn Beetle Seed Corn Maggot True Armyworm or Armyworm spp Wireworm	0.0023 to 0.0046 pound active per 1,000 linear feet of row	0.15 to 0.30 fluid ounces per 1,000 linear feet of row		
Row Spacings (inches)	40	38	36	30
Product (pounds ai per acre)	0.060	0.064	0.069	0.080
Product (formulated ounces per acre)	3.9	4.1	4.4	5.12

**REMARKS**  
 Apply as a 5 to 7 inch T-band treatment over an open seed furrow. Position the spray nozzle behind the planter shoe, in front of the press wheel centered over the row. Use the table below to determine the product needs per acre. Apply in a minimum of 3 gallons of finished spray per acre. Mix product with water or fertilizer in the following manner. Fill the spray tank approximately one-half full with water or liquid fertilizer, add the proper amount of product, then add the rest of the water or fertilizer. Provide sufficient agitation during mixing and application to maintain a uniform spray mixture. Applications of this product alone or in recommended tank mixtures, in conjunction with in furrow pop-up fertilizers may be used. A jar compatibility test should be performed with appropriate ratio of product and fertilizer to ensure mixture will stay in solution. Constant agitation should be maintained during mixing and application.

**RESTRICTIONS**  
 Do not apply to soil where there is greater than 30% cover of crop residue remaining.  
 Do not apply within 30 days of harvest.  
 Do not graze livestock in treated area or cut treated crops for feed within 30 days of treatment.  
 Do not apply more than 0.1 pound active per acre per season as an at plant application.

32/39

**FIELD CORN (GRAIN AND SILAGE), POPCORN, FIELD CORN GROWN FOR SEED (FOLIAR USE)**

PEST	DOSAGE	
	LB AI/A	FL OZ/A
Aphids Beet Armyworm Chinch Bug Corn Earworm Corn Rootworm Adult Cucumber Beetle Adult Cutworm Species Fall Armyworm Flea Beetle Grasshoppers Greenbug Leafhoppers Stinkbugs Thrips True Armyworm and Armyworm spp. Webworms Yellowstriped Armyworm	0.033-0.10	2.1-6.4
Banks Grass Mite Carmine Mite Twospotted Spider Mite	0.08-0.10	5.12-6.4
Western Corn Rootworm Larvae	0.08-.010 (Chemigation Only)	5.12 - 6.4 (Chemigation Only)

**REMARKS—CORN**

**General:** Apply in a minimum of 2-5 gallons of finished spray per acre by aircraft or in a minimum of 10 gallons per acre with ground equipment. To improve control by aircraft, use 5 gallons of finished spray per acre particularly when initial populations are heavier than normal. When applying by air, 1-2 quarts of emulsified oil may be substituted for 1-2 quarts of water in the finished spray. Thorough coverage is essential to achieve control.

**To control ear-attacking pests:** Apply this product just before silking and repeat as necessary to maintain control.

**For control of other insect pests:** Apply when pests first appear and repeat as necessary.

**For control of Mites:**

Apply for Banks Grass Mite control when colonies first form prior to leaf damage or discoloration and before dispersal above the bottom third of the plant.

For Two-spotted Spider Mite and Carmine Mite control, apply when colonies first form prior to leaf damage or discoloration and before widespread mite dispersal throughout the canopy.

Higher rates will be necessary for heavier initial populations and corn under heat or drought stress. Field experience with dimethoate at 0.5 lb. active per acre in tank mixture has demonstrated good control under these conditions.

**To control Western Corn Rootworm Larvae by Chemigation use only:** Apply at or closely following corn rootworm egg hatch in a minimum of 1 inch irrigation water per acre.

**RESTRICTIONS—Corn**

Do not apply more than 0.2 pound active per acre per season.

Do not apply within 30 days of harvest.

Do not graze livestock in treated areas or cut treated crops for feed within 30 days of the last application.

Use of ultra low volume (ULV) application on corn is prohibited.

Do not make aerial or ground applications to corn if heavy rainfall is imminent.



SWEET CORN SWEET CORN GROWN FOR SEED (AT PLANT USE)				
PEST	DOSAGE			
	LB AI/A	FL OZ/A		
Western Corn Rootworm Larvae	0.0046 pound active per 1,000 linear feet of row	0.30 fluid ounces per 1,000 linear feet of row		
Cutworm spp. Grubs Seed Corn Maggot True Armyworm and Armyworm spp. Wireworm	0.0023 to 0.0046 pound active per 1,000 linear feet of row	0.15 to 0.30 fluid ounces per 1,000 linear feet of row		
Row Spacings (inches)	40	38	36	30
Product (pounds ai per acre)	0.060	0.064	0.069	0.080
Product (formulated ounces per acre)	3.9	4.1	4.4	5.12
<p><b>REMARKS</b> Apply as a 5 to 7 inch T-band treatment over an open seed furrow. Position the spray nozzle behind the planter shoe, in front of the press wheel centered over the row. Use the table below to determine the product needs per acre. Apply in a minimum of 3 gallons of finished spray per acre. Mix this product with water or fertilizer in the following manner. Fill the spray tank approximately one-half full with water or liquid fertilizer, add the proper amount of product, then add the rest of the water or fertilizer. Provide sufficient agitation during mixing and application to maintain a uniform spray mixture. Applications of Product alone or in recommended tank mixtures, in conjunction with in furrow pop-up fertilizers may be used. A jar compatibility test should be performed with appropriate ratio of product and fertilizer to ensure mixture will stay in solution. Constant agitation should be maintained during mixing and application.</p> <p><b>RESTRICTIONS</b> Do not apply to soil where there is greater than 30% cover of crop residue remaining. Do not apply within 30 days of harvest. Do not graze livestock in treated area or cut treated crops for feed within 30 days of treatment. Do not apply more than 0.1 pound active per acre per season as an at plant application.</p>				

SWEET CORN SWEET CORN GROWN FOR SEED (FOLIAR USE)		
PEST	DOSAGE	
	LB AI/A	FL OZ/A
Aphids Army Cutworm Beet Armyworm Chinch Bug Corn Earworm Corn Rootworm Adults Cucumber Beetle Adult Cutworm Species Fall Armyworm Flea Beetle Grasshoppers Greenbug Leafhoppers Stinkbugs Thrips True Armyworm and Armyworm spp. Webworm Yellowstriped Armyworm	0.033-0.10	2.1-6.4
Banks Grass Mite Carmine Mite Pacific Spider Mite Twospotted Spider Mite	0.08-0.10	5.12-6.4
Western Corn Rootworm Larvae	0.08 - .010 (Chemigation Only)	5.12- 6.4 (Chemigation Only)
<p><b>REMARKS—Sweet Corn</b></p> <p><b>General:</b> Apply in a minimum of 2 gallons of finished spray per acre by air or in a minimum of 10 gallons per acre with ground equipment. When applying by air, 1-2 quarts of emulsified oil may be substituted for 1-2 quarts of water in the finished spray. Thorough coverage is essential to achieve control.</p> <p><b>To control ear-attacking pests:</b> Apply this product when silking begins and repeat as necessary to maintain control.</p> <p><b>For control of other insect pests:</b> Apply when pests first appear and repeat as necessary.</p> <p><b>For control of Mites:</b></p> <p>Apply for Banks Grass Mite control when colonies first form prior to leaf damage or discoloration and before dispersal above the bottom third of the plant.</p> <p>For Two-spotted Spider Mite and Carmine Mite control, apply when colonies first form prior to leaf damage or discoloration and before widespread mite dispersal throughout the canopy.</p> <p>Higher rates will be necessary for heavier initial populations and corn under heat or drought stress.</p> <p><b>To control Western Corn Rootworm Larvae by Chemigation use only:</b> Apply at or closely follow corn rootworm egg hatch in a minimum of 1 inch irrigation water per acre.</p> <p><b>RESTRICTIONS—Sweet Corn</b></p> <p>Do not apply more than 0.2 pounds active ingredient (12.8 ounces formulated) per acre per season.</p> <p>Do not apply within one day of harvest.</p> <p>Do not apply within 18 days of harvest for sweet corn that is hand-harvested.</p> <p>Do not graze livestock in treated areas or cut treated crops for feed within 1 day of the last application.</p> <p>Use of ultra low volume (ULV) application on corn is prohibited.</p> <p>Do not make aerial or ground applications to corn if heavy rainfall is imminent.</p>		

<b>LIMA BEAN (GREEN)</b>			
<b>CROP</b>	<b>PEST</b>	<b>DOSAGE</b>	
		<b>LB/ AI/A</b>	<b>FL OZ/A</b>
Lima bean (green)	Flea Beetle Leafhoppers	0.025-0.10	1.6-6.4
	Plant Bug Stink Bugs Corn Earworm Loopers Whitefly	0.033-0.10	2.1-6.4
	Banks Grass Mite Twospotted Spider Mite Carmin Mite Lygus spp	0.08-0.10	5.12-6.4
<p><b>REMARKS</b> Apply this product in a minimum of 2 gallons of finished spray per acre by air or in a minimum of 10 gallons per acre with ground equipment. When applying by air, 1-2 quarts of emulsified oil may be substituted for 1-2 quarts of water in the finished spray. Thorough coverage is essential to achieve control.</p> <p><b>RESTRICTIONS</b> Do not apply more than 0.2 lb. active ingredient (12.8 ounces formulated) per acre per season. Do not apply within 3 days of harvest. Do not apply within 9 days of harvest for peas/beans that are hand-harvested.</p>			

<b>BRASSICAS</b>			
<b>CROP</b>	<b>PEST</b>	<b>DOSAGE</b>	
		<b>LB AI/A</b>	<b>FL OZ/A</b>
Head and Stem Brassica Vegetables including:	Cutworms Corn Earworm Saltmarsh Caterpillar	0.033-0.10	2.1-6.4
	Broccoli Chinese Broccoli (gai lon, white flowering broccoli) Brussels Sprouts Cauliflower Cavalo broccolo Kohlrabi Cabbage Chinese Cabbage (napa)	Flea Beetles Imported Cabbageworm Whitefly Armyworms Loopers Crickets Diamondback Moth Lygus spp.	0.08-0.10

36/39

BRASSICAS
<p><b>REMARKS</b> Apply this product in a minimum of 2 gallons of finished spray per acre by air or in a minimum of 10 gallons per acre with ground equipment. When applying by air, 1-2 quarts of emulsified oil may be substituted for 1-2 quarts of water in the finished spray. Thorough coverage is essential to achieve control.</p> <p><b>RESTRICTIONS</b> Do not apply more than 0.5 lb. active ingredient (1 quart) per acre per season. Do not make more than 5 applications after bloom. Do not make applications less than 7 days apart. Do not apply within 7 days of harvest.</p>

CANE BERRIES			
CROP	PEST	DOSAGE	
		LB AI/A	FL OZ/A
Caneberries including: Blackberries Bingleberries Dewberries Lowberries Marionberries Olallieberries Youngberries Loganberries Raspberries	Leafroller Orange Tortrix Root Weevil	0.05-0.10	3.2-6.4
	Spider Mites	0.10	6.4
<p><b>REMARKS</b> Apply product by air or ground equipment using sufficient water to obtain full coverage of foliage (minimum of 10 gallons per acre by air and 50 gallons per acre by ground). One application may be made pre-bloom and a second application may be made post-bloom.</p> <p><b>RESTRICTIONS</b> Do not apply within 3 days of harvest. Do not apply within 4 days of harvest for caneberries that are hand-harvested.</p>			

PEPPERS, BELL AND NON-BELL		
PEST	DOSAGE	
	LB AI/A	FL OZ/A
Aphids Armyworm Corn Earworm Cucumber Beetle Cutworm Flea Beetle Leafhopper Leafminer Looper Pepper Weevil Stinkbug spp. Thrips	0.033-0.10	2.1-6.4

37/39

Tobacco budworm Whitefly		
Lygus Spp. Carmine Mite Twospotted Spider Mite	0.08-0.10	5.12-6.4

**REMARKS**

Apply this product using sufficient water to obtain uniform coverage. Apply as needed. Apply with ground equipment using a minimum of 10 gallons of finished spray per acre or a minimum of 2 gallons per acre by aircraft.

**RESTRICTIONS**

Do not make applications less than 7 days apart.

Do not apply more than 0.20 pound active ingredient per acre per season.

Do not apply within 7 days of harvest.

**STORAGE AND DISPOSAL**

**Pesticide Storage :** Do not freeze or store product below 40°F. If crystals are observed, gradually warm product to above 60°F by placing container in a warmer location. Gently shake or roll container periodically to redissolve solids.

Keep out of reach of children and animals. Store in original containers only. Store in a cool, dry place and avoid excess heat. Carefully open containers. After partial use, replace lids and close tightly. Do not put concentrate or dilute material into food or drink containers. Do not contaminate other pesticides, fertilizers, water, food or feed by storage or disposal.

In case of spill, avoid contact, isolate area and keep out animals and unprotected persons. Confine spills. Call Chemtrec 1-800-424-9300

To confine spill: If liquid, dike surrounding area or absorb with sand, cat litter or commercial clay. If dry material, cover to prevent dispersal. Place damaged package in a holding container. Identify contents.

**Pesticide Disposal :** Pesticide wastes are toxic. Improper disposal of excess pesticide, spray mixture, or rinsate is a violation of Federal law. If these wastes cannot be disposed of by use according to label instructions, contact your State Pesticide or Environmental Control Agency, or the Hazardous Waste representative of the nearest EPA Regional Office for guidance.

**Container Disposal**

Metal or Plastic Container: Triple rinse (or equivalent) then offer for recycling or reconditioning, or puncture and dispose of in a sanitary landfill, or by other procedures approved by State and local authorities. Do not cut or weld metal containers.

Returnable product Container: Do not attempt to rinse returnable container, break, tamper with container seals or empty any remaining product contents from remaining product contents from container. Return container intact to point of purchase.

**Dealers Should Sell in Original Packages Only.**

**LIMITED WARRANTY AND DISCLAIMER**

The manufacturer warrants (a) that this product conforms to the chemical description on the label; (b) that this product is reasonably fit for the purposes set forth in the directions for use, subject to the inherent risks referred to herein, when it is used in accordance with such directions; and (c) that the directions, warnings, and other statements on this label are based upon responsible experts' evaluations of reasonable tests of effectiveness, of toxicity to laboratory animals and to plants and residues on food crops, and upon reports of field experience. Tests have not been made on all varieties of food crops and plants, or in all states or under all conditions.

**THERE ARE NO EXPRESS WARRANTIES OTHER THAN THOSE SET FORTH HEREIN. THE MANUFACTURER NEITHER MAKES NOR INTENDS, NOR DOES IT AUTHORIZE ANY AGENT OR REPRESENTATIVE, TO MAKE ANY OTHER WARRANTIES, EXPRESS OR IMPLIED, AND IT EXPRESSLY EXCLUDES AND DISCLAIMS ALL IMPLIED WARRANTIES OF MERCHANTABILITY OF FITNESS FOR A PARTICULAR PURPOSE, OR ANY WARRANTY OF QUALITY OR PERFORMANCE. THIS WARRANTY DOES NOT EXTEND TO, AND THE BUYER SHALL BE SOLELY RESPONSIBLE FOR, ANY AND ALL LOSS OR DAMAGE WHICH RESULTS FROM THE USE OF THIS PRODUCT IN ANY MANNER WHICH IS INCONSISTENT WITH THE LABEL DIRECTIONS, WARNINGS OR CAUTIONS.**

**BUYER'S EXCLUSIVE REMEDY AND MANUFACTURER'S OR SELLER'S EXCLUSIVE LIABILITY FOR ANY AND ALL CLAIMS, LOSSES, DAMAGES, OR INJURIES RESULTING FROM THE USE OR HANDLING OF THIS PRODUCT, WHETHER OR NOT BASED IN CONTRACT, NEGLIGENCE, STRICT LIABILITY IN TORT OR OTHERWISE, SHALL BE LIMITED, AT THE MANUFACTURER'S OPTION, TO REPLACEMENT OF, OR THE REPAYMENT OF THE PURCHASE PRICE FOR, THE QUANTITY OF PRODUCT WITH RESPECT TO WHICH DAMAGES ARE CLAIMED. TO THE EXTENT ALLOWED BY LAW, MANUFACTURER OR SELLER SHALL NOT BE LIABLE FOR SPECIAL, INDIRECT OR CONSEQUENTIAL DAMAGES RESULTING FROM THE USE OR HANDLING OF THIS PRODUCT.**

AMVAC offers this product, and Buyer accepts it, subject to the foregoing Limited Warranty which may be varied only by agreement in writing signed by an authorized representative of AMVAC.

39/  
39

Ammo, Mustang, Pounce and are registered trademarks of FMC Corporation.  
Ambush and Karate are registered trademarks of Syngenta Group Company.  
Asana is a registered trademark of E.I duPont de Nemours & Company.  
Baythroid and Scout X-TRA are registered trademark of Bayer  
Danitol is a registered trademark of Sumitomo Chemical Company, Ltd.

**AMVAC Chemical Corporation**  
4100 E. Washington Boulevard  
Los Angeles, CA 90023 U.S.A.  
1-323-264-3910  
[www.amvac-chemical.com](http://www.amvac-chemical.com)