

5481-502

2/6/2012

1/16



UNITED STATES ENVIRONMENTAL PROTECTION AGENCY  
WASHINGTON, D.C. 20460

OFFICE OF CHEMICAL SAFETY  
AND POLLUTION PREVENTION

Ms. Joy Paff  
Amvac Chemical Corporation  
4695 Mac Arthur Court, Suite 1250  
Newport Beach, CA 92660

FEB 6 2012

Subject: Label Notification(s) for Pesticide Registration Notice 2007-4

Dear Ms. Paff:

The Agency is in receipt of your Application(s) for Pesticide Notification under Pesticide Registration Notice PRN 2007-4 dated January 26, 2012 for the following product(s):

**Ambush® 25W Insecticide**


**EPA Reg. No. 5481-502**

The Registration Division (RD) has conducted a review of this request for applicability under PRN 2007-4 and finds that the label change(s) requested falls within the scope of PRN 2007-4. The label has been date-stamped "Notification" and will be placed in our records.

If you have any questions, please contact Linda A. DeLuise at 703-305-5428.

Sincerely,

A handwritten signature in cursive script, appearing to read "Linda A. DeLuise".

 Richard J. Gebken  
Product Manager (PM10)  
Insecticide Branch  
Registration Division (7504P)





United States  
Environmental Protection Agency  
Washington, DC 20460

☐ Registration  
☐ Amendment  
☒ Other

OPP Identifier Number

### Application for Pesticide - Section I

|   |  |  |
|---|--|--|
| 1. Company/Product Number<br>5481-502   | 2. EPA Product Manager   | 3. Proposed Classification<br><input checked="" type="checkbox"/> None <input type="checkbox"/> Restricted |
| 4. Company/Product (Name)<br>Ambush 25W   | PM#  |  |
| 5. Name and Address of Applicant (Include Zip Code)<br>Amvac Chemical Corporation<br>4695 MacArthur Court, Suite 1250<br>Newport Beach, CA 92660<br><input type="checkbox"/> Check if this is a new address | 6. Expedited Review. In accordance with FIFRA Section 3(c)(3)(b)(i), my product is similar or identical in composition and labeling to:<br><b>NOTIFICATION</b><br>EPA Reg. No. _____<br>Product Name <b>FEB - 6 2012</b> |  |

### Section - II

- |  |  |
|--|--|
| <input type="checkbox"/> Amendment - Explain below                             | <input type="checkbox"/> Final printed labels in response to Agency letter dated _____ |
| <input type="checkbox"/> Resubmission in response to Agency letter dated _____ | <input type="checkbox"/> "Me Too" Application  |
| <input checked="" type="checkbox"/> Notification - Explain below               | <input type="checkbox"/> Other - Explain below   |

Explanation: Use additional page(s) if necessary. (For Section I and Section II.) Notification of Removal of Web Address and Storage and Disposal Statements.

Notification of label change per PR Notice 2007-4. This notification is consistent with the guidance in PR Notice 2007-4 and the requirements of EPA's regulations at 40 CFR §§ 156.10, 156.140, 156.144, 156.146, and 156.156. No other changes have been made to the labeling or the Confidential Statement of Formula for this product. I understand that it is a violation of 18 U.S.C. Sec. 1001 to willfully make any false statement to EPA. I further understand that if the amended label is not consistent with the requirements of 40 CFR §§ 156.10, 156.140, 156.144, 156.146, and 156.156, this product may be in violation of FIFRA and I may be subject to enforcement action and penalties under sections 12 and 14 of FIFRA.

### Section - III

|  |  |  |   |
|--|--|--|---|
| 1. Material This Product Will Be Packaged In:  |  |  |   |
| Child-Resistant Packaging<br><input type="checkbox"/> Yes*<br><input checked="" type="checkbox"/> No<br>* <b>Certification must be submitted</b>   | Unit Packaging<br><input type="checkbox"/> Yes<br><input checked="" type="checkbox"/> No<br>If "Yes" No. per container<br>Unit Packaging wt. | Water Soluble Packaging<br><input type="checkbox"/> Yes<br><input checked="" type="checkbox"/> No<br>If "Yes" No. per container<br>Package wt. | 2. Type of Container<br><input type="checkbox"/> Metal<br><input type="checkbox"/> Plastic<br><input type="checkbox"/> Glass<br><input checked="" type="checkbox"/> Paper<br><input type="checkbox"/> Other (Specify) _____ |
| 3. Location of Net Contents Information<br><input checked="" type="checkbox"/> Label <input type="checkbox"/> Container  | 4. Size(s) Retail Container<br>2 Pound Bag   | 5. Location of Label Directions<br><input checked="" type="checkbox"/> On Label<br><input type="checkbox"/> On Labeling accompanying product   |   |
| 6. Manner in Which Label is Affixed to Product<br><input type="checkbox"/> Lithographed <input type="checkbox"/> Stenciled<br><input checked="" type="checkbox"/> Paper glued <input type="checkbox"/> Other _____ |  |  |   |

### Section - IV

|  |                                   |   |   |
|--|-----------------------------------|---|---|
| 1. Contact Point (Complete items directly below for identification of individual to be contacted, if necessary, to process this application.)  |                                   |   |   |
| Name<br>Joy Paff   | Title<br>Regulatory Specialist    | Telephone No. (Include Area Code)<br>(949) 221-6123 |   |
| Certification<br>I certify that the statements I have made on this form and all attachments thereto are true, accurate and complete.<br>I acknowledge that any knowingly false or misleading statement may be punishable by fine or imprisonment or both under applicable law. |                                   |   | 8. Date Application Received<br>(Stamped) |
| 2. Signature<br>   | 3. Title<br>Regulatory Specialist |   |   |
| 4. Typed Name<br>Joy Paff  | 5. Date<br>January 26, 2012       |   |   |





3/16

January 26, 2012

Ms. Sherada Hobgood  
Document Processing Desk  
Office of Pesticide Programs (Notif)  
U.S. Environmental Protection Agency  
One Potomac Yard  
2777 S. Crystal Drive  
Arlington, VA 22202

**Subject: Notification of Minor Label Revision and Storage and Disposal Language Per  
PR Notice 2007-4  
Ambush 25W (EPA Reg. No. 5481-502)**

Dear Sherada:

Please find enclosed the notification to revise labeling for the above listed product. We have updated the Storage and Disposal Statement to comply with the language outlined in the Agency's PR Notices.

In support of this request, enclosed please find the following:

1. Application for Pesticide Registration (EPA Form 8570-1).
2. ~~Three~~ <sup>One</sup> copies of the label (Ref. No 541-20120126r4).
3. One highlighted copy of the label.

It is my understanding that this satisfies the requirements of the Agency's PR Notice and will require no further action. If you have any questions or require additional information, please do not hesitate to contact me at 949-221-6123 or email [joyp@amvac-chemical.com](mailto:joyp@amvac-chemical.com). Thank you for your attention to this matter.

Best regards,

A handwritten signature in cursive script that reads "Joy Paff".

Joy Paff  
Regulatory Specialist



4/18

For retail sale to and use only by Certified Applicators, or persons under their direct supervision,  
and only for those uses covered by the Certified Applicator's certification.

**ACTIVE INGREDIENT:**

(3-Phenoxyphenyl)methyl(±)-*cis, trans*-3-(2,2-dichloroethenyl)-

|                                      |       |
|--------------------------------------|-------|
| 2,2-dimethylcyclopropanecarboxylate* | 25.0% |
|--------------------------------------|-------|

**INERT INGREDIENTS:**..... 75.0%

|                    |        |
|--------------------|--------|
| <b>TOTAL</b> ..... | 100.0% |
|--------------------|--------|

\**Cis/trans* ratio: Min. 35% ( $\pm$ ) *cis* and max. 65% ( $\pm$ ) *trans*.


## WARNING - AVISO

Si usted no entiende la etiqueta, busque a alguien para que se la explique a usted en detalle.  
(If you do not understand the label, find someone to explain it to you in detail.)

| FIRST AID  |  |
|--|--|
| <b>If in eyes:</b>   | <ul style="list-style-type: none"> <li>• Hold eye open and rinse slowly and gently with water for 15-20 minutes.</li> <li>• Remove contact lenses, if present, after the first 5 minutes, then continue rinsing eye.</li> <li>• Call a poison control center or doctor for treatment advice.</li> </ul>  |
| <b>If swallowed:</b>   | <ul style="list-style-type: none"> <li>• Call a poison control center or doctor immediately for treatment advice.</li> <li>• Have a person sip a glass of water if able to swallow.</li> <li>• Do not induce vomiting unless told to do so by a poison control center or doctor.</li> <li>• Do not give anything by mouth to an unconscious person.</li> </ul> |
| EMERGENCY INFORMATION  |  |
| <p>Have the product container or label with you when calling a poison control center or doctor, or going for treatment.<br/> <b>FOR THE FOLLOWING EMERGENCIES, PHONE 24 HOURS A DAY:</b><br/>           Transportation: CHEMTREC.....1-800-424-9300<br/>           Other: AMVAC.....1-323-264-3910</p> |  |

SEE SIDE/BACK PANEL FOR ADDITIONAL PRECAUTIONARY STATEMENTS AND DIRECTIONS FOR USE.

EPA Reg. No. 5481-502  
EPA Est. No. 37429-GA-2

Net Weight:   
As Marked on Container

## NOTIFICATION

FEB - 6 2012



**AMVAC**

4100 E. Washington Blvd.  
Los Angeles, CA 90023 U.S.A.

1-323-264-3910 • [www.amvac-chemical.com](http://www.amvac-chemical.com)

[illegible]



5/15

---

## PRECAUTIONARY STATEMENTS

---

### HAZARDS TO HUMANS AND DOMESTIC ANIMALS

**WARNING:** May cause eye irritation. Harmful if swallowed. Do not get in eyes, on skin or on clothing.

### PERSONAL PROTECTIVE EQUIPMENT (PPE)

Applicators and other handlers must wear:

- Long-sleeved shirt and long pants
- Waterproof gloves
- Shoes plus socks
- Protective eyewear

### USER SAFETY REQUIREMENTS

- Discard clothing and other absorbent materials that have been drenched or heavily contaminated with this product's concentrate. Do not reuse them.
- Follow manufacturer's instructions for cleaning/maintaining PPE. If no such instructions for washables, use detergent and hot water. Keep and wash PPE separately from other laundry.

When handlers use closed systems, enclosed cabs, or aircraft in a manner that meets the requirements listed in the Worker Protection Standard (WPS) for agricultural pesticides [40 CFR 170.240(d)(4-6)], the handler PPE requirements may be reduced or modified as specified in the WPS.

### ENVIRONMENTAL HAZARDS

This pesticide is extremely toxic to fish and aquatic invertebrates. For terrestrial uses, do not apply directly to water, or to areas where surface water is present or to intertidal areas below the mean high water mark. Do not contaminate water when disposing of equipment washwaters. Do not apply when weather conditions favor drift from treated areas. Drift and runoff from treated areas may be hazardous to aquatic organisms in neighboring areas.

This product is highly toxic to bees exposed to direct treatment or residues on blooming crops or weeds. Do not apply this product or allow it to drift to blooming crops or weeds if bees are visiting the treatment area.

#### User Safety Recommendations

Users should:

- Wash hands before eating, drinking, chewing gum, using tobacco or using the toilet.
- Remove clothing immediately if pesticide gets inside. Then wash thoroughly and put on clean clothing.
- Remove PPE immediately after handling this product. Wash the outside of gloves before removing. As soon as possible, wash thoroughly and change into clean clothing.

---

## DIRECTIONS FOR USE

---

It is a violation of Federal law to use this product in a manner inconsistent with its labeling. Do not apply this product in a way that will contact workers or other persons, either directly or through drift. Only protected handlers may be in the area during application. For any requirements specific to your State or Tribe, consult the agency responsible for pesticide regulation.



## AGRICULTURAL USE REQUIREMENTS

Use this product only in accordance with its labeling and with the Worker Protection Standard, 40 CFR Part 170. This Standard contains requirements for the protection of agricultural workers on farms, forests, nurseries, and greenhouses, and handlers of agricultural pesticides. It contains requirements for training, decontamination, notification, and emergency assistance. It also contains specific instructions and exceptions pertaining to the statements on this label about personal protective equipment (PPE), and restricted-entry interval. The requirements in this box only apply to uses of this product that are covered by the Worker Protection Standard.

Do not enter or allow worker entry into treated areas during the restricted-entry interval (REI) of 12 hours.

PPE required for early entry to treated areas that is permitted under the Worker Protection Standard and that involves contact with anything that has been treated, such as plants, soil, or water, is:

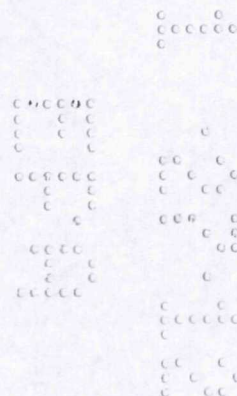
- Coveralls
- Waterproof gloves
- Shoes plus socks
- Protective eyewear

## GENERAL INFORMATION

Apply AMBUSH 25W as shown in "Directions for Application". Use sufficient water to obtain full coverage of foliage. Timing and frequency of applications should be based upon insect populations reaching economic thresholds. The higher rates may be required under conditions of heavy infestation. Do not apply more than 2.0 lbs. active ingredient (a.i.) per acre per season. Crops in this label may be planted immediately after last treatment. Do not plant other crops within 60 days after last application. Any other crop may be planted if it is not harvested or grazed.

**Resistance:** Some insects are known to develop resistance to products used repeatedly for control. Because the development of resistance cannot be predicted, the use of this product should conform to resistance management strategies established for the use area. Consult your Local or State Agricultural Authorities for details.

If resistance to this product develops in your area, this product or other products with a similar mode of action, may not provide adequate control. If poor performance cannot be attributed to improper application or extreme weather conditions, a resistant strain of insect may be present. If you experience difficulty with control and resistance is a reasonable cause, immediately consult your local company representative or agricultural advisor for the best alternative method of control for your area.





7/18

## CHEMIGATION

### SPRINKLER IRRIGATION APPLICATION

Apply AMBUSH 25W Insecticide at rates and timing described elsewhere in this label. Apply with center pivot or continuous-move equipment distributing 1/2 acre-inch or less during treatment. If stationary (solid sets, handlines of wheel lines other than continuous-move) are used, AMBUSH 25W Insecticide should be injected into no more than the last 20 to 30 minutes of the set. Do not apply when winds are greater than 10 to 15 mph to avoid drift or wind skips. Thorough coverage of foliage is required for good control. Good agitation should be maintained during the entire application period.

### USE PRECAUTIONS-SPRINKLER IRRIGATION APPLICATION

- A. Apply this product only through sprinkler (including center pivot, lateral move, end tow, side (wheel) roll, traveler, big gun, solid set, or hand move) irrigation systems. Do not apply this product through any other type of irrigation system.
- B. Crop injury, lack of effectiveness, or illegal pesticide residues in the crop can result from non-uniform distribution of treated water.
- C. If you have questions about calibration, you should contact State Extension Service specialists, equipment manufacturers or other experts.
- D. Do not connect an irrigation system (including greenhouse systems) used for pesticide application to a public water system unless the pesticide label-prescribed safety devices for public water systems are in place.
- E. A person knowledgeable of the chemigation system and responsible for its operation, or under the supervision of the responsible person, shall shut the system down and make necessary adjustments should the need arise.
- F. The system must contain a functional check valve, vacuum relief valve, and low pressure drain appropriately located on the irrigation pipeline to prevent water source contamination from backflow.
- G. The pesticide injection pipeline must contain a functional, automatic, quick-closing check valve to prevent the flow of fluid back toward the injection pump.
- H. The pesticide injection pipeline must also contain a functional, normally closed, solenoid-operated valve located on the intake side of the injection pump and connected to the system interlock to prevent fluid from being withdrawn from the supply tank when the irrigation system is either automatically or manually shut down.
- I. The system must contain functional interlocking controls to automatically shut off the pesticide injection pump when the water pump motor stops.
- J. The irrigation line or water pump must include a functional pressure switch which will stop the water pump motor when the water pressure decreases to the point where pesticide distribution is adversely affected.
- K. Systems must use a metering pump, such as a positive displacement injection pump (e.g., diaphragm pump) effectively designed and constructed of materials that are compatible with pesticides and capable of being fitted with a system interlock.
- L. Do not apply when wind speed favors drift beyond the area intended for treatment.
- M. Do not apply through chemigation systems connected to public water systems.



8/18

| DIRECTIONS FOR APPLICATION                                     |  |                                  |  |
|--|--|----------------------------------|--|
| CROP   | TARGET PESTS   | RATE<br>LBS AI/Acre<br>(OZ/Acre) | REMARKS  |
| COLE CROPS - Brassica Leafy Vegetables                         |  |                                  |  |
| Broccoli   | Cabbage Looper<br>Imported Cabbageworm<br>Diamondback Moth<br>Cabbage Aphid <sup>a</sup> | 0.05-0.1<br>(3.2-6.4)            | Apply by air or ground equipment. By air, apply in a minimum of 2 gallons of water per acre. By ground, apply in a minimum of 10 gallons of water per acre. Use sufficient water to obtain full coverage of foliage. Apply every 5 days or as needed. Do not apply more than 0.8 lbs. a.i. per acre per season. Do not apply within 1 day of harvest.      |
| Brussels Sprouts   | Cabbage Looper<br>Imported Cabbageworm<br>Diamondback Moth<br>Cabbage Aphid <sup>a</sup> | 0.05-0.1<br>(3.2-6.4)            | Apply by air or ground equipment. By air, apply in a minimum of 2 gallons of water per acre. By ground, apply in a minimum of 10 gallons of water per acre. Use sufficient water to obtain full coverage of foliage. Apply as needed. Do not apply more than 0.8 lbs. a.i. per acre per season. Do not apply within 1 day of harvest.                      |
| Cabbage  | Cabbage Looper<br>Imported Cabbageworm<br>Diamondback Moth<br>Cabbage Aphid <sup>a</sup> | 0.05-0.2<br>(3.2-12.8)           | Apply by air or ground equipment. By air, apply in a minimum of 2 gallons of water per acre. By ground, apply in a minimum of 10 gallons of water per acre. Use sufficient water to obtain full coverage of foliage. Apply every 5 to 10 days or as needed. Do not apply more than 1.0 lb. a.i. per acre per season. Do not apply within 1 day of harvest. |
| Cauliflower  | Cabbage Looper<br>Imported Cabbageworm<br>Diamondback Moth<br>Cabbage Aphid <sup>a</sup> | 0.05-0.1<br>(3.2-6.4)            | Apply by air or ground equipment. By air, apply in a minimum of 2 gallons of water per acre. By ground, apply in a minimum of 10 gallons of water per acre. Use sufficient water to obtain full coverage of foliage. Apply every 5 days or as needed. Do not apply more than 0.8 lbs. a.i. per acre per season. Do not apply within 1 day of harvest.      |
| Chinese Broccoli <sup>b</sup><br>(gai lon,<br>white flowering) | Cabbage Looper<br>Imported Cabbageworm<br>Diamondback Moth<br>Cabbage Aphid <sup>a</sup> | 0.05-0.1<br>(3.2-6.4)            | Apply by air or ground equipment. By air, apply in a minimum of 2 gallons of water per acre. By ground, apply in a minimum of 10 gallons of water per acre. Use sufficient water to obtain full coverage of foliage. Apply every 5 days or as needed. Do not apply more than 0.8 lbs. a.i. per acre per season. Do not apply within 1 day of harvest.      |
| Chinese Cabbage<br>(Tight-heading<br>varieties only)           | Cabbage Looper<br>Imported Cabbageworm<br>Diamondback Moth<br>Cabbage Aphid <sup>a</sup> | 0.05-0.2<br>(3.2-12.8)           | Apply by air or ground equipment. By air, apply in a minimum of 2 gallons of water per acre. By ground, apply in a minimum of 10 gallons of water per acre. Use sufficient water to obtain full coverage of foliage. Apply every 5 to 10 days or as needed. Do not apply more than 1.0 lb. a.i. per acre per season. Do not apply within 1 day of harvest. |
| Collards<br>(AR, AZ, GA<br>IL, NC, OK,<br>SC, & TX only)       | Cabbage Looper<br>Imported Cabbageworm<br>Diamondback Moth<br>Cabbage Aphid <sup>a</sup> | 0.05-0.1<br>(3.2-6.4)            | Apply by ground equipment only. Apply in a minimum of 10 gallons of water per acre. Spray using sufficient water to obtain uniform coverage. Apply as needed. Do not exceed 8 applications. Do not apply within 1 day of harvest.  |



9/18

| DIRECTIONS FOR APPLICATION             |  |                                  |   |
|--|--|----------------------------------|---|
| CROP                                   | TARGET PESTS   | RATE<br>LBS AI/Acre<br>(OZ/Acre) | REMARKS   |
| CUCURBIT VEGETABLES                    |  |                                  |   |
| Cucurbit Vegetables+                   | Leafminers and<br>Squash Bugs  | 0.2<br>(12.8)                    | Apply by air or ground equipment. Apply a minimum of 4 gallons of finished spray per acre by air or 20 gallons of finished spray per acre with ground equipment. Do not apply more than 1.6 lbs. a.i. per acre per season. AMBUSH 25W may be applied up to harvest.   |
|  | Cabbage Looper<br>Cucumber Beetle (adults)<br>Cutworms<br>Melon Worm<br>Pickleworm<br>Plant Bugs (including Lygus and Stink Bugs)<br>Rindworms and<br>Squash Vine Borer      | 0.1-0.2<br>(6.4-12.8)            |   |
| FRUITING VEGETABLES                    |  |                                  |   |
| Eggplant                               | Colorado Potato Beetle   | 0.2<br>(12.8)                    | Apply by air or ground equipment. By air, apply in a minimum of 2 gallons of water per acre. By ground, apply in a minimum of 10 gallons of water per acre. Use sufficient water to obtain uniform coverage. Apply as needed. Do not apply more than 2.0 lbs. a.i. per acre per season. Do not apply within 3 days of harvest.  |
|  | Vegetable Leafminer<br>Cabbage Looper<br>Flea Beetle   | 0.1-0.2<br>(6.4-12.8)            |   |
| Peppers (Bell)                         | Vegetable Leafminer<br>Cabbage Looper<br>Flea Beetle<br>Pepper Weevil  | 0.1-0.2<br>(6.4-12.8)            | Apply by air or ground equipment. By air, apply in a minimum of 2 gallons of water per acre. By ground, apply in a minimum of 10 gallons of water per acre. Use sufficient water to obtain uniform coverage. Apply as needed. Do not apply more than 1.6 lbs. a.i. per acre per season. Do not apply within 3 days of harvest.  |
|  | European Corn Borer  | 0.2<br>(12.8)                    |   |
| Tomatoes                               | Tomato Fruitworm<br>Cabbage Looper<br>Tomato Pinworm<br>Vegetable Leafminer<br>Beet Armyworm<br>Southern Armyworm<br>Colorado Potato Beetle<br>Granulate Cutworm<br>Hornworm | 0.05-0.2<br>(3.2-12.8)           | Apply by air or ground equipment. By air, apply in a minimum of 2 gallons of water per acre. By ground, apply in a minimum of 10 gallons of water per acre. Use sufficient water to obtain uniform coverage. Do not apply more than 1.2 lbs. a.i. per acre per season. Can be applied up to the day of harvest. Do not apply as a band. Do not use on tomato varieties in which the mature tomatoes will be less than 1 inch in diameter (such as cherry tomatoes). |
| LEAFY VEGETABLES                       |  |                                  |   |
| Leafy Vegetables*<br>(except Brassica) | Vegetable Leafminer<br>Cabbage Looper<br>Cutworm Complex<br>Fall Armyworm<br>Beet Armyworm<br>Corn Earworm<br>Green Cloverworm<br>Leafhoppers<br>European Corn Borer         | 0.1-0.2<br>(6.4-12.8)            | Apply by air or ground equipment. By air, apply in a minimum of 2 gallons of water per acre. By ground, apply in a minimum of 10 gallons of water per acre. Use sufficient water to obtain full coverage of foliage. Apply every 3 to 5 days or as needed. Do not apply more than 2.0 lbs. a.i. per acre per season. Can be applied up to 1 day of harvest.<br><br>Spinach only - Do not apply more than 1.0 lb. a.i. per acre per season.                          |



10/18

| DIRECTIONS FOR APPLICATION  |   |                                  |   |
|---|---|----------------------------------|---|
| CROP  | TARGET PESTS  | RATE<br>LBS AI/Acre<br>(OZ/Acre) | REMARKS   |
| ROOT, TUBER AND BULB VEGETABLES   |   |                                  |   |
| Onions<br>(Dry Bulb<br>and Garlic)  | Onion Thrips<br>Armyworms   | 0.15-0.3<br>(9.6-19.2)           | Apply by air or ground equipment. Apply in a minimum of 20 gallons of water per acre with ground equipment or in a minimum of 6 gallons per acre by air as foliar spray. Begin applications when pests appear and repeat as necessary to maintain control. Use the higher label rates as onion thrips population increases and avoid rescue situations. Do not apply more than 2.0 lbs. a.i. per acre per season. Do not apply within 1 day of harvest. |
|   | Cutworms<br>Leafminers<br>Onion Maggots (adult)<br>Stink bugs   | 0.1-0.3<br>(6.4-19.2)            |   |
| Potatoes  | Colorado Potato Beetle<br>Potato Leafhopper<br>Aster Leafhopper<br>Potato Flea Beetle<br>Potato Aphid<br>Potato Tuberworm<br>Potato Psyllid<br>Cabbage Looper | 0.05-0.2<br>(3.2-12.8)           | Apply by air or ground equipment. By air, apply in a minimum of 2 gallons of water per acre. By ground, apply in a minimum of 10 gallons of water per acre. Use sufficient water to obtain full coverage of foliage. Apply as needed. Do not apply more than 1.6 lbs. a.i. per acre per season. Can be applied up to 14 days prior to harvest.  |
| Turnips<br>(FL, GA, IL, IN, OK,<br>SC, TX, WA only)                         | Cabbage Looper<br>Imported Cabbageworm<br>Diamondback Moth<br>Cabbage Aphid <sup>a</sup>  | 0.05-0.1<br>(3.2-6.4)            | Apply by ground equipment only. Apply in a minimum of 10 gallons of water per acre. Use sufficient water to obtain uniform coverage. Apply as needed. Do not apply within 1 day of harvest. Do not graze treated areas or feed crop refuse to livestock.  |
| (TX, OK, IL, IN only)   |   |                                  | Do not exceed 8 applications.   |
| (SC, GA, FL, WA only)   |   |                                  | Do not exceed 4 applications.   |
| CEREAL GRAINS   |   |                                  |   |
| Field Corn/Popcorn/<br>Field Corn<br>Grown for Seed<br>(Pre-emergent Use)** | Armyworm<br>Cutworms  | 0.1-0.2<br>(6.4-12.8)            | Apply by air or ground equipment. By air, apply in a minimum of 2 gallons of water per acre. By ground, apply in a minimum of 10 gallons of water per acre. Apply in the time period from 5 days prior to planting up to emergence of the crop.   |
| Field Corn/Popcorn/<br>Field Corn<br>Grown for Seed<br>(Foliar Use)**       | Cutworms<br>European Corn Borer<br>Armyworm<br>Southwestern Corn Borer<br>Flea Beetle<br>Corn Earworm***<br>Corn Rootworm Beetle***<br>Tobacco Budworm***     | 0.1-0.2<br>(6.4-12.8)            | Apply by air or ground equipment. By air, apply in a minimum of 2 gallons of water per acre. By ground, apply in a minimum of 10 gallons of water per acre.<br><br>Do not apply more than 0.6 lbs. a.i. per acre per season. Allow a minimum of 6 days between treatments. Do not apply within 30 days of harvest of grain or fodder (stover). Forage may be harvested on the day of application.   |
|   | Stalk Borer   |                                  | When treating for stalk borer, AMBUSH 25W must be applied when or shortly before the stalk borer larvae are moving into the corn from surrounding weeds and grasses. Mowing or burndown herbicide is suggested to initiate movement.**  |



11/18

| DIRECTIONS FOR APPLICATION   |  |                                  |  |
|------------------------------|--|----------------------------------|--|
| CROP                         | TARGET PESTS   | RATE<br>LBS AI/Acre<br>(OZ/Acre) | REMARKS  |
| Sweet Corn                   | Corn Earworm<br>European Corn Borer<br>Fall Armyworm<br>Corn Rootworm Adults<br>Cutworms<br>Aster Leafhopper<br>Flea Beetle <sup>b</sup>                                   | 0.1-0.2<br>(6.4-12.8)            | Apply by air or ground equipment. By air, apply in a minimum of 2 gallons of water per acre. By ground, apply in a minimum of 10 gallons of water per acre. Apply every 5 days or as needed. Do not apply more than 1.2 lbs. a.i. per acre per season. Do not apply within 1 day of harvest of ears or forage or livestock grazing. AMBUSH 25W may be mixed with LANNATE® (methomyl) in accordance with label limitations and precautions. Label dosage rates should not be exceeded.  |
| Sweet Corn<br>(Florida only) | Corn Earworm<br>European Corn Borer<br>Fall Armyworm<br>Southern Armyworm<br>Corn Rootworm Adults<br>Cutworms<br>Aster Leafhopper  | 0.1-0.25<br>(6.4-16.0)           | Apply by air or ground equipment. By air, apply in a minimum of 2 gallons of water per acre. By ground, apply in a minimum of 10 gallons of water per acre. Apply every 5 days or as needed. Do not apply more than 2.0 lbs. a.i. per acre per season. AMBUSH 25W may be mixed with LANNATE® (methomyl) in accordance with label limitations and precautions. Label dosage rates should not be exceeded.   |
| TREE CROPS                   |  |                                  |  |
| Apples                       | Apple Aphid<br>Redbanded Leafroller<br>Oblique banded<br>Leafroller<br>Plum Curculio<br>White Apple<br>Leafhopper<br>Spotted Tentiform<br>Leafminer<br>Tarnished Plant Bug | 0.1-0.4<br>(6.4-25.6)            | Apply by ground equipment only. Apply in a minimum of 25 gallons of water per acre. Spray to wet all foliage. Do not apply after petal fall. Do not apply more than 0.6 lbs. per acre per season.  |
| Avocados                     | Thrips<br>Leafhoppers<br>Mirid bugs<br>Lepidopterous larvae  | 0.2<br>(12.8)                    | Apply by ground equipment only. Apply in a minimum of 25 gallons of water per acre. Spray to wet all foliage. Apply when insects appear and repeat at 7 to 10 day intervals as needed to provide control.<br><br>Do not make more than 6 applications per season. Do not apply within 7 days of harvest.<br><br>Do not graze livestock in treated areas. Do not feed cover crops from treated areas to livestock.  |
| Cherries                     | Lesser Peachtree Borer<br>Rose Chafer<br>Green Fruitworm<br>Redbanded Leafroller<br>Plum Curculio<br>Tarnished Plant Bug   | 0.1-0.2<br>(6.4-12.8)            | Apply by ground equipment only. Apply in a minimum of 25 gallons of water per acre. Apply when insects appear. In the East, do not exceed 6 applications per season, with no more than 4 applications after petal fall. In the West, do not apply more than 4 applications per season, with no more than 3 applications after petal fall. Do not apply within 3 days of harvest. Do not graze livestock in treated orchards. Do not graze livestock in treated areas. Do not feed cover crops from treated areas to livestock. |
| Filberts                     | Filbertworm<br>Oblique Banded<br>Leafroller  | 0.2-0.4<br>(12.8-25.6)           | Apply by air or ground equipment. By air, apply in a minimum of 10 gallons of water per acre. By ground, apply in a minimum of 25 gallons of water per acre. Use sufficient water to obtain uniform coverage. Apply when insects appear. Do not apply more than 1.6 lbs. a.i. per acre per season. Do not apply within 14 days of harvest. Do not graze livestock in treated areas. Do not feed cover crops from treated areas to livestock.   |



| DIRECTIONS FOR APPLICATION |  |                                  |  |
|----------------------------|--|----------------------------------|--|
| CROP                       | TARGET PESTS   | RATE<br>LBS AI/Acre<br>(OZ/Acre) | REMARKS  |
| Papaya<br>(Florida only)   | Fruit Fly  | 0.1<br>(6.4)                     | <p>Apply by ground equipment only. Apply in a minimum of 25 gallons of water per acre. Spray to wet all foliage. Apply when insects appear and repeat at 7 to 10 day intervals as needed to provide control.</p> <p>Do not make more than 6 applications per season. Do not apply within 7 days of harvest.</p> <p>Do not graze livestock in treated areas. Do not feed cover crops from treated areas to livestock.</p>   |
| Peaches                    | Peach Twig Borer<br>Oriental Fruit Moth<br>Green Fruitworm<br>Lesser Peachtree Borer<br>Plum Curculio<br>Tarnished Plantbug<br>Rose Chafer | 0.1-0.3<br>(6.4-19.2)            | <p>Apply by air or ground equipment. By air, apply in a minimum of 10 gallons of water per acre. By ground, apply in a minimum of 25 gallons of water per acre. Spray to wet all foliage. Can be applied up to 14 days before harvest. Do not apply more than 1.5 lbs. a.i. per acre per season. Do not graze livestock in treated areas. Do not feed cover crops from treated areas to livestock.</p>   |
| Pears (Dormant)            | Pear Psylla  | 0.2-0.4<br>(12.8-25.6)           | <p>Apply by air or ground equipment. By air, apply in a minimum of 10 gallons of water per acre. By ground, apply in a minimum of 25 gallons of water per acre. Use sufficient water to obtain uniform coverage. Apply at a rate of 0.8 to 1.6 pints (0.2 to 0.4 lbs. a.i.) per acre. May be combined with 2 to 8 gallons of spray oil per acre. Apply during the dormant through delayed dormant growth periods only. Do not apply more than 0.8 lbs. a.i. per acre per season. Do not graze livestock in treated areas. Do not feed cover crops from treated areas to livestock.</p> |
| Pears (Pre-bloom)          | Pear Psylla<br>Codling Moth<br>Green Fruitworm   | 0.2-0.4<br>(12.8-25.6)           | <p>Apply by air or ground equipment. By air, apply in a minimum of 10 gallons of water per acre. By ground, apply in a minimum of 25 gallons of water per acre. Use sufficient water to obtain uniform coverage. Apply two pre-bloom sprays. Pre-bloom sprays can be applied from dormant through bud burst stages. Do not apply more than 0.8 lbs. a.i. per acre per season. Do not graze livestock in treated areas. Do not feed cover crops from treated areas to livestock.</p>  |
| Pistachios                 | Peach Twig Borer<br>Naval Orangeworm<br>Chinch Bug   | 0.2-0.4<br>(12.8-25.6)           | <p>Apply by ground equipment only. Apply in a minimum of 25 gallons of water per acre. Use sufficient water to obtain full coverage of foliage. Apply at a rate of 0.8 to 1.6 pints (0.2 to 0.4 lbs. a.i.) per acre. Do not apply more than 0.8 lbs. a.i. per acre per season. Do not apply after 10 percent hull split. Nuts may be harvested on the day of application. Do not graze livestock in treated areas. Do not feed cover crops from treated areas to livestock.</p>  |
| Walnuts                    | Navel Orangeworm<br>Codling Moth<br>Walnut Husk Fly  | 0.2-0.4<br>(12.8-25.6)           | <p>Apply by air or ground equipment. By air, apply in a minimum of 10 gallons of water per acre. By ground, apply in a minimum of 25 gallons of water per acre. Use sufficient water to obtain uniform coverage. Apply when insects appear. Do not apply more than 1.6 lbs. a.i. per acre per season. Do not apply within 1 day of harvest. Do not graze livestock in treated areas. Do not feed cover crops from treated areas to livestock.</p>  |



13/18

| DIRECTIONS FOR APPLICATION                                      |  |  |   |
|---|--|--|---|
| CROP  | TARGET PESTS   | RATE<br>LBS AI/Acre<br>(OZ/Acre)   | REMARKS   |
| OTHER CROPS   |  |  |   |
| Alfalfa,<br>Alfalfa grown<br>for seed                           | Alfalfa Caterpillar<br>Armyworms<br>Cutworms<br>Loopers<br>Webworms<br>Potato Leafhopper<br>Blue Alfalfa Aphid <sup>e</sup><br>Green Peach Aphid<br>Pea Aphid <sup>e</sup><br>Green Cloverworm<br>Spotted Alfalfa Aphid<br>Velvetbean Caterpillar<br><br>Alfalfa Weevil <sup>e</sup><br>Egyptian Alfalfa<br>Weevil <sup>e</sup><br>Cucumber Beetle<br>Meadow Spittlebug<br>Plant Bugs including<br>Lygus spp. <sup>e</sup><br>Stink Bugs | 0.05-0.2<br>(3.2-12.8)<br><br><br><br><br><br><br><br><br><br><br><br><br>0.1-0.2<br>(6.4-12.8)  | Apply by air or ground equipment. Use higher recommended dosage for increased pest pressure or for increased residual pest control. Apply in a minimum of 2 gallons of finished spray per acre by aircraft or 10 gallons of finished spray per acre with ground equipment. Use higher gallonage, 5 to 10 gallons by air, or 20 by ground, finished spray per acre when foliage is dense and/or when pest populations are high. Do not apply more than 0.2 lbs. a.i. per cutting. When rates of 0.1 lb. a.i. per acre or less are used, application may be made on day of harvest. When rates greater than 0.1 lb. a.i. per acre are used, do not apply within 14 days of harvest. Avoid application when bees are actively foraging by applying during the early morning or during the evening hours. |
| Artichokes  | Artichoke<br>Plume Moth  | 0.1-0.3<br>(6.4-19.2)  | Apply by ground equipment only. Apply in a minimum of 10 gallons of water per acre. Use sufficient water to obtain uniform coverage. Apply as needed. Do not apply more than 1.5 lbs. a.i. per acre per season. Buds may be harvested on the day of application.  |
| Asparagus   | Cutworm Complex<br>Asparagus Beetle  | 0.05-0.1<br>(3.2-6.4)  | Apply by ground equipment only. Apply in a minimum of 10 gallons of water per acre. Use sufficient water to obtain uniform coverage. Apply as needed. Do not apply more than 0.4 lbs. a.i. per acre per season. Do not apply within 1 day of harvest.   |
| Mushrooms<br>(Mushroom houses<br>and adjacent<br>premise areas) | Mushroom Flies<br>(Sciarid and<br>Phorid Adults)   | Apply 6 oz. <sup>c</sup> to 11<br>gals. water or 8<br>level tablespoons<br>to 3 gals. water.<br>As a guide, use 1<br>gal. spray per 750<br>sq. ft. (400 to 1,400<br>sq. ft.) | Spray directly to walls and ceilings as residual surface treatment only. Spray to point of runoff. Use AMBUSH 25W prior to filling house, during cool down, during spawning, up to pinning and between breaks. Do not use when mushrooms are present. Treat as needed when flies appear. Do not make more than 20 applications prior to pinning of first break; apply no more than 2 applications between each break. Do not apply more than 30 applications total per crop of 5 breaks. Do not apply within 3 days of harvest.   |
| Soybeans  | Green Cloverworm<br>Mexican Bean Beetle<br>Bean Leaf Beetle<br>Cabbage Looper<br>Potato Leafhopper<br>Velvetbean Caterpillar<br>Saltmarsh Caterpillar<br><br>Corn Earworm<br>Beet Armyworm<br>Japanese Beetle***<br>Soybean Looper <sup>d</sup>  | 0.05-0.1<br>(3.2-6.4)<br><br><br><br><br><br><br><br><br><br><br><br><br>0.1-0.2<br>(6.4-12.8)   | Apply by air or ground equipment. By air, apply in a minimum of 2 gallons of water per acre. By ground, apply in a minimum of 10 gallons of water per acre. Do not apply more than 0.4 lbs. a.i. per acre per season. Can be applied up to 60 days before harvest. Do not graze treated areas or harvest for forage or hay.   |



14/18

| DIRECTIONS FOR APPLICATION                                  |  |                                  |   |
|---|--|----------------------------------|---|
| CROP  | TARGET PESTS   | RATE<br>LBS AI/Acre<br>(OZ/Acre) | REMARKS   |
| ORNAMENTALS   |  |                                  |   |
| Asparagus Fern  | Japanese Beetle<br>Asparagus Beetle<br>Lygus Bugs  | 0.1<br>(6.4)                     | Apply to the fern stage of the asparagus plant after spear harvest when larval and adult stage of the asparagus beetle, lygus bugs and the adult stage of the Japanese beetle are present.  |
| Christmas Trees <sup>b</sup><br>(container and field grown) | Nantucket Pine<br>Tip Moth   | 0.1-0.2<br>(6.4-12.8)            | Apply first application when adults appear and repeat at 5 to 7 day intervals or as needed throughout the season. Use sufficient water to obtain full coverage of foliage.  |
| Chrysanthemums<br>(Florida only)                            | Vegetable Leafminer  | 0.1-0.2<br>(6.4-12.8)            | Apply by ground.  |
| Conifers <sup>b</sup><br>(container and field grown)        | Nantucket Pine<br>Tip Moth   | 0.1-0.2<br>(6.4-12.8)            | Apply first application when adults appear and repeat at 5 to 7 day intervals or as needed throughout the season. Use sufficient water to obtain full coverage of foliage.  |
| Ornamentals<br>Nursery Stock <sup>b</sup><br>(field grown)  | Beet Armyworm<br>Cabbage Looper<br>Citrus Thrip<br>Heliothis Spp.<br>Leafhoppers<br>Leafminers<br>Whiteflies<br>Cutworms | 0.1-0.2<br>(lbs. a.i./100 gals.) | Marginal leaf burn may occur on Salvia, Dieffenbachia and Pteris Fern. Application to blooming plants may cause browning of petals. Not all species and varieties have been tested. Before treating large numbers of plants of a particular variety, treat a few plants and observe prior to full scale application. Apply to nonbearing plants of fruiting species.  |
| Roses <sup>b</sup><br>(field grown)                         | Heliothis Spp.   | 0.1-0.2<br>(6.4-12.8)            | Apply by air or ground equipment. Apply in a minimum of 2 gallons per acre by air and 10 gallons of finished spray per acre with ground equipment.  |
| Roses <sup>b</sup><br>(greenhouse)                          | Beet Armyworm<br>Cabbage Looper<br>Omnivorous<br>Leafroller  | 8 fl. oz./100 gals.<br>water     | AMBUSH 25W is not phytotoxic to the following varieties of greenhouse roses: Ballena, Bettina, Cara Mia, Coquette, Excitement, Forever Yours, G. Wave, Jack Frost, Jr. Bridesmaid, Matador, Paul's Pink, Samantha, Seventeen, Town Crier, Tropicana and Visa. Other varieties may vary in their sensitivity to AMBUSH 25W, and a small number of plants should be treated under local conditions to determine plant safety prior to commercial use. |



15/16

NOTE: Do not tank mix AMBUSH® 25W Insecticide with BICEP®, GRAMOXONE® SUPER/GRAMOXONE® EXTRA.

- \* LEAFY VEGETABLES (Except Brassica): Amaranth (leafy amaranth, Chinese spinach, tampala); arrugla (Roquette); Cardoon; celery; Chinese celery; celtuce; chervil; corn salad; chrysanthemum, edible-leaved; chrysanthemum, garland; cress, garden; cress upland (yellow rocket, winter cress); dandelion; dock (sorrel); endive (escarole); fennel, Florence; lettuce (head and leaf); orach; parsley; purslane, garden; purslane, winter; radicchio (red chicory); rhubarb; spinach; spinach, vine (Malabar spinach, Indian spinach); spinach, New Zealand; Swiss chard.
- + CUCURBIT VEGETABLES: Chayote (fruit); Chinese Waxgourd (Chinese preserving melon); citron melon; cucumber; gherkin; gourds, edible (includes hyotan, cucuzza, hechima, Chinese okra); Momordica spp. (includes balsam apple, balsam pear, bitter melon, Chinese cucumber); muskmelons, including hybrids such as true cantaloupe, cantaloupe, casaba, crenshaw, golden pershaw melon, honeydew melons, honey balls, mango melon, Persian melon, pineapple melon, Santa Claus melon, snake melon; pumpkin; squash, summer (includes crookneck squash, scallop squash, straightneck squash, vegetable marrow, zucchini, and winter (butternut squash, calabaza, hubbard squash, acorn squash, spaghetti squash); watermelon, including hybrids.
- \*\* AMBUSH 25W may be applied in tank mixtures with the following herbicides in accordance with label limitations and precautions. Label dosage rates should not be exceeded. LASSO®/Atrazine Premix; LASSO® 4E & ME; DUAL® 8E; Atrazine 4L & 80W; BLADEX® 80W & 4L; PRINCEP®; PRINCEP® CALIBER® 90; 2,4-D; ROUNDUP®, BRONCO®, BANVEL®, EXTRAZINE®.
- \*\*\* Not for control of this insect in California.

- <sup>a</sup> Aids in suppression.
- <sup>b</sup> Currently not registered for use in California.
- <sup>c</sup> 1 oz. of this powder equals 5 level teaspoons.
- <sup>d</sup> Maximum use rate in California is 0.1 lb. a.i. per acre.
- <sup>e</sup> Under heavy insect pressure use 0.2 lbs. a.i. per acre. A second application of alternate chemistry may be necessary to reduce populations below economic thresholds.

| RATE CONVERSION CHART |                            |                          |
|-----------------------|----------------------------|--------------------------|
| POUNDS<br>A.I./ACRE   | FORMULATION<br>OUNCES/ACRE | FORMULATION<br>LBS./ACRE |
| 0.05                  | 3.2                        | 0.2                      |
| 0.10                  | 6.4                        | 0.4                      |
| 0.125                 | 8.0                        | 0.5                      |
| 0.15                  | 9.6                        | 0.6                      |
| 0.175                 | 11.2                       | 0.7                      |
| 0.20                  | 12.8                       | 0.8                      |

#### STORAGE AND DISPOSAL

**PROHIBITIONS:** Do not contaminate water, food or feed by storage or disposal. Do not reuse empty container.

**STORAGE:** Mix as needed. Do not store diluted material. Keep container closed when not in use. Do not store near food or feed. In case of spill on floor or paved surfaces, sweep up and remove to chemical waste area.

**PESTICIDE DISPOSAL:** Wastes resulting from the use of this product may be disposed of on site or at an approved waste disposal facility.

**CONTAINER DISPOSAL:** Nonrefillable container. Do not reuse or refill this container. Completely empty bag into application equipment. Then dispose of empty bag in a sanitary landfill or by incineration, or, if allowed by state and local authorities, by burning. If burned, stay out of smoke.



---

**LIMITED WARRANTY AND DISCLAIMER**

---

The manufacturer warrants (a) that this product conforms to the chemical description on the label; (b) that this product is reasonably fit for the purposes set forth in the directions for use, subject to the inherent risks referred to herein, when it is used in accordance with such directions; and (c) that the directions, warnings, and other statements on this label are based upon responsible experts' evaluations of reasonable tests of effectiveness, of toxicity to laboratory animals and to plants and residues on food crops, and upon reports of field experience. Tests have not been made on all varieties of food crops and plants, or in all states or under all conditions.

**THERE ARE NO EXPRESS WARRANTIES OTHER THAN THOSE SET FORTH HEREIN. THE MANUFACTURER NEITHER MAKES NOR INTENDS, NOR DOES IT AUTHORIZE ANY AGENT OR REPRESENTATIVE, TO MAKE ANY OTHER WARRANTIES, EXPRESS OR IMPLIED, AND IT EXPRESSLY EXCLUDES AND DISCLAIMS ALL IMPLIED WARRANTIES OF MERCHANTABILITY OF FITNESS FOR A PARTICULAR PURPOSE, OR ANY WARRANTY OF QUALITY OR PERFORMANCE. THIS WARRANTY DOES NOT EXTEND TO, AND THE BUYER SHALL BE SOLELY RESPONSIBLE FOR, ANY AND ALL LOSS OR DAMAGE WHICH RESULTS FROM THE USE OF THIS PRODUCT IN ANY MANNER WHICH IS INCONSISTENT WITH THE LABEL DIRECTIONS, WARNINGS OR CAUTIONS. BUYER'S EXCLUSIVE REMEDY AND MANUFACTURER'S OR SELLER'S EXCLUSIVE LIABILITY FOR ANY AND ALL CLAIMS, LOSSES, DAMAGES, OR INJURIES RESULTING FROM THE USE OR HANDLING OF THIS PRODUCT, WHETHER OR NOT BASED IN CONTRACT, NEGLIGENCE, STRICT LIABILITY IN TORT OR OTHERWISE, SHALL BE LIMITED, AT THE MANUFACTURER'S OPTION, TO REPLACEMENT OF, OR THE REPAYMENT OF THE PURCHASE PRICE FOR, THE QUANTITY OF PRODUCT WITH RESPECT TO WHICH DAMAGES ARE CLAIMED. IN NO EVENT, SHALL MANUFACTURER OR SELLER BE LIABLE FOR SPECIAL, INDIRECT OR CONSEQUENTIAL DAMAGES RESULTING FROM THE USE OR HANDLING OF THIS PRODUCT.**

AMVAC offers this product, and Buyer accepts it, subject to the foregoing Limited Warranty, which may be varied only by agreement in writing signed by an authorized representative of AMVAC.

AMBUSH<sup>®</sup>, GRAMOXONE<sup>®</sup>, BICEP<sup>®</sup>, CALIBER<sup>®</sup>, DUAL<sup>®</sup>, and PRINCEP<sup>®</sup> are Registered Trademarks of a Syngenta Group Company.

Bladex<sup>®</sup>, Extrazine<sup>®</sup> and Lannate<sup>®</sup> are Registered Trademarks of E. I. duPont de Nemours & Co.

Bronco<sup>®</sup>, Lasso<sup>®</sup>, and Roundup<sup>®</sup> are Registered Trademarks of Monsanto Company.

Banvel<sup>®</sup> is a Registered Trademark of Sandoz Crop Protection Corp.

AMVAC Chemical Corporation  
4100 E. Washington Boulevard  
Los Angeles, CA 90023 U.S.A.  
1-323-264-3910  
[www.amvac-chemical.com](http://www.amvac-chemical.com)