

5481-490

02-17-2012

1
16



UNITED STATES ENVIRONMENTAL PROTECTION AGENCY
WASHINGTON, D.C. 20460

OFFICE OF CHEMICAL SAFETY
AND POLLUTION PREVENTION

Joy Paff
Amvac Chemical Corporation
4695 MacArthur Court
Suite 1250
Newport Beach, CA 92660

FEB 17 2012

Subject: Dacthal W-75 Herbicide
EPA Reg. No. 5481-490
Label Notification per PRN 2007-4
Application Dated: November 28, 2011

Dear Ms. Paff,

The Agency is in receipt of your Application for Pesticide Notification under Pesticide Registration Notice (PRN) 2007-4 for the Dacthal W-75 Herbicide (EPA Reg. No. 5481-490) dated November 28, 2011. The Registration Division (RD) has conducted a review of this request for its applicability under PRN 2007-4 and finds that the action requested falls within the scope of PRN 2007-4. The label submitted with the application has been stamped "Notification" and will be placed in our records.

If you have any questions, please contact Emily Hartman via email at hartman.emily@epa.gov or by phone at (703) 347-0189.

Sincerely,

A handwritten signature in black ink that reads "Kathryn V. Montague".

Kathryn V. Montague, Project Manager 23
Herbicide Division
Registration Division
Office of Pesticide Programs



United States
Environmental Protection Agency
 Washington, DC 20460

- Registration
 Amendment
 Other

OPP Identifier Number

Application for Pesticide - Section I

1. Company/Product Number 5481-490	2. EPA Product Manager	3. Proposed Classification <input type="checkbox"/> None <input checked="" type="checkbox"/> Restricted
4. Company/Product (Name) Dacthal W-75	PM#	
5. Name and Address of Applicant (Include Zip Code) Ampac Chemical Corporation 4695 MacArthur Court, Suite 1250 Newport Beach, CA 92660 <input type="checkbox"/> Check if this is a new address	6. Expedited Review. In accordance with FIFRA Section 3(c)(3)(b)(i), my product is similar or identical in composition and labeling to: NOTIFICATION EPA Reg. No. _____ Product Name _____ FEB 17 2012	

Section - II

- Amendment - Explain below
 Resubmission in response to Agency letter dated _____
 Notification - Explain below
- Final printed labels in response to Agency letter dated _____
 "Me Too" Application
 Other - Explain below

Explanation: Use additional page(s) if necessary. (For Section I and Section II.) Notification of minor Label revisions.

Notification of label change per PR Notice 2007-4. This notification is consistent with the guidance in PR Notice 2007-4 and the requirements of EPA's regulations at 40 CFR §§ 156.10, 156.140, 156.144, 156.146, and 156.156. No other changes have been made to the labeling or the Confidential Statement of Formula for this product. I understand that it is a violation of 18 U.S.C. Sec. 1001 to willfully make any false statement to EPA. I further understand that if the amended label is not consistent with the requirements of 40 CFR §§ 156.10, 156.140, 156.144, 156.146, and 156.156, this product may be in violation of FIFRA and I may be subject to enforcement action and penalties under sections 12 and 14 of FIFRA. The Limited Warranty Statements has also been updated.

Section - III

1. Material This Product Will Be Packaged In:				2. Type of Container	
Child-Resistant Packaging <input type="checkbox"/> Yes* <input checked="" type="checkbox"/> No	Unit Packaging <input type="checkbox"/> Yes <input checked="" type="checkbox"/> No	Water Soluble Packaging <input type="checkbox"/> Yes <input checked="" type="checkbox"/> No		<input type="checkbox"/> Metal	
* Certification must be submitted		If "Yes" Unit Packaging wt. No. per container	If "Yes" Package wt. No. per container	<input type="checkbox"/> Plastic	
				<input type="checkbox"/> Glass	
				<input checked="" type="checkbox"/> Paper	
				<input type="checkbox"/> Other (Specify) _____	
3. Location of Net Contents Information <input type="checkbox"/> Label <input checked="" type="checkbox"/> Container		4. Size(s) Retail Container 25 Pound Bags		5. Location of Label Directions <input checked="" type="checkbox"/> On Label <input type="checkbox"/> On Labeling accompanying product	
6. Manner in Which Label is Affixed to Product		<input checked="" type="checkbox"/> Lithographed <input type="checkbox"/> Paper glued		<input type="checkbox"/> Stenciled <input type="checkbox"/> Other _____	

Section - IV

1. Contact Point (Complete items directly below for identification of individual to be contacted, if necessary, to process this application.)		
Name Joy Paff	Title Regulatory Specialist	Telephone No. (Include Area Code) (949) 221-6123
Certification I certify that the statements I have made on this form and all attachments thereto are true, accurate and complete. I acknowledge that any knowingly false or misleading statement may be punishable by fine or imprisonment or both under applicable law.		8. Date Application Received (Stamped)
2. Signature 	3. Title Regulatory Specialist	
4. Typed Name Joy Paff	5. Date November 28, 2011	



3
16

November 28, 2011

Ms. Sherada Hobgood
Document Processing Desk
Office of Pesticide Programs (Notif)
U.S. Environmental Protection Agency
One Potomac Yard
2777 S. Crystal Drive
Arlington, VA 22202

c c c
c c c c c
c
c c c
c c c c c
c
c c c c c
c
c c c c c
c
c c c c c
c
c c c c c
c
c c c c c
c
c c c c c
c

Subject: Notification of Minor Label Revisions and Storage and Disposal Statements per PR Notice 2007-4
Dacthal W-75 (EPA Reg. No. 5481-490)

Dear Sherada:

Please find enclosed the notification to revise labeling for the above listed product. We have revised the label to remove the web address and to update the Storage and Disposal Statement.

In support of this request, enclosed please find the following:

1. Application for Pesticide Registration (EPA Form 8570-1).
2. ~~Five~~ ^{two} copies of the label (Ref. No. 508-20100225r8).
3. One copy label with changes highlighted.

It is my understanding that this satisfies the requirements of the Agency's PR Notice. If you have any questions or require additional information, please do not hesitate to contact me at 949-221-6123 or email joyp@amvac-chemical.com. Thank you for your attention to this matter.

Best regards,

Joy Paff
Joy Paff
Regulatory Specialist

4
16

DACTHAL[®] W-75


Agricultural Herbicide (75% Wettable Powder)

NOTIFICATION
FEB 17 2012

ACTIVE INGREDIENT:		By Wt.
DCPA (dimethyl tetrachloroterephthalate)	75.0%	
INERT INGREDIENTS:	25.0%	
	Total	100.0%

Keep Out of Reach of Children
CAUTION

See side/back panel for additional precautionary statements.



FIRST AID	
If in eyes	<ul style="list-style-type: none"> • Hold eye open and rinse slowly and gently with water for 15-20 minutes. • Remove contact lenses, if present, after the first 5 minutes, then continue rinsing eye. • Call a poison control center or doctor for treatment advice.
If inhaled	<ul style="list-style-type: none"> • Move person to fresh air. • If person is not breathing, call 911 or an ambulance, then give artificial respiration, preferably by mouth-to-mouth, if possible. • Call a poison control center or doctor for further treatment advice.
If on skin or clothing	<ul style="list-style-type: none"> • Take off contaminated clothing. • Rinse skin immediately with plenty of water for 15-20 minutes. • Call a poison control center or doctor for treatment advice.
If swallowed	<ul style="list-style-type: none"> • Call a poison control center or doctor immediately for treatment advice. • Have person sip a glass of water if able to swallow. • Do not induce vomiting unless told to do so by the poison control center or doctor. • Do not give anything by mouth to an unconscious person.
Emergency Telephone Number	
Have the product container or label with you when calling a poison control center or doctor, or going for treatment. Questions? Call 1-888-462-6822. In case of spills, contact Chemtrec at 1-800-424-9300	

EPA Reg. No. 5481-490

EPA Est. No. 37429-GA 01

NET CONTENTS: As Marked on Container



PRECAUTIONARY STATEMENTS

Hazards to Humans and Domestic Animals

CAUTION: Causes moderate eye irritation. Avoid contact with eyes or clothing. Wash thoroughly with soap and water after handling.

Personal Protective Equipment (PPE)

Applicators and other handlers must wear:

- Long-sleeved shirt and long pants,
- Chemical-resistant gloves made of any waterproof material,
- Shoes plus socks,
- A dust/mist respirator (MSHA/NIOSH approval number prefix TC-21C) or a NIOSH approved respirator with any N, R, P or HE filter.

Some materials that are chemical resistant to this product are made of any waterproof material. If you want more options, follow the instructions for category A on an EPA chemical-resistant category selection chart.

Follow manufacturer's instructions for cleaning/maintaining PPE. If no such instructions for washables, use detergent and hot water. Keep and wash PPE separately from other laundry.

Engineering Controls

When handlers use closed systems, enclosed cabs, or aircraft in a manner that meets the requirements listed in Worker Protection Standard (WPS) for agricultural pesticides [40 CFR 170.240 (d) (4-6)], the handler PPE requirements may be reduced or modified as specified in the WPS.

User Safety Recommendations

Users should:

- Wash hands before eating, drinking, chewing gum, using tobacco or using the toilet.
- Remove clothing immediately if pesticide gets inside. Then wash thoroughly and put on clean clothing. Wash the outside of gloves before removing.
- Remove PPE immediately after handling this product. As soon as possible, wash thoroughly and change into clean clothing.

Environmental Hazards

DO NOT apply directly to water, to areas where surface water is present or to intertidal areas below the mean high water mark. DO NOT contaminate water when disposing of equipment wastewater.

Groundwater Advisory: Tetrachloroterephthalic acid, a breakdown product of DACTHAL W-75 is known to leach through soil as a result of agricultural and turf uses and has been found in groundwater which may be used for drinking water. Users are advised not to apply DACTHAL W-75 to sand and loamy sand soils where the water table (groundwater) is close to the surface and where these soils are very permeable, i.e., well drained. Your local agricultural agencies can provide further information on the type of soil in your area and the location of groundwater used for drinking water.

Surface Water Advisory: DCPA can contaminate surface water through spray drift. Under some conditions, DCPA may also have a high potential to contaminate surface water through runoff (via both dissolution in runoff water and adsorption to eroding soil) for several weeks post-application. Users are advised not to apply DACTHAL W-75 to poorly draining or wet soils with readily visible sloping towards adjacent surface waters, frequently flooded areas, areas over-laying extremely shallow groundwater, areas with in-field canals or ditches that drain to surface water, areas not separated from adjacent surface waters with vegetated filter strips, and highly erodible soils.

DACTHAL W-75 Herbicide

A selective preemergence herbicide for control of annual grasses and certain broadleaved weeds in vegetable crops.

Read entire label carefully and use only as directed.

General Information

DACTHAL W-75 is a 75 percent wettable powder formulation for use in preemergence application for control of crabgrass and other annual grasses and certain broadleaved weeds on mineral soils in vegetables, strawberries, agronomic crops, and ornamentals.

DIRECTIONS FOR USE

It is a violation of Federal law to use this product in a manner inconsistent with its labeling.

DO NOT apply this product in a way that will contact workers or other persons, either directly or through drift. Only protected handlers may be in the area during application. For any requirements specific to your State or Tribe, consult the agency responsible for pesticide regulation.

DO NOT APPLY IN SUFFOLK AND NASSAU COUNTIES, LONG ISLAND.

AGRICULTURAL USE REQUIREMENTS

Use this product only in accordance with its labeling and with the Worker Protection Standard, 40 CFR part 170. This Standard contains requirements for the protection of agricultural workers on farms, forests, nurseries, and greenhouses, and handlers of agricultural pesticides. It contains requirements for training, decontamination, notification, and emergency assistance. It also contains specific instructions and exceptions pertaining to the statements on this label about personal protective equipment (PPE) and restricted-entry interval. The requirements in this box only apply to uses of this product that are covered by the Worker Protection Standard.

DO NOT enter or allow worker entry into treated areas during the restricted entry interval (REI) of 12 hours. Exception: If the product is soil-incorporated, the Worker Protection Standard, under certain circumstances, allows workers to enter the treated area if there will be no contact with anything that has been treated.

PPE required for early entry to treated areas that is permitted under the Worker Protection Standard and that involves contact with anything that has been treated, such as plants, soil, or water, is:

- Coveralls
- Chemical-resistant gloves made of any waterproof material, and
- Shoes plus socks

Preparation and Application of the Spray: DACTHAL W-75 should be thoroughly mixed in the spray tank with water to provide for broadcast application of at least 20 gallons of water per acre, depending on equipment and local practices. Adequate agitation should be maintained during filling and spraying to keep material in uniform suspension. Use nozzles suitable for applying wettable powders so that the spray can be uniformly distributed over the properly prepared soil surface. Any screen or strainer in spray equipment should be no finer than 50 mesh to prevent clogging. It is essential that the sprayer be properly calibrated before making applications. Standard low-pressure (30-50 psi) boom-type sprayers are recommended.

A minimum of one-third to one-half inch of water, either as rain or irrigation, is necessary to activate DACTHAL W-75 and thereby obtain preemergence control of weeds specified. Normally, water must be applied within 3 to 5 days of application if sufficient rainfall does not occur. However, when surface soil is dry but subsurface soil contains enough moisture to germinate weeds, water should be applied immediately. If furrow irrigation is used, the top of the bed must be thoroughly wet. If rainfall during this period does not occur and irrigation cannot be made, shallow incorporation, when recommended, will aid in weed control.

Aircraft Application: It is recommended that DACTHAL W-75 be applied in a minimum of 10 gallons of spray per acre. Aircraft should be equipped with pumps with sufficient capacity to deliver at least 10 gallons per acre. Placement of nozzles should provide a uniform spray pattern. DACTHAL W-75 should be premixed in a nurse tank or mixing tank equipped with mechanical or bypass agitation. Mixture can then be pumped into the aircraft. Screens on mixing tanks should be no finer than 50 mesh. Adequate agitation should be maintained in the mixing tank as well as the aircraft throughout the spraying operation. Regulations governing aerial application of herbicides are in effect in many states. Consult local regulatory agencies concerning requirements before making applications. Avoid spray drift to adjacent fields; particular care should be exercised when adjacent fields contain edible crops or those that will be fed or grazed by livestock. Spray only on still days.

Aerial Drift Reduction Advisory: Avoiding spray drift at the application site is the responsibility of the applicator. The interaction of many equipment and weather-related factors determine the potential for spray drift. The applicator and the grower are responsible for considering all these factors when making aerial application decisions.

The following drift management requirements must be followed to avoid off-target drift movement from aerial applications to agricultural field crops. These requirements do not apply to forestry applications, public health uses or to applications using dry formulations.

1. The distance of the outer-most nozzles on the boom must not exceed 3/4 the length of the wingspan or rotor.
2. Nozzles must always point backward parallel with the air stream and never be pointed downwards more than 45 degrees.

Information on Droplet Size

The most effective way to reduce drift potential is to apply large droplets. The best drift management strategy is to apply the largest droplets that provide sufficient coverage and control. Applying larger droplets reduces drift potential, but will not prevent drift if applications are made improperly, or under unfavorable environmental conditions (see Wind, Temperature and Humidity, and Temperature Inversions).

Controlling Droplet Size

Volume: Use high flow rate nozzles to apply the highest practical spray volume. Nozzles with higher rated flows produce larger droplets.

Pressure: Do not exceed the nozzle manufacturer's recommended pressures. For many nozzle types lower pressure produces larger droplets. When higher flow rates are needed, use higher flow rate nozzles instead of increasing pressure.

Number of Nozzles: Use the minimum number of nozzles that provide uniform coverage.

Nozzle Orientation: Orienting nozzles so that the spray is released parallel to the airstream produces larger droplets than other orientations and is the recommended practice. Significant deflection from horizontal will reduce droplet size and increase drift potential.

Nozzle Type: Use a nozzle type that is designed for the intended application. With most nozzle types, narrower spray angles produce larger droplets. Consider using low-drift nozzles. Solid stream nozzles oriented straight back produce the largest droplets and the lowest drift.

Boom Length

For some use patterns, reducing the effective boom length to less than 3/4 of the wingspan or rotor length may further reduce drift without reducing swath width.

Application Height

Applications should not be made at a height greater than 10 feet above the top of the largest plants unless a greater height is required for aircraft safety. Making applications at the lowest height that is safe reduces exposure of droplets to evaporation and wind.

Swath Adjustment

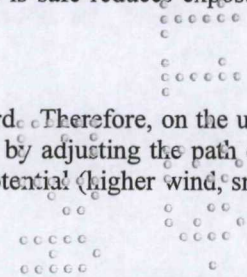
When applications are made with a crosswind, the swath will be displaced downward. Therefore, on the up and downwind edges of the field, the applicator must compensate for this displacement by adjusting the path of the aircraft upwind. Swath adjustment distance should increase, with increasing drift potential (higher wind, smaller drops, etc.)

Wind

Drift potential is lowest between wind speeds of 2-10 mph. However, many factors including droplet size and equipment type determine drift potential at any given speed. Application should be avoided below 2 mph due to variable wind direction and high inversion potential. NOTE: Local terrain can influence wind patterns. Every applicator should be familiar with local wind patterns and how they affect spray drift.

Temperature and Humidity

When making applications in low relative humidity, set up equipment to produce larger droplets to compensate for evaporation. Droplet evaporation is most severe when conditions are both hot and dry.



Temperature Inversions

Applications should not occur during a temperature inversion because drift potential is high. Temperature inversions restrict vertical air mixing, which causes small, suspended droplets to remain in a concentrated cloud. This cloud can move in unpredictable directions due to the light variable winds common during inversions. Temperature inversions are characterized by increasing temperatures with altitude and are common on nights with limited cloud cover and light to no wind. They begin to form as the sun sets and often continue into the morning. Their presence can be indicated by ground fog; however, if fog is not present, inversions can also be identified by the movement of smoke from a ground source or an aircraft smoke generator. Smoke that layers and moves laterally in a concentrated cloud (under low wind conditions) indicates an inversion, while smoke that moves upward and rapidly dissipates indicates good vertical air mixing.

Sensitive Areas

The pesticide should only be applied when the potential for drift to adjacent sensitive areas (e.g., residential areas, bodies of water, known habitat for threatened or endangered species, non-target crops) is minimal (e.g., when wind is blowing away from the sensitive areas).

DO NOT apply when wind speed favors drift beyond the area intended for treatment.

Soil Preparation: Prior to making application, the soil should be cultivated to provide a weed-free and uniform surface since DACTHAL W-75 herbicide is effective only when applied before weed seed germination occurs. Unless incorporated, DACTHAL W-75 should be applied within two to three days following cultivation, to prevent subsurface germinating weeds from becoming established. When cultivating between rows, use shields on cultivator to prevent untreated soil from covering treated bands. Cultural practices, such as forming crop beds, should be completed prior to DACTHAL W-75 application in order to avoid exposing untreated soil in the bottom of the furrow and concentrating the sprayed soil within the bed.

Soil Incorporation: DO NOT incorporate deeper than 2 inches. Shallow soil incorporation, when recommended (see specific crop recommendation), often gives more consistent results. Depending on crop and time of application, several incorporation methods may be used.

Preplant Incorporation: This type of incorporation often provides better weed control on irrigated land, and also on non-irrigated land when dry weather is anticipated following planting. When recommended, DACTHAL W-75 can be sprayed on the soil surface and then incorporated into the soil using a disc harrow or related tillage equipment. To insure complete incorporation, double disc in two directions. For incorporating banded treatments, hooded-power driven rotary tillers or ground tillers are essential.

Delayed Preemergent Incorporation: For crops where preplant incorporation can be used (see specific crop recommendation). Incorporation at this time should be used when adequate rainfall or irrigation is not available within 3 to 5 days after planting. Lightly incorporate (to 1 inch deep) with drag harrow, rotary hoe or other suitable tillage equipment.

Layby Incorporation: (Just prior to stage when plant growth would prevent further cultivation). Cultivate soil to remove established weeds. Apply DACTHAL W-75 over top of foliage and lightly incorporate with suitable equipment.

Off-Site Movement Under California Growing Conditions: Current research indicates a propensity for off-site movement of certain soil-applied pesticides in California's unique growing conditions. Pesticides, such as DACTHAL W-75, may be moved off-site through a process called co-distillation. This phenomenon has been shown to occur where bare soil is treated (crops not present) and the soil surface is very hot. The pesticides, though not highly volatile, appear to be carried from the soil surface with water molecules during rapid evaporation that occurs immediately after irrigation. Banding applications of preemergence herbicides, such as DACTHAL W-75, significantly reduces the potential for off-site movement by reducing the amount of product used to treat a given crop area.

Rates of Application and Weeds Controlled: DACTHAL W-75 is recommended at rates of 6-14 lbs./A depending on soil type and weeds to be controlled. The following table outlines general recommendations for the use of DACTHAL W-75 on various soil types. The maximum rate for each soil type should be used when moderately susceptible weeds are present. Specific recommendations for each for each crop should be consulted.

DACTHAL W-75 should not be applied to certain crops under conditions of cool, wet weather when plants are not actively growing. Refer to specific label recommendations for seeded melons, tomatoes, onions and eggplants for further details.

Soil Type	Organic Matter %	Broadcast Rate of DACTHAL W-75/A
Light-sand or sandy loam	0-3	6-8 pounds
Medium-silt loam	0-3	8-10 pounds
Heavy-clay loam	0-3	10-14 pounds
Heavy-silt loam	3-5	12-14 pounds

Weed Control Spectrum

DACTHAL W-75 is a preemergence herbicide which provides effective control of annual grasses and certain broadleaved weeds. The following weeds are grouped according to their susceptibility to DACTHAL W-75:

Susceptible Weeds

Controlled at Lowest Recommended Rates for Each Soil Type

- | | |
|-----------------------|-----------------|
| Carpetweed | Lovegrass |
| Chickweed, Common | Nettle, Burning |
| Crabgrass, Large | Pansy, Field |
| Crabgrass, Smooth | Purslane |
| Foxtail, Green | Pusley, Florida |
| Foxtail, Yellow | Witchgrass |
| Lambsquarters, Common | |

Moderately Susceptible Weeds

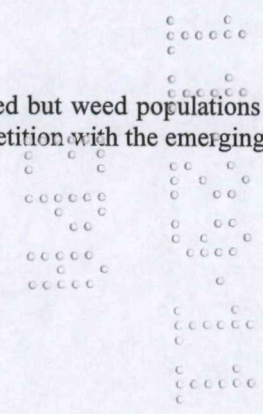
Highest Recommended Rates for Each Soil Type Required for Effective Control

- | | |
|---|--------------------------|
| Barnyardgrass | Groundcherry |
| Bluegrass, Annual | Johnsongrass (from seed) |
| Cheeseweed (Malva parviflora) | Knotweed, Prostrate |
| Copperleaf, Rhombic | Nightshade, Black |
| Copperleaf, Virginia (three-seeded mercury) | Panicum, Brown Top |
| Dodder | Pigweed, Redroot |
| Deadnettle, Purple | Sandbur |
| Deadnettle, Spotted | Spurge, Nodding |
| Goosegrass | Spurge, Prostrate |
| | Spurge, Spotted |

Difficult to Control Weeds

Commercially acceptable control of the following weeds may not always be obtained but weed populations will be suppressed when applied at the maximum-labeled rate, thus resulting in less competition with the emerging and growing crop.

- | | |
|-------------------------|-----------------------|
| Buckwheat, Wild | Panicum, Fall |
| Canarygrass, Littleseed | Panicum, Texas |
| Dock, Curly (from seed) | Polypogon, Rabbitfoot |
| Foxtail, Giant | Rocket, London |
| Goosefoot, Nettleleaf | Shepherdspurse |
| Henbit | Sowthistle, Annual |
| Knotweed, Silversheath | Vaseygrass |
| Ladysthumb | Witchweed |



Weeds Not Controlled with DACTHAL W-75

- | | |
|------------------------------|-----------------|
| Galinsoga | Nutsedge |
| Jimsonweed | Ragweed, Common |
| Johnsongrass (from rhizomes) | Smartweed |
| Mustards | Velvetleaf |

10
16


Replanting: Replanting crops other than those included on this label in DACTHAL W-75 treated soil within 8 months of application may result in crop injury. If replanting is required because of an early crop failure, the planting of onions, seeded cucurbits, potatoes, tomatoes, eggplants or peppers at this time may result in crop injury. However, all crops on this label may be planted following harvest of a DACTHAL W-75 treated crop.

IMPORTANT: After DACTHAL W-75 treatment, wait approximately 60 days before any new seeding is undertaken. DO NOT use on Dichondra.

Nursery Stock: DACTHAL W-75 can be applied to a wide range of nursery stock at the rate of 14 to 16 pounds in 50 to 100 gallons of water per acre of area treated (1 pound in 3 to 7 gallons of water per 3,000 sq. ft.).

Applications should be made to soil recently cultivated to a uniform texture. These can be made immediately following lining-out of stock. With established plantings, application should be made following proper cultivation to remove existing weeds. Where possible, this should be done early in the spring. Late summer application may prove beneficial for control of fall germinating weeds, if made following cultivation. Weed control up to three months or more may be expected following proper application.

DACTHAL W-75 is specifically recommended for weed control with the following:

Abelia	Fir	Oak
Ageratum	Forget-Me-Not	Orpine
Alyssum	Forsythia	Pachistima
Andromeda, Jap.	Four-O'Clock	Pachysandra
Arborvitae	Foxglove	Peony
Ash	Gaillardia	Petunia
Aster	Geranium	Pine
Azalea	Gladiolus	Pittosporum
Babysbreath	Goledust	Podocarpus
Barberry	Goldentuft	Poker Plant
Bellflower	Gum	Poplar
Birch	Hawthorn	Privet
Bleedingheart	Heath, Pink	Privet, variegated
Bloodleaf	Holly	Redbud
Boxwood	Hydrangea	Rhododendron
Bugloss	Honeysuckle	Rose
Camellia	Iris	Russian Olive
Candytufts	Ivy, Baltic	Sage, Scarlet
Chrysanthemum	Ivy, Boston	Snapdragon
Cinquefoil	Ivy, English	Spiderwort, Va. 
Coleus	Ivy, Wilson	Spirea 
Columbine	Juniper	Spruce 
Coneflower, Purple	Lantana	Stonecrop 
Coreopsis	Larkspur, Candle	Strawflower 
Coralbells	Lavendercotton	Sundrops 
Cosmos	Lilac	Sunflower 
Cotoneaster	Lily	Sweet Pea 
Cottonwood	Locust	Sycamore 
Cuphea	Lupine	Tree Peony 
Cypress	Magnolia	Tulip Tree 
Dahlia	Maple	Viburnum 
Delphinium	Marguerite, Golden	Violet, African 
Deutzia	Marigold	Weigela
Dogwood	Mockorange	Willow
Elaeagnus	Morningglory	Wormwood
Elm	Moss, Rose	Yarrow, Fernleaf
Euonymus	Mother-of-Thyme	Yew
Evening Primrose	Mountain Laurel	Zinnia
Feverfew	Mourning Bride	
	Nasturtium	

11
16

Do not use on the following plants:

- | | |
|-------------|------------------|
| Bugleweed | Mesembryanthemum |
| Button Pink | Pansy |
| Carnation | Phlox |
| Geum | Sweet William |
| Germander | Telanthera |

Amount of DACTHAL W-75 to Use in Treating Small Areas

Area to be Treated*	Recommended Rate DACTHAL W-75 lb/A	Amount of DACTHAL W-75 to Apply	Struck-off (level) Tablespoons
1000 sq. ft. (from 1 to 2 gallons of water should be used to spray 1000 sq. ft.)	14 (heavy soil)	5 oz.	22
	12	4 oz.	19
	10 (medium soil)	3 oz.	16
	8	3 oz.	13
	6 (sandy soil)	2 oz.	10
250 sq. ft. (from 1/4 gallon of water should be used to spray 250 sq. ft.)	14 (heavy soil)	1 1/4 oz.	5 1/2
	12	1 oz.	4 1/2
	10 (medium soil)	3/4-1 oz.	4
	8	3/4 oz.	3
	6 (sandy soil)	1/2 oz.	2 1/2

Note: In treating small areas it is important to use care in measuring out required quantity for area to be treated, properly mixing it in water and keeping it adequately agitated during application.

*Other size areas to be treated can be calculated from the above table. For example:

To treat 5000 sq. ft. at the 10 lbs./acre rate, use 80 tbsp. (5 x 16) in 5 to 10 gallons of water (5 x 1 to 2).

To treat 600 sq. ft. at the 12 lbs./acre rate, use 11.4 tbsp. (0.6 x 19) in 0.6 to 1.2 gallons of water (0.6 x 1 to 2).

Rates of application can be reduced by banding. See Conversion Chart.

Conversion Chart for DACTHAL W-75

For a 12-inch band of spray, use this amount of DACTHAL W-75 per acre.

Row Width	If overall rate is:			
	6 lbs. per acre	8 lbs. per acre	10 lbs. per acre	12 lbs. per acre
24 inches	3 lbs.	4 lbs.	5 lbs.	6 lbs.
32 inches	2-1/2 lbs.	3 lbs.	3-3/4 lbs.	4-1/2 lbs.
36 inches	2 lbs.	2-2/3 lbs.	3-1/3 lbs.	4 lbs.
40 inches	1-3/4 lbs.	2-1/2 lbs.	3 lbs.	3-2/3 lbs.

Special Precautions: DO NOT feed treated foliage to livestock or graze treated areas. Apply according to directions and under conditions favorable to good plant growth. DACTHAL W-75 will not harm crops for which its use is recommended. *However, conditions such as high salt concentration, seeding disease, cold weather, deep planting, excessive moisture or drought may injure or weaken crops normally tolerant to DACTHAL W-75, thereby increasing the possibility of herbicide damage. Under any of these conditions, one or more of the following may result: delayed crop development, reduced yields or reduced quality.*

12
T6

Recommendations

Any Application of DACTHAL W-75 Should Be Made Prior to Weed Seed Germination

Crops	When To Apply	Rate Per Acre	Remarks
Broccoli, Brussels Sprouts, Cauliflower, Cabbage and all other Brassica (cole) leafy vegetables in this crop group ¹	At seeding or transplanting	6-14 lbs. W-75*	Apply uniformly to the soil as a spray. DACTHAL W-75 can be sprayed directly over transplants without injury. If weeds have emerged, soil should be clean cultivated or weeded prior to application. Can be preplant incorporated. In California, applications must be banded and incorporated as described above.
Chayote (fruit), Chinese waxgourd (Chinese preserving melon), gherkin, gourd, edible (includes hyotan, cucuzza, hechima, Chinese okra), <i>Momordica</i> spp (includes balsam apple, balsam pear, bittermelon, Chinese cucumber), muskmelon (includes hybrids and/or varieties of <i>Cucumis melo</i> (including true cantaloupe, cantaloupe, casaba, Santa Claus melon, crenshaw melon, honeydew melon, honey balls, Persian melon, golden pershaw melon, mango melon, pineapple melon, snake melon), watermelon including hybrids and/or varieties of <i>Citrullus</i> spp.	When plants have 4-5 true leaves (see remarks)	6-14 lbs. W-75*	Apply only when plants have 4-5 true leaves, are well-established, and growing conditions are favorable for good plant growth. (If applied earlier than recommended and/or growing conditions are unfavorable, crop injury may result.) If weeds have emerged, crop should be cultivated and weeded prior to the DACTHAL W-75 application. Incorporation not recommended. In California, applications must be banded.

*(See Rates of Application and Weeds Controlled)

Crops	When To Apply	Rate Per Acre	Remarks
Collards, kale, mustard greens, turnips (greens and roots) Broccoli raab, cabbage, Chinese cabbage (bok choy), collards, kale, mizuna, mustard greens, mustard spinach, rape greens, turnips (greens and roots: broccoli raab (raab, raab salad), hanover salad, turnip tops (turnip greens))	At seeding	6-14 lbs. W-75*	Apply uniformly to the soil as a spray at time of seeding. Can be preplant incorporated. In California, applications must be banded and incorporated as described above.
Horseradish	At planting	6-14 lbs. W-75*	Apply uniformly to the soil as a spray at time of seeding. Preplant incorporation not recommended. In California, applications must be banded.

Crops	When To Apply	Rate Per Acre	Remarks
Onions: dry bulb onions (shallots); green onions (leeks, spring onions or scallions, Japanese bunching onions, Welsh onion, green shallots, or green eschalots)	At seeding or transplanting and/or at layby	See preemergence rate and weeds controlled. In sandy loam soils, however, maximum preemergence rate of 10 pounds W-75 per acre is recommended	<p>Apply uniformly to the soil as a spray. DACTHAL W-75 can be sprayed directly over transplants without injury. A layby application can be made on onions either alone or in addition to a DACTHAL W-75 preemergence treatment up to 14 weeks after planting at rates up to 14 lbs. per acre on any soil type. If weeds emerge prior to layby, the onions should be cultivated or weeded prior to application. Preplant incorporation not recommended.</p> <p>Broadcast applications permitted in California for onions in certain counties from August through December. Due to potential for off-site movement through co-distillation and deposition on unlabeled crops, DACTHAL W-75 should be applied as a band application to onions in all counties with the following exception. During the period from August 1 through December 31, broadcast applications of DACTHAL W-75 may be made in the following counties: Fresno, Tulare, Kern, San Bernardino, Los Angeles, Riverside, San Diego and Imperial. A minimum of 50 gallons of water per acre should be used for broadcast applications. During the period from January 1 through July 31, DACTHAL W-75 applications should be applied as a banded application in all counties.</p>

*(See Rates of Application and Weeds Controlled)

Crops	When To Apply	Rate Per Acre	Remarks
Radish	At seeding or up to three-leaf stage	6-14 lbs. W-75 per acre	<p>Apply uniformly to the soil as a spray in 20 to 30 gallons of water per acre. If weeds have emerged, soil should be clean cultivated or weeded prior to application to permit uniform coverage of soil. Preplant incorporation not recommended. DO NOT graze on treated areas or feed plant refuse to livestock. DO NOT harvest within 25 days of application.</p> <p>Based upon available residue data, the use of DACTHAL W-75 for weed control in radishes is limited to the State of California. In California, applications must be banded.</p>
Sweet Potatoes; arrowroot; cassava, bitter and sweet; chayote (root); dasheen (taro); turmeric	At transplanting and layby	See Rates of Application and Weeds Controlled	<p>Apply uniformly to the soil as a spray at transplanting. DACTHAL W-75 can be sprayed directly over transplants without injury. Lay by applications can be made up to 6 weeks after transplanting. If weeds are present, the crop should be weeded or cultivated prior to DACTHAL W-75 application. Incorporation of layby applications not recommended. In California, applications must be banded.</p>

Crops	When To Apply	Rate Per Acre	Remarks
Tomatoes; tomatillos; eggplant; pepino; groundcherry	4-6 weeks after transplanting or on direct seeded plants at 4-6 inches in height (see remarks)	See Rates of Application and Weeds Controlled	Application uniformly to the soil should be confined to a period of 4-6 weeks after transplanting. Plants should be well-established and growing conditions favorable for good plant growth. DACTHAL W-75 can be sprayed directly over transplants without injury. If weeds have emerged, the crop should be cultivated or weeded prior to making the DACTHAL W-75 application. DO NOT apply to seeded plants until plants are 4-6 inches in height, well established and growing conditions are favorable for good plant growth. In California, applications must be banded.
Strawberries: New Plantings	At transplanting	12 pounds W-75 per acre	Apply uniformly to the soil as a spray. For new beds apply 12 pounds at transplanting. Can be preplant incorporated. In California, applications must be banded and incorporated as described above.
Strawberries: Established Plantings	Fall and early Spring	8-12 pounds W-75 per acre	Application of 8-12 pounds per acre may be applied to control late summer or early fall germinating weeds. Application to established plantings should be made in fall and early spring. DO NOT apply after first bloom through harvest. Applications may be made directly over the plants without injury. In California, applications must be banded.
Note: Rates can be reduced by banding.		Layby used in this table refers to the time just prior to the stage when crop plant size would prevent further cultivation.	

¹Brassica leafy vegetables crop group includes broccoli, Chinese (gai lon, white flowering) broccoli, broccoli raab (rapini), Brussels sprouts, cabbage, Chinese cabbage (bok choy, napa, tight-heading varieties), Chinese mustard cabbage (gai choy), cauliflower, cavalo broccolo, collards, kale, kohlrabi, mizuna, mustard greens, mustard spinach and rape greens.

Fruits of the gourd (*Cucurbitaceae*) family that are consumed when immature, 100% of the fruit is edible either cooked or raw, once picked it cannot be stored, has a soft rind which is easily penetrated, and if seeds were harvested they would not germinate; *Lagenaria* spp. (i.e., spaghetti squash, hyotan, cucuzza); *Luffa* spp. (i.e., hechima, Chinese okra); *Momordica* spp. (i.e., bitter melon, balsam pear, balsam apple, Chinese cucumber); *Sechium edule* (chayote); and other cultivars and/or hybrids of these.

15
16

Application and Calibration Techniques for Sprinkler Irrigation

Apply DACTHAL W-75 only through center pivot, motorized lateral move, solid set or portable (side roll, end tow or hand move) irrigation systems. DO NOT apply this product through any other type of irrigation system.

Crop injury or lack of effectiveness can result from non-uniform distribution of treated water.

If you have questions about calibration, you should contact State Extension Service specialists, equipment manufacturers or other experts.

DO NOT apply this product through irrigation systems connected to a public water system. "Public water system" means a system for the provision to the public of piped water for human consumption if such system has at least 15 service connections or regularly serves an average of at least 25 individuals daily at least 60 days per year.

A person knowledgeable of the chemigation system and responsible for its operation, or under the supervision of the responsible person, shall shut the system down and make necessary adjustments should the need arise.

The system must contain a functional check valve, vacuum relief valve, and low-pressure drain appropriately located on the irrigation pipeline to prevent water source contamination from backflow.

The pesticide injection pipeline must contain a functional, automatic, quick-closing check valve to prevent the flow of fluid back toward the injection pump.

The pesticide injection pipeline must also contain a functional, normally-closed, solenoid-operated valve located on the intake side of the injection pump and connected to the system interlock to prevent fluid from being withdrawn from the supply tank when the irrigation system is either automatically or manually shut down.

Always inject DACTHAL W-75 into irrigation water after it discharges from the irrigation pump and after it passes through the check valve. Never inject pesticides into the intake line of the suction side of the pump.

The system must contain functional interlocking controls to automatically shut off the pesticide injection pump when the water pump motor stops.

The irrigation line or water pump must include a functional pressure switch which will stop the water pump motor when the water pressure decreases to the point where pesticide distribution is adversely affected.

Systems must use a metering pump, such as a positive displacement injection pump (e.g., diaphragm pump) effectively designed and constructed of materials that are compatible with pesticides and capable of being fitted with a system interlock.

DO NOT apply when wind speed favors drift beyond the area intended for treatment.

Spray mixture in the chemical supply tank must be agitated at all times, otherwise settling and uneven application may occur.

DACTHAL W-75 may be used through two basic types of sprinkler irrigation systems as outlined in Sections A and B below. Determine which type of system is in place, then refer to the appropriate directions provided for each type. The tank containing DACTHAL W-75 must be equipped with effective mechanical agitation to keep the wettable powder in suspension. Premixing DACTHAL W-75 as instructed under ground application will insure that a uniform suspension is obtained. The injection equipment which contains the DACTHAL W-75 suspension should be connected to the discharge side of the irrigation pump or other pressurized equipment attached to the irrigation line.

A. Center Pivot and Motorized Lateral Move Irrigation Equipment

For injection of pesticides, these continuously moving systems must use a positive displacement injection pump, of either diaphragm or piston type, constructed of materials that are compatible with pesticides and capable of injection at pressures approximately 2-3 times those encountered within the irrigation water line. Venturi applicator units cannot be used on these systems.

Fill chemical supply tank of injection equipment with water. Operate system for one complete revolution or run across the field, measuring time required, amount of water injected, and acreage covered. Thoroughly mix recommended amount of DACTHAL W-75 for acreage to be covered into same amount of water used during calibration and inject into system continuously for one revolution or run. Mixture in the chemical supply tank must be continuously agitated during the injection run. Shut off injection equipment after one revolution or run, but continue to operate irrigation system until DACTHAL W-75 has been cleared from last sprinkler head.

16
16

B. Solid Set and Portable (Side Roll, End Tow or Hand Move) Irrigation Equipment

Determine acreage covered by sprinkler. Fill tank of injection equipment with water and adjust flow to use contents over a 30 to 45-minute period. Mix desired amount of DACTHAL W-75 for acreage to be covered into quantity of water used during calibration and operate entire system at normal pressures recommended by the manufacturer of injection equipment used for amount of time established during calibration. DACTHAL W-75 can be injected at the beginning or end of the irrigation cycle or as a separate application. Stop injection equipment after treatment is completed and continue to operate irrigation system until DACTHAL W-75 has been cleared from last sprinkler head.

STORAGE AND DISPOSAL

DO NOT contaminate water, food or feed by storage or disposal. Open dumping is prohibited.

PESTICIDE STORAGE: Store in a dry place.

PESTICIDE DISPOSAL: Wastes resulting from the use of this product may be disposed of at an approved waste disposal facility. DO NOT contaminate water when disposing of equipment washwaters.

CONTAINER DISPOSAL: Nonrefillable container. Do not reuse or refill this container. Completely empty bag into application equipment. When completely empty, offer for recycling or dispose of empty bag in a sanitary landfill or by incineration, or, if allowed by state and local authorities, by burning. If burned, stay out of smoke.

LIMITED WARRANTY AND DISCLAIMER

The manufacturer warrants (a) that this product conform to the chemical description on the label; (b) that this product is reasonably fit for the purposes set forth in the directions for use, subject to the inherent risks referred to herein, when it is used in accordance with such directions; and (c) that the directions, warnings, and other statements on this label are based upon responsible experts' evaluations of reasonable tests of effectiveness, of toxicity to laboratory animals and to plants and residues on food crops, and upon reports of field experience. Tests have not been made on all varieties of food crops and plants, or in all states or under all conditions.

THERE ARE NO EXPRESS WARRANTIES OTHER THAN THOSE SET FORTH HEREIN. THE MANUFACTURER NEITHER MAKES NOR INTENDS, NOR DOES IT AUTHORIZE ANY AGENT OR REPRESENTATIVE, TO MAKE ANY OTHER WARRANTIES, EXPRESS OR IMPLIED, AND IT EXPRESSLY EXCLUDES AND DISCLAIMS ALL IMPLIED WARRANTIES OF MERCHANTABILITY OF FITNESS FOR A PARTICULAR PURPOSE, OR ANY WARRANTY OF QUALITY OR PERFORMANCE. THIS WARRANTY DOES NOT EXTEND TO, AND THE BUYER SHALL BE SOLELY RESPONSIBLE FOR, ANY AND ALL LOSS OR DAMAGE WHICH RESULTS FROM THE USE OF THIS PRODUCT IN ANY MANNER WHICH IS INCONSISTENT WITH THE LABEL DIRECTIONS, WARNINGS OR CAUTIONS.

BUYER'S EXCLUSIVE REMEDY AND MANUFACTURER'S OR SELLER'S EXCLUSIVE LIABILITY FOR ANY AND ALL CLAIMS, LOSSES, DAMAGES, OR INJURIES RESULTING FROM THE USE OR HANDLING OF THIS PRODUCT, WHETHER OR NOT BASED IN CONTRACT, NEGLIGENCE, STRICT LIABILITY IN TORT OR OTHERWISE, SHALL BE LIMITED, AT THE MANUFACTURER'S OPTION, TO REPLACEMENT OF, OR THE REPAYMENT OF THE PURCHASE PRICE FOR, THE QUANTITY OF PRODUCT WITH RESPECT TO WHICH DAMAGES ARE CLAIMED. IN NO EVENT, SHALL MANUFACTURER OR SELLER BE LIABLE FOR SPECIAL, INDIRECT OR CONSEQUENTIAL DAMAGES RESULTING FROM THE USE OR HANDLING OF THIS PRODUCT.

AMVAC offers this product, and Buyer accepts it, subject to the foregoing Limited Warranty and Disclaimer which may be varied only by agreement in writing signed by an authorized representative of AMVAC.

Dacthal® is a registered trademark of AMVAC Chemical Corporation.

Questions? Call 1-888-462-6822



c c c c c c c c c c c c
c c c c c c c c c c c c
c c c c c c c c c c c c
c c c c c c c c c c c c
c c c c c c c c c c c c
c c c c c c c c c c c c
c c c c c c c c c c c c
c c c c c c c c c c c c