

5481-452

11/12/2003

5 7115150 1/6



UNITED STATES ENVIRONMENTAL PROTECTION AGENCY
WASHINGTON, D.C. 20460

OFFICE OF
PREVENTION, PESTICIDES AND
TOXIC SUBSTANCES

Darryl E. Brock
Regulatory Affairs Manager
AMVAC Chemical Corporation
4695 MacArthur Court
Suite 1250
Newport Beach, CA 92660

NOV 12 2003

Subject: Tre-Hold® RTU SPROUT INHIBITOR
EPA Reg. No. 5481-452
Amendment dated August 1, 2003

Dear Mr. Brock:

The amended label referred to above, submitted in connection with registration under the Federal Insecticide, Fungicide and Rodenticide Act as amended is acceptable provided the following changes are made:

- In the "First Aid" block, add the following:
If in eyes:
 - Hold eye open and rinse slowly and gently with water for 15 to 20 minutes
 - Remove contact lenses, if present, after the first 5 minutes, then continue rinsing eye.
 - Call a poison control center or doctor for treatment advice.
- In the "Storage and Disposal" block: Move the sentence "Do not contaminate...or disposal" to immediately under the "STORAGE AND DISPOSAL" header. It is suggested that you change the subheader "STORAGE" to "PESTICIDE STORAGE"

One copy of the label stamped "Accepted with comments" is enclosed for your records. Please submit one copy of the final printed label that incorporates the required changes before the product is released for shipment.

If you have any questions, please contact Robert Westin by phone at (703) 305-5721 or via email at westin.robert@epa.gov.

Sincerely,

/s/

Cynthia Giles-Parker
Product Manager (22)
Fungicide Branch
Registration Division (7505C)

**ACCEPTED
with COMMENTS
In EPA Letter Dated:**

NOV 12 2003

Under the Federal Insecticide,
Fungicide, and Rodenticide Act,
as amended, for the pesticide
registered under EPA Reg. No.

5481-452

Tre-Hold® RTU SPROUT INHIBITOR

Ready-to-Use Formulation

Controls Sprouts and Sucker Growth on Apples, Olives, Pears, Non-Bearing Citrus and Nectarines, and Ornamental Woody Plants. For Commercial/Ag Use: Not Residential Use.

ACTIVE INGREDIENT:

Ethyl 1-Naphthaleneacetate 1.15%

INERT INGREDIENTS:..... 98.85%

TOTAL: 100.00%

KEEP OUT OF REACH OF CHILDREN CAUTION

FIRST AID	
If on skin or clothing:	<ul style="list-style-type: none"> • Take off contaminated clothing. • Rinse skin immediately with plenty of water for 15-20 minutes. • Call a poison control center or doctor for treatment advice.
If inhaled:	<ul style="list-style-type: none"> • Move person to fresh air. • If person is not breathing, call 911 or an ambulance, then give artificial respiration, preferably mouth-to-mouth if possible. • Call a poison control center or doctor for further treatment advice.
EMERGENCY INFORMATION	
Have the product container or label with you when calling a poison control center or doctor, or going for treatment. FOR THE FOLLOWING EMERGENCIES, PHONE 24 HOURS A DAY:	
Transportation: CHEMTREC.....	1-800-424-9300
Other: AMVAC.....	1-323-264-3910

SEE SIDE/BACK PANEL FOR ADDITIONAL PRECAUTIONARY STATEMENTS AND DIRECTIONS FOR USE.

EPA Reg. No. 5481-452
EPA Est. No. 5481-CA-01

Net Weight:
As Marked on Container

**ACCEPTED
with COMMENTS
In EPA Letter Dated:
NOV 12 2003**

Under the Federal Insecticide,
Fungicide and Rodenticide Act,
as amended, this pesticide
registration is suspended. Reg. No.

5481-452



4100 E. Washington Blvd.
Los Angeles, CA 90023 U.S.A
1-323-264-3910 • www.amvac-chemical.com

PRECAUTIONARY STATEMENTS

HAZARDS TO HUMANS AND DOMESTIC ANIMALS

CAUTION: Harmful if swallowed or inhaled. Causes eye and skin irritation. Avoid contact with eyes, skin or clothing.

PERSONAL PROTECTIVE EQUIPMENT (PPE)

Applicators and other handlers must wear:

- Long-sleeved shirt and long pants
- Chemical-resistant gloves made of any waterproof material
- Shoes plus socks
- Protective eyewear

Follow manufacturer's instructions for cleaning/maintaining PPE. If no such instructions for washables, use detergent and hot water. Keep and wash PPE separately from other laundry.

User Safety Recommendations

Users should:

- Wash hands before eating, drinking, chewing gum, using tobacco or using the toilet.
- Remove clothing immediately if pesticide gets inside. Then wash thoroughly and put on clean clothing.
- Remove PPE immediately after handling this product. Wash the outside of gloves before removing. As soon as possible, wash thoroughly and change into clean clothing.

ENVIRONMENTAL HAZARDS

Do not contaminate water when disposing of equipment washwaters. Do not apply directly to water, to areas where surface water is present, or to intertidal areas below the mean high water mark.

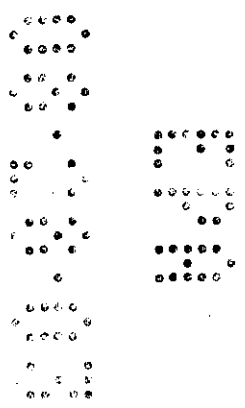
PHYSICAL OR CHEMICAL HAZARDS

Do not use or store near heat or open flame.

DIRECTIONS FOR USE

It is a violation of Federal law to use this product in a manner inconsistent with its labeling. Do not apply this product in a way that will contact workers or other persons, either directly or through drift. Only protected handlers may be in the area during application. For any requirements specific to your State or Tribe, consult the agency responsible for pesticide regulation. Do not apply Tre-Hold® RTU Sprout Inhibitor through any type of irrigation system.

Proper pruning of young non-bearing trees promotes the growth and development of strong, well-spaced branches that can support more larger sized fruit, resist wind and ice damage, improve spray penetration for better insect and disease control and improve light penetration for better fruit set, size and color. Non-bearing citrus and nectarine trees sprout vigorously from the root stock and from pruning cuts made on hard wood branches. Tre-Hold® RTU Sprout Inhibitor controls sprouting from pruning cuts, trunks and root stocks. Tre-Hold® RTU Sprout Inhibitor is a ready to use product. For non-bearing nectarines, dilute 1 part to 3 parts water (see dilution chart) and thoroughly treat cut surfaces immediately after pruning to obtain maximum sprout inhibition. Do not allow Tre-Hold® RTU Sprout Inhibitor to contact buds or foliage as injury may result. Mix thoroughly before using.



AGRICULTURAL USE REQUIREMENTS

Use this product only in accordance with its labeling and with the Worker Protection Standard, 40 CFR part 170. This Standard contains requirements for the protection of agricultural workers on farms, forests, nurseries, and greenhouses, and handlers of agricultural pesticides. It contains requirements for training, decontamination, notification, and emergency assistance. It also contains specific instructions and exceptions pertaining to the statements on this label about personal protective equipment (PPE) and restricted-entry interval. These requirements only apply to uses of this product that are covered by the Worker Protection Standard.

Do not enter or allow worker entry into treated areas during the restricted-entry interval (REI) of 12 hours.

PPE required for early entry to treated areas that is permitted under the Worker Protection Standard and that involves contact with anything that has been treated, such as plants, soil, or water, is:

- Coveralls
- Chemical-resistant gloves made of any waterproof material
- Shoes plus socks
- Protective eyewear.

NON-AGRICULTURAL USE REQUIREMENTS

The requirements in this box apply to uses of this product NOT in the scope of the Worker Protection Standard, for agricultural pesticides 40 CFR part 170. The WPS applies when this product is used to produce agricultural plants on farms, forests, nurseries or greenhouses. Keep children, pets and other unprotected persons out of treated areas until sprays have dried.

FOR USE ON APPLES AND PEARS

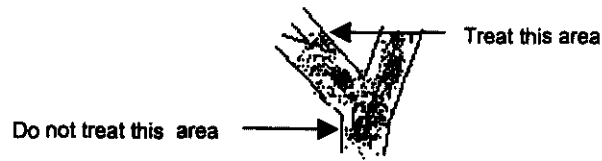
Do not apply Tre-Hold® RTU Sprout Inhibitor to trees less than one year old as injury and stand loss will occur. Do not treat any tree that is not vigorous, healthy, and free from stress.

New Plantings

Apple and pear trees, healthy, vigorous and free from stress, may be treated after planting in the grove when the trees show established growth. Remove sprouts and follow the application procedures described below. Do not apply to non-established or stressed trees as injury and stand loss will result.

Established Plantings— Scaffold Limbs

Prune existing sprouts and treat during the dormant season. Thoroughly cover area where existing sprouts were removed but restrict treatment to the cut surfaces and 2 to 3 inches of the surrounding area. Apply Tre-Hold® RTU Sprout Inhibitor with a brush or small hand held pump-up type sprayer. Use low pressure (not to exceed 25 psi) to avoid fine spray particles from drifting or splashing on surrounding fruiting wood or buds.



Do not treat scaffold limbs after bud activity starts in the Spring. There has been some fruit size reduction on Golden Delicious and Anjou pears from excessive treatments to scaffold limbs on older, weaker trees. To minimize the chance of injury, limit treated areas to 10 percent of the total bark area of the tree. Do not treat weak trees, and do not repeat applications on the same tree for at least one year.

Trunk and Basal Sprouts and Root Suckers

Prune existing sprouts and apply Tre-Hold® RTU Sprout Inhibitor during the dormant season prior to green tip stage or during the Summer pruning season when the new shoots are 6 to 12 inches in height. The later applications have been the most effective. On bearing trees do not treat suckers during bud swell, bloom or fruit set. This period is from the start of growth to 4 weeks after petal fall. Application during this time can result in excessive thinning.

Apply Tre-Hold® RTU Sprout Inhibitor with a brush, small hand held sprayer or back pack sprayer. For large projects, power operated low pressure spray equipment with attached hand gun or trunk directed nozzle can be used. Maintain low spray pressure (not to exceed 25 psi) to avoid spray drift of fine spray particles.

Pruning Cuts on Large Lateral or Upright Limbs

To control sprouts in the vicinity of pruning cuts, paint the Tre-Hold® RTU Sprout Inhibitor on the bark in the immediate vicinity of the cut. Treat several inches of bark around the cut. Apply with a brush, small hand held sprayer or back pack sprayer. Do not allow the mixture to splash or drip onto other parts of the tree. Treat only in the dormant season prior to bud activity. Spray application is not recommended, due to the possibility of spray contacting fruit buds.

OLIVES

Trunk Basal Sprouts and Root Suckers

(Do not treat scaffold branches or pruning cuts on olive trees.) Prune off existing sprouts or suckers and allow new sprouts to regrow. Treat with Tre-Hold® RTU Sprout Inhibitor when sprouts are not more than 10 inches tall. Apply with a brush, small hand held sprayer or back pack sprayer. Tre-Hold® RTU Sprout Inhibitor will control new sprout growth of olives, but will not control old woody sprouts. Do not treat during olive bloom or fruit set. Limit treated areas to 10% of the plant's total bark surface.

ORNAMENTAL WOODY PLANTS

Controls Regrowth of Tree Sprouts Following Proper Pruning

Tre-Hold® RTU Sprout Inhibitor prevents and inhibits vegetative growth in woody plants. After proper pruning, allow new sprouts to regrow and apply Tre-Hold® RTU Sprout Inhibitor with a brush, a small hand held sprayer or back pack sprayer when sprouts are no more than 10 inches tall. It is effective on many ornamental, flowering and shade trees such as:

American Elm	Crabapples	Red Maple	Sycamore
Carob	Crepe Myrtle	River Birch	Water Oak
Chinese Elm	Flowering Plum	Silver Maple	Wax Myrtle
Coast Redwood	Pyracanthas	Sugar Maple	Willow spp. (Black; Marsh)

For most effective control of resprouts, prune to a lateral branch (drop crotch pruning), and apply Tre-Hold® RTU Sprout Inhibitor after resprout growth has begun. Do not leave stubs and avoid severe trimming. Treatment of all cuts is important.

NON-BEARING CITRUS

Use the product as supplied (undiluted) and follow the procedures described below for treating sprouts on scaffold limbs, trunks and rootstocks.

NON-BEARING NECTARINES

For non-bearing nectarines, first dilute the product to 1/4 the standard rate as shown in the following examples and follow the procedures described below for treating sprouts on scaffold limbs, trunks and rootstocks.

PRODUCT DILUTION FOR NON-BEARING NECTARINES		
Amount of Tre-Hold® RTU Sprout Inhibitor	Amount of Water	Total Volume
1 Quart	3 Quarts	1 Gallon
1 Gallon	3 Gallons	4 Gallons

This product is not for use on non-bearing nectarines in California.


APPLICATION TO NON-BEARING CITRUS

Sprouting from Scaffold Limbs

Remove unwanted sprouts and thoroughly coat cut surfaces and surrounding bark.

Sprouting from Trunk

Remove trunk suckers and water sprouts and apply Tre-Hold® RTU Sprout Inhibitor to the entire trunk from ground line to scaffold limbs.



Rootstock

Non-bearing citrus rootstock which is healthy, vigorous and free from stress may be treated. After planting, apply Tre-Hold® RTU Sprout Inhibitor from the ground line to the first scaffold branches. Do not allow the product to puddle at the base of the trees as injury and stand loss may occur. Do not apply to rootstock if the bud union has not callused. In temperate zones where freezing may injure scaffold branches, restrict treatment to the frost-free period to allow for a short period of growth between treatment and damaging freeze.

STORAGE AND DISPOSAL

STORAGE: Do not store near fertilizers, seeds, insecticides or fungicides.
PESTICIDE DISPOSAL: Do not contaminate water, food or feed by storage or disposal. Wastes resulting from the use of this product may be disposed of on site or at an approved waste disposal facility.
CONTAINER DISPOSAL: Do not reuse empty container. Triple rinse (or equivalent). Then offer for recycling or reconditioning, or puncture and dispose of in a sanitary landfill, or incineration, or, if allowed by State and local authorities, by burning. If container is burned, stay out of smoke.

LIMITED WARRANTY AND DISCLAIMER

The manufacturer warrants (a) that this product conforms to the chemical description on the label; (b) that this product is reasonably fit for the purposes set forth in the directions for use, subject to the inherent risks referred to herein, when it is used in accordance with such directions; and (c) that the directions, warnings, and other statements on this label are based upon responsible experts' evaluations of reasonable tests of effectiveness, of toxicity to laboratory animals and to plants and residues on food crops, and upon reports of field experience. Tests have not been made on all varieties of food crops and plants, or in all states or under all conditions.

THERE ARE NO EXPRESS WARRANTIES OTHER THAN THOSE SET FORTH HEREIN. THE MANUFACTURER NEITHER MAKES NOR INTENDS, NOR DOES IT AUTHORIZE ANY AGENT, OR REPRESENTATIVE, TO MAKE ANY OTHER WARRANTIES, EXPRESS OR IMPLIED, AND IT EXPRESSLY EXCLUDES AND DISCLAIMS ALL IMPLIED WARRANTIES OF MERCHANTABILITY OF FITNESS FOR A PARTICULAR PURPOSE, OR ANY WARRANTY OF QUALITY OR PERFORMANCE. THIS WARRANTY DOES NOT EXTEND TO, AND THE BUYER SHALL BE SOLELY RESPONSIBLE FOR, ANY AND ALL LOSS OR DAMAGE WHICH RESULTS FROM THE USE OF THIS PRODUCT IN ANY MANNER WHICH IS INCONSISTENT WITH THE LABEL DIRECTIONS, WARNINGS OR CAUTIONS.

BUYER'S EXCLUSIVE REMEDY AND MANUFACTURER'S OR SELLER'S EXCLUSIVE LIABILITY FOR ANY AND ALL CLAIMS, LOSSES, DAMAGES, OR INJURIES RESULTING FROM THE USE OR HANDLING OF THIS PRODUCT, WHETHER OR NOT BASED IN CONTRACT, NEGLIGENCE, STRICT LIABILITY IN TORT OR OTHERWISE, SHALL BE LIMITED, AT THE MANUFACTURER'S OPTION, TO REPLACEMENT OF, OR THE REPAYMENT OF THE PURCHASE PRICE FOR, THE QUANTITY OF PRODUCT WITH RESPECT TO WHICH DAMAGES ARE CLAIMED. IN NO EVENT, SHALL MANUFACTURER OR SELLER BE LIABLE FOR SPECIAL, INDIRECT OR CONSEQUENTIAL DAMAGES RESULTING FROM THE USE OR HANDLING OF THIS PRODUCT.

AMVAC offers this product, and Buyer accepts it, subject to the foregoing Limited Warranty which may be varied only by agreement in writing signed by an authorized representative of AMVAC.

Tre-Hold® is a registered trademark of Amvac Chemical Corporation.

Amvac Chemical Corporation
4100 E. Washington Blvd.
Los Angeles, CA 90023 U.S.A.
1-323-264-3910
www.amvac-chemical.com

