

5382-44

12/30/2009

1/9



**Office of Pesticide Programs**

DEC 30 2009

Kindra V. Levels  
Industrial Health Specialist  
Occidental Chemical Corporation  
PO Box 809050  
Dallas, TX 75380-9050

**FILE COPY**

Subject: Technical Sodium Chlorite Solution 18.75  
EPA Registration No. 5382-44  
Application Date: December 03, 2009  
Receipt Date: December 11, 2009s

Dear Ms. Levels:

This acknowledges receipt of your notification, submitted under the provision of PR Notice 98-10, FIFRA section 3(c)9.

**Proposed Notification:**

- Revision to "Storage and Disposal" statement per PR Notice 2007-4

**General Comments:**

Based on a review of the material submitted, the following comment applies:

The notification application is acceptable and a copy has been inserted in your file for future reference.

Should you have any questions or comments concerning this letter, please contact me at (703) 308-6345.

Sincerely,

Wanda Y. Henson  
Acting Product Manager (32)  
Regulatory Management Branch II  
Antimicrobials Division (7510P)





**Occidental Chemical Corporation**  
A subsidiary of Occidental Petroleum Corporation

**OxyChem.**

5005 LBJ Freeway, Suite 2200, Dallas, TX 75244-6119  
P. O. Box 809050, Dallas, TX 75380-9050  
Phone 972.404.3800

3/9

December 3, 2009

Document Processing Desk (NOTIF)  
Office of Pesticide Programs (7504P)  
U.S. Environmental Protection Agency  
1200 Pennsylvania Ave., NW  
Washington, DC 20460-0001

SUBJECT: Notification of label changes per PR Notice 2007-4

Dear Madam or Sir:

Enclosed is a pesticide registration amendment application for Occidental Chemical Corporation's **Technical Sodium Chlorite Solution 18.75, EPA Reg. No. 5382-44**. The registration is being amended by notification to bring it into compliance with the current regulatory requirements of Pesticide Registration Notice (PR) 2007-4: Labeling Revisions Required by the Final Rule "Pesticide Management and Disposal; Standards for Pesticide Containers and Containment."

Enclosed you will find the following documents supporting this notification:

- *Application for Pesticide Registration*, EPA Form 8570-1, with an attachment
- One (1) copy of the new label (with changes highlighted)


Notification of label change per PR Notice 2007-4. This notification is consistent with the guidance in PR Notice 2007-4 and the requirements of EPA's regulations at 40 CFR §§ 156.10, 156.140, 156.144, 156.146, and 156.156. No other changes have been made to the labeling or the Confidential Statement of Formula for this product. I understand that it is a violation of 18 U.S.C. Sec. 1001 to willfully make any false statement to EPA. I further understand that if the amended label is not consistent with the requirements of 40 CFR §§ 156.10, 156.140, 156.144, 156.146, and 156.156, this product may be in violation of FIFRA and I may be subject to enforcement action and penalties under sections 12 and 14 of FIFRA.

Should you have any questions regarding this registration amendment application, please give me a call at the number indicated below or you may e-mail me at [kindra\\_levels@oxy.com](mailto:kindra_levels@oxy.com).

Sincerely,

Kindra Levels

Enclosures







6/9

# TECHNICAL SODIUM CHLORITE SOLUTION 18.75

ACTIVE INGREDIENT: Sodium Chlorite\* .....15%  
 OTHER INGREDIENTS: .....85%  
 Total: 100%  
 \*AVAILABLE CHLORINE .....23.4%

CONTAINS 1.55 LBS. OF SODIUM CHLORITE  
PER GALLON AT 70°F

**KEEP OUT OF REACH OF CHILDREN**  
**DANGER**

<b>FIRST AID</b>	
<b>If in eyes:</b>	<ul style="list-style-type: none"> <li>Hold eye open and rinse slowly and gently with water for 15-20 minutes.</li> <li>Remove contact lenses, if present, after the first 5 minutes.</li> <li>Call a poison control center or doctor immediately for treatment advice.</li> </ul>
<b>If on skin or clothing:</b>	<ul style="list-style-type: none"> <li>Take off contaminated clothing.</li> <li>Rinse skin immediately with plenty of water for 15-20 minutes, then continue rinsing eye.</li> <li>Call a poison control center or doctor for treatment advice if burning or irritation of the skin persists.</li> </ul>
<b>If swallowed:</b>	<ul style="list-style-type: none"> <li>Have person drink a glass of water immediately if able to swallow.</li> <li>Call a poison control center or doctor immediately for treatment advice.</li> <li>Do not induce vomiting unless told to do so by the poison control center or doctor.</li> <li>Do not give anything by mouth to an unconscious person.</li> </ul>
<b>If inhaled:</b>	<ul style="list-style-type: none"> <li>Move person to fresh air and monitor for respiratory distress.</li> <li>If cough or difficulty in breathing develops, consult a physician immediately.</li> <li>If person is not breathing, call 911 or an ambulance, then give artificial respiration.</li> <li>Call a poison control center or doctor for further treatment advice.</li> </ul>
<p><b>For emergency information call: 800-733-3665 (24 hours)</b> Have the product container or label with you when calling a poison control center or doctor or going to treatment</p>	
<p><b>NOTE TO PHYSICIAN:</b> Probable mucosal damage may contraindicate the use of gastric lavage.</p>	

**Manufactured By:**




**Occidental Chemical Corporation**  
P.O.Box 809050  
Dallas, TX. 75380-9050

24-Hour Emergency No: 1-800-733-3665  
CHEMTREC Emergency No: 1-800-424-9300

EPA Reg. No. 5382-44

EPA Est. 5382-KS-1  
 EPA Est. 70547-IL-1

\_\_\_\_\_ Gals. Net ( \_\_\_\_\_ )



# TECHNICAL SODIUM CHLORITE SOLUTION 18.75

Column 3

- Biocontrol in food processing flumes, water-using equipment, cooling water, and recycled waters.
- Disinfection of sewage and plant wastes.
- Destruction of phenolics, simple cyanides and sulfides by chemical oxidation.
- Bacterial slime control in white water paper mill systems.
- Bacterial control in oil well and petroleum systems.

**See product bulletins (or Technical Data Sheets) for specific application instructions. Your Occidental Chemical Corporation representative can guide you in the application techniques.**

**Method of feed:** Large amounts of chlorine dioxide can be generated by two common methods, including:

1. The chlorine method which utilizes a Sodium Chlorite solution and chlorine gas, or
2. The hypochlorite method which utilizes a Sodium Chlorite solution, a hypochlorite solution, and an acid.


Your Occidental Chemical Corporation representative can guide you in the selection, installation and operation for feed systems. Consult product bulletin and also the instructions on the chlorine dioxide generation system before using Technical Sodium Chlorite Solution 18.75. User is responsible for compliance with applicable Federal, state and local laws regarding proper use and disposal of the chlorine dioxide generated.

### Directions for Use in Controlling Microbial Population in Poultry Processing Water

Chlorine dioxide generated from Technical Sodium Chlorite Solution 18.75 may be used as an antimicrobial agent in water used in poultry processing, provided that the residual concentration of chlorine dioxide does not exceed 3 ppm, as determined by an appropriate method in accordance with 21CFR§173.300. For treatment of poultry chill water, apply Technical Sodium Chlorite Solution 18.75 as necessary through a chlorine dioxide generation system to maintain a residual concentration of up to 3 parts per million (ppm) chlorine dioxide in the chiller water.

### Food Plant Process Water Treatment

Chlorine dioxide generated from sodium chlorite is effective for use in controlling microbiological growth in flume water and other food processing water systems such as chill water systems and hydrocoolers. The required dosages will vary with process conditions and the degree of contamination present. Depending on the requirements of the specific water system, sodium chlorite should be applied continuously or intermittently through a chlorine dioxide generating system to achieve a chlorine dioxide residual concentration between 0.25 and 5.0 ppm. Water, containing up to 3 ppm residual chlorine dioxide may be used for washing fruits and vegetables that are not raw agricultural commodities in accordance with



# TECHNICAL SODIUM CHLORITE SOLUTION 18.75

Column 4

21CFR§173.300. Treatment of the fruits and vegetables with chlorine dioxide must be followed by a potable water rinse, or by blanching, cooking or canning.

### Industrial Cooling Water Treatment

For control of bacterial slime and algae in industrial recirculating and one-pass cooling systems, the required dosages will vary depending on the exact application and the degree of contamination present. The required chlorine dioxide residual concentrations range between 0.1 and 5.0 ppm. Chlorine dioxide may be applied either continuously or intermittently. The typical chlorine dioxide residual concentration range is 0.1 - 1.0 ppm for continuous doses, and 0.1 - 5.0 ppm for intermittent doses. The minimum acceptable residual concentration of chlorine dioxide is 0.1 ppm for a minimum one minute contact time.

### Potable Water Treatment

Chlorine dioxide (ClO<sub>2</sub>) is used as both an oxidant and a disinfectant in drinking water treatment. The required dosages will vary with source water conditions and the degree of contamination present. For most municipal and public potable water systems, a chlorine dioxide residual concentration of up to 2 ppm is sufficient to provide adequate disinfection. Residual disinfectant and disinfection byproducts must be monitored as required by the National Primary Drinking Water Regulations (40 CFR Part 141) and state drinking water standards.

### Bacterial Slime Control in Paper Mills

Chlorine dioxide generated from sodium chlorite is effective for use in controlling microbiological growth in white water paper mill systems. The required dosages will vary with the degree of microbiological and process contamination present. Depending on the specific requirements of the system, sodium chlorite should be applied continuously or intermittently through a chlorine dioxide generating system to achieve a chlorine dioxide residual concentration between 0.1 and 5.0 ppm. Intermittent treatments should be repeated as often as necessary to maintain control.

### Mollusk Control in Water Systems

Chlorine dioxide generated from sodium chlorite may be used for mollusk control in commercial and industrial recirculating and one-pass cooling water systems. The required dosages will vary with the system type, system conditions, the degree of water contamination present and the desired level of control. Depending on the extent of the infestation, sodium chlorite may be applied either continuously or intermittently through a chlorine dioxide generating system to achieve the necessary chlorine dioxide residual concentration.

Veliger Control: Maintain a continuous chlorine dioxide residual of 0.1 - 0.5 ppm.

Intermittent Dose: Apply chlorine dioxide to obtain a chlorine dioxide residual concentration of 0.2 - 25 ppm. Repeat as necessary to maintain control.


Continuous Dose: Maintain a chlorine dioxide residual concentration of up to 2 ppm.

### Bacterial Control In Oil Wells And Petroleum Systems

Chlorine dioxide is effective in the remediation of bacterial and sulfide contamination commonly found in oilfield production, injection and disposal fluids. The required dosages will vary with process conditions. Sodium chlorite may be applied either continuously or intermittently through a chlorine dioxide generating system to oil well production water as it is separated from the oil, and before it is re-injected into the well. For continuous feeds, chlorine dioxide may be applied at dosages slightly higher than sulfide's oxidative demand as determined by a demand study. For intermittent treatment, chlorine dioxide should be applied at a shock dosage of 200 - 3000 ppm.

### Wastewater Treatment

Chlorine dioxide (ClO<sub>2</sub>) is effective as both a disinfectant and an oxidant in wastewater treatment. The required dosages will vary with water conditions and the degree of contamination present. For most municipal and other wastewater systems, a chlorine dioxide residual concentration of up to 5 ppm is sufficient to provide adequate disinfection. For sulfide odor control, between pH 5-9, a minimum of 5.2 ppm (wt) of chlorine dioxide should be applied to oxidize 1 ppm of sulfide (measured as sulfide ion). For phenol destruction, at pH less than 8, 1.5 ppm chlorine dioxide will oxidize 1 ppm phenol; at pH greater than 10, 3.3 ppm chlorine dioxide will oxidize 1 ppm phenol.





# TECHNICAL SODIUM CHLORITE SOLUTION 18.75

Column 5

## STORAGE AND DISPOSAL

**STORAGE:** Do not contaminate water, food, or feed by storage or disposal. Keep product in tightly closed container when not in use. Don't drop, roll or skid drum. Keep upright. Always replace cover. Store in a cool, dry well-ventilated area away from heat or open flame.

**EMERGENCY HANDLING:** In case of contamination or decomposition, do not reseal container. If possible, isolate container in open and well ventilated area. Flood with large volumes of water. If fire occurs, extinguish fire by applying large quantities of water. Any unopened drums near the fire should be cooled by spraying with water.

**PESTICIDE DISPOSAL:** Pesticide wastes are acutely hazardous. Improper disposal of excess pesticide, spray mixture or rinsate is a violation of Federal Law. If these wastes cannot be disposed of by use according to label instructions, contact your State Pesticide or Environmental Control Agency, or the Hazardous Waste Representative at the nearest EPA Regional Office for guidance.

(Text for non-refillable liquid containers that are 5 gallons or smaller)

**CONTAINER DISPOSAL: Nonrefillable Container:**

Do not reuse or refill this container. Offer for recycling if available. Offer for reconditioning if appropriate. Triple Rinse or Pressure Rinse container promptly after emptying.

**Triple Rinse as follows:** Empty the remaining contents into application equipment or a mix tank and drain for 10 seconds after the flow begins to drip. Fill the container 1/4 full with water and recap. Shake for 10 seconds. Pour rinsate into application equipment or a mix tank or store rinsate for later use or disposal. Drain for 10 seconds after the flow begins to drip. Repeat this procedure two more times.

**Pressure Rinse as follows:** Empty the remaining contents into application equipment or a mix tank and continue to drain for 10 seconds after the flow begins to drip. Hold container upside down over application equipment or mix tank or collect rinsate for later use or disposal. Insert pressure rinsing nozzle in the side of the container, and rinse at about 40 PSI for at least 30 seconds. Drain for 10 seconds after the flow begins to drip.

(Text for non-refillable liquid containers that are larger than 5 gallons)

**CONTAINER DISPOSAL: Nonrefillable Container:**

Do not reuse or refill this container. Offer for recycling if available. Offer for reconditioning if appropriate. Triple Rinse or Pressure Rinse container promptly after emptying.

**Triple Rinse as follows:** Empty remaining contents into application equipment or a mix tank. Fill the container 1/4 full with water. Replace and tighten closures. Tip container on its side and roll it back and forth, ensuring at least one complete revolution, for 30 seconds. Stand the container on its end and tip it back and forth several times. Empty the rinsate into application equipment or a mix tank or store rinsate for later use or disposal. Repeat this procedure two more times.

**Pressure Rinse as follows:** Empty the remaining contents into application equipment or a mix tank and continue to drain for 10 seconds after the flow begins to drip. Hold container upside down over application equipment or mix tank or collect rinsate for later use or disposal. Insert pressure rinsing nozzle in the side of the container, and rinse about 40 PSI for at least 30 seconds. Drain for 10 seconds after the flow begins to drip.

(Text for refillable liquid containers)

**CONTAINER DISPOSAL: Refillable Container:**

Refill this container with [Technical Sodium Chlorite Solution 50] [Supplemental distributor brand name] only. Do not reuse this container for any other purpose.

Cleaning or pressure rinsing the container before final disposal is the responsibility of the person disposing of the container. Cleaning before refilling is the responsibility of the refiller.

To clean the container before final disposal, empty the remaining contents from this container into application equipment or a mix tank. Fill the container about 10 percent full with water. Agitate vigorously or recirculate water with the pump for 2 minutes. Pour or pump rinsate into application equipment or rinsate collection system. Repeat this rinsing process two more times.

To pressure rinse the container before final disposal, empty the remaining contents into application equipment or a mix tank and continue to drain for 10 seconds after the flow begins to drip. Hold container upside down over application equipment or mix tank or collect rinsate for later use or disposal. Insert pressure rinsing nozzle in the side of the container, and rinse at about 40 PSI for at least 30 seconds. Drain for 10 seconds after the flow begins to drip.

