

5382-43

11/7/2013

118



UNITED STATES ENVIRONMENTAL PROTECTION AGENCY  
WASHINGTON, DC 20460

OFFICE OF CHEMICAL SAFETY  
AND POLLUTION PREVENTION

November 7, 2013

Kindra Levels  
Product Stewardship Specialist  
Occidental Chemical Corporation  
P. O. Box 809050  
Dallas, TX 75380-9050

Subject: **TECHNICAL SODIUM CHLORITE SOLUTION 31.25**  
EPA Registration Number: 5382-43  
Application Date: July 8, 2013  
EPA Receipt Date: July 15, 2013

Dear Ms. Levels:

The following label amendment, submitted in connection with registration under section 3 of the Federal Insecticide, Fungicide, and Rodenticide Act (FIFRA), as amended is accepted.

Proposed Label Amendment:

- Expand directions for use to include Irrigation and Irrigation Water Systems application.

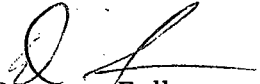
General Comments:

Based on the review of the information submitted, the labeling amendment is acceptable. A stamped copy of the label is enclosed for your records. This labeling supersedes all previously accepted ones. The next label printing of this product must use this labeling unless subsequent changes have been approved. You must submit one (1) copy of the final printed labeling before you release this product for shipment with the new labeling. In accordance with 40 CFR § 152.130(c), you must distribute or sell this product under the previously approved labeling for 18 months from the date of this letter. After 18 months, you may only distribute or sell this product if it bears this new revised labeling or subsequently approved labeling. "To distribute or sell" is defined under FIFRA section

2(gg) and it's implementing regulation at 40 CFR § 152.3. A copy of the EPA stamped labeling has been placed in the subject product regulatory file for future reference.

Should you have any questions or comments concerning this letter, please contact me via email at [fuller.demson@epa.gov](mailto:fuller.demson@epa.gov) or by telephone at (703) 308-8062 during the hours of 9:00 am to 5:30 pm EST.

Sincerely,

  
Demson Fuller  
Acting Product Manager (32)  
Regulatory Management Branch II  
Antimicrobials Division (7510P)

*Enclosure: Stamped label*

{All text in brackets [xxx] is optional and may or may not be included on a final label}  
{All text in braces {xxx} is administrative and will not appear on a final label}

# TECHNICAL SODIUM CHLORITE SOLUTION 31.25 (25% Active Sodium Chlorite)

## PRECAUTIONARY STATEMENTS

### HAZARDS TO HUMANS & DOMESTIC ANIMALS

**DANGER. Corrosive.** Causes irreversible eye damage and skin burns. Harmful if swallowed. Irritating to nose and throat. Do not get in eyes, on skin or on clothing. Wear protective eyewear such as splash-proof goggles, face-shield, or safety glasses. Wear protective clothing and rubber gloves when handling this product. Avoid breathing mists or fumes. Wash thoroughly with soap and water after handling and before eating, drinking, chewing gum, using tobacco or using the toilet. Remove and wash contaminated clothing before reuse.

### ENVIRONMENTAL HAZARDS

This product is toxic to fish and aquatic organisms. Do not discharge effluent containing this product into lakes, streams, ponds, estuaries, oceans or other waters unless in accordance with the requirements of a National Pollutant Discharge Elimination System (NPDES) permit and the permitting authority has been notified in writing prior to the discharge. Do not discharge effluent containing this product to sewer systems without previously notifying the local sewage treatment plant authority. For guidance contact your State Water Board or Regional Office of the EPA.

### PHYSICAL OR CHEMICAL HAZARDS

Dry sodium chlorite is a strong oxidizing agent. This product becomes a fire or explosive hazard if allowed to dry. Mix only into water. Contamination may start a chemical reaction with generation of heat, liberation of hazardous gases (chlorine dioxide a poisonous, explosive gas), and possible fire and explosion. Do not contaminate with garbage, dirt, organic matter, household products, chemicals, soap products, paint products, solvents, acids, vinegar, beverages, oils, pine oil, dirty rags, or any other foreign matter.

### DIRECTIONS FOR USE

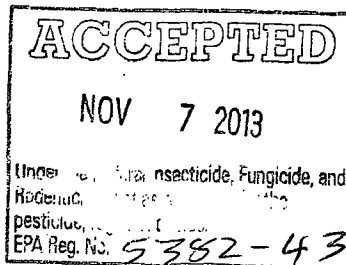
It is a violation of Federal law to use the product in a manner inconsistent with its labeling.

#### Directions for Controlling the Growth of Algae in Recirculating Cooling Water Towers

1. Clean badly fouled systems before starting treatment. 2. When algae are visible, add an initial dosage of 8.4 fluid ounces of Sodium Chlorite per 1,000 gals. of water in the system. Repeat if necessary until control is evident. 3. Where algae control is evident, use a subsequent dose of 4.2 fluid ounces of Sodium Chlorite solution per 1,000 gals. of water in the system twice a week or as needed to maintain control. 4. Add Sodium Chlorite directly to the cooling tower drip pan (cold water basin) near the inlet to the recirculating pump.

#### Directions for Use in the Mechanical or Electrolytic Generation of Chlorine Dioxide as a Disinfectant, or for Microorganism or Mollusk Control and as a Chemical Oxidant in Aquatic Systems.

**Feed requirements:** Feed rates of Technical Sodium Chlorite Solution 31.25 will depend on the severity of contamination and the degree of control desired. The exact dosage will depend on the size of the system and residual necessary for effective control. Depending on the generator type, Technical Sodium Chlorite Solution 31.25 may be diluted at the point of use to prepare a 3% to 25% active aqueous solution for use in chlorine dioxide generators.



418

**TECHNICAL SODIUM CHLORITE SOLUTION 31.25**

EPA Reg. No. 5382-43

Column 2

ACTIVE INGREDIENT: Sodium Chlorite\* ..... 25%  
OTHER INGREDIENTS: ..... 75%  
\*AVAILABLE CHLORINE ..... 39%

CONTAINS 2.58 LBS. OF SODIUM CHLORITE  
PER GALLON AT 70°F

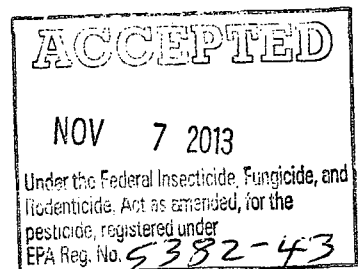
<b>KEEP OUT OF REACH OF CHILDREN</b>	
<b>DANGER</b>	
<b>FIRST AID</b>	
<b>If in eyes:</b>	<ul style="list-style-type: none"> <li>• Hold eye open and rinse slowly and gently with water for 15-20 minutes.</li> <li>• Remove contact lenses, if present, after the first 5 minutes.</li> <li>• Call a poison control center or doctor immediately for treatment advice.</li> </ul>
<b>If on skin or clothing:</b>	<ul style="list-style-type: none"> <li>• Take off contaminated clothing.</li> <li>• Rinse skin immediately with plenty of water for 15-20 minutes.</li> <li>• Call a poison control center or doctor for treatment advice if burning or irritation of the skin persists.</li> </ul>
<b>If swallowed:</b>	<ul style="list-style-type: none"> <li>• Have person drink a glass of water immediately if able to swallow.</li> <li>• Call a poison control center or doctor immediately for treatment advice.</li> <li>• Do not induce vomiting unless told to do so by the poison control center or doctor.</li> <li>• Do not give anything by mouth to an unconscious person.</li> </ul>
<b>If inhaled:</b>	<ul style="list-style-type: none"> <li>• Move person to fresh air and monitor for respiratory distress.</li> <li>• If cough or difficulty in breathing develops, consult a physician immediately.</li> <li>• If person is not breathing, call 911 or an ambulance, then give artificial respiration.</li> <li>• Call a poison control center or doctor for further treatment advice.</li> </ul>
<b>For emergency information call: 800-733-3665 (24 hours)</b> Have the product container or label with you when calling a poison control center or doctor or going to treatment	
<b>NOTE TO PHYSICIAN:</b> Probable mucosal damage may contraindicate the use of gastric lavage.	

**Manufactured By:**



**Occidental Chemical Corporation**  
**P.O.Box 809050**  
**Dallas, TX. 75380-9050**

24-Hour Emergency No: 1-800-733-3665  
CHEMTREC Emergency No: 1-800-424-9300



EPA Reg. No. 5382-43

EPA Est. 5382-KS-1  
EPA Est. 70547-IL-1

\_\_\_\_\_ Gals. Net ( \_\_\_\_\_ )

Some examples of industrial applications of chlorine dioxide include:

- Potable water disinfection and removal of sulfide.
- Control of bacterial slime and algae and mollusks in industrial recirculating and one-pass cooling systems.
- Biocontrol in food processing flumes, water-using equipment, cooling water, and recycled waters.
- Disinfection of sewage and plant wastes.
- Destruction of phenolics, simple cyanides and sulfides by chemical oxidation.
- Bacterial slime control in white water paper mill systems.
- Bacterial control in oil well and petroleum systems.

See product bulletins (or Technical Data Sheets) for specific application instructions. Your Occidental Chemical Corporation representative can guide you in the application techniques.

**Method of feed:** Large amounts of chlorine dioxide can be generated by several common methods, including:

1. The chlorine method which utilizes a Sodium Chlorite solution and chlorine gas, or
2. The hypochlorite method which utilizes a Sodium Chlorite solution, a hypochlorite solution, and an acid, or
3. The Acid-chlorite method which utilizes a Sodium Chlorite solution and an acid, or
4. The electrolytic method which utilizes a Sodium Chlorite solution, with sodium chloride added as needed.

Your Occidental Chemical Corporation representative can guide you in the selection, installation and operation for feed systems. Consult product bulletin and also the instructions on the chlorine dioxide generation system before using Technical Sodium Chlorite Solution 31.25. User is responsible for compliance with applicable Federal, state and local laws regarding proper use and disposal of the chlorine dioxide generated.

**Directions for Use in Controlling Microbial Population in Poultry Processing Water**

Chlorine dioxide generated from Technical Sodium Chlorite Solution 31.25 may be used as an antimicrobial agent in water used in poultry processing, provided that the residual concentration of chlorine dioxide does not exceed 3 ppm, as determined by an appropriate method in accordance with 21CFR§173.300. For treatment of poultry chill water, apply Technical Sodium Chlorite Solution 31.25 as necessary through a chlorine dioxide generation system to maintain a residual concentration of up to 3 parts per million (ppm) chlorine dioxide in the chiller water.

**Food Plant Process Water Treatment**

Chlorine dioxide generated from sodium chlorite is effective for use in controlling microbiological growth in flume water and other food processing water systems such as chill water systems and hydrocoolers. The required dosages will vary with process conditions and the degree of contamination present. Depending on the requirements of the specific water system, sodium chlorite should be applied continuously or intermittently through a chlorine dioxide generating system to achieve a chlorine dioxide residual concentration between 0.25 and 5.0 ppm. Water, containing up to 3 ppm residual chlorine dioxide may be used for washing fruits and vegetables that are not raw agricultural commodities in accordance with 21CFR§173.300. Treatment of the fruits and vegetables with chlorine dioxide must be followed by a potable water rinse, or by blanching, cooking or canning.

**Aqueous Disinfection Systems for CIP Cleaning:** If the concentration of chlorine dioxide generated from Technical Sodium Chlorite Solution 31.25 exceeds 5.0 ppm, a potable water rinse should follow treatment. Care should be taken to ensure the biological and chemical quality of the potable water.

**Industrial Cooling Water Treatment**

For control of bacterial slime and algae in industrial recirculating and one-pass cooling systems, the required dosages will vary depending on the exact application and the degree of contamination present. The required chlorine dioxide residual concentrations range between 0.1 and 5.0 ppm. Chlorine dioxide may be applied either continuously or intermittently. The typical chlorine dioxide residual concentration range is 0.1 - 1.0 ppm for continuous doses, and 0.1 - 5.0 ppm for intermittent doses. The minimum acceptable residual concentration of chlorine dioxide is 0.1 ppm for a minimum one minute contact time.

**Potable Water Treatment**

Chlorine dioxide (ClO<sub>2</sub>) is used as both an oxidant and a disinfectant in drinking water treatment. The required dosages will vary with source water conditions and the degree of contamination present. For most municipal and public potable water systems, a chlorine dioxide residual concentration of up to 2 ppm is sufficient to provide adequate disinfection. Residual disinfectant and disinfection byproducts must be monitored as required by the National Primary Drinking Water Regulations (40 CFR Part 141) and state drinking water standards.

**Bacterial Slime Control in Paper Mills**

Chlorine dioxide generated from sodium chlorite is effective for use in controlling microbiological growth in white water paper mill systems. The required dosages will vary with the degree of microbiological and process contamination present. Depending on the specific requirements of the system, sodium chlorite should be applied continuously or intermittently through a chlorine dioxide generating system to achieve a chlorine dioxide residual concentration between 0.1 and 5.0 ppm. Intermittent treatments should be repeated as often as necessary to maintain control.

618

**TECHNICAL SODIUM CHLORITE SOLUTION 31.25**

EPA Reg. No. 5382-43

Column 4

**Mollusk Control in Water Systems**

Chlorine dioxide generated from sodium chlorite may be used for mollusk control in commercial and industrial recirculating and one-pass cooling water systems. The required dosages will vary with the system type, system conditions, the degree of water contamination present and the desired level of control. Depending on the extent of the infestation, sodium chlorite may be applied either continuously or intermittently through a chlorine dioxide generating system to achieve the necessary chlorine dioxide residual concentration.

Veliger Control: Maintain a continuous chlorine dioxide residual of 0.1 - 0.5 ppm.

Intermittent Dose: Apply chlorine dioxide to obtain a chlorine dioxide residual concentration of 0.2 - 25 ppm. Repeat as necessary to maintain control.

Continuous Dose: Maintain a chlorine dioxide residual concentration of up to 2 ppm.

**Bacterial Control In Oil Wells And Petroleum Systems**

Chlorine dioxide is effective in the remediation of bacterial and sulfide contamination commonly found in oilfield production, injection and disposal fluids. The required dosages will vary with process conditions. Sodium chlorite may be applied either continuously or intermittently through a chlorine dioxide generating system to oil well production water as it is separated from the oil, and before it is re-injected into the well. For continuous feeds, chlorine dioxide may be applied at dosages slightly higher than sulfide's oxidative demand as determined by a demand study. For intermittent treatment, chlorine dioxide should be applied at a shock dosage of 200 - 3000 ppm.



**Wastewater Treatment**

Chlorine dioxide (ClO<sub>2</sub>) is effective as both a disinfectant and an oxidant in wastewater treatment. The required dosages will vary with water conditions and the degree of contamination present. For most municipal and other wastewater systems, a chlorine dioxide residual concentration of up to 5 ppm is sufficient to provide adequate disinfection.

For sulfide odor control, between pH 5-9, a minimum of 5.2 ppm (wt) of chlorine dioxide should be applied to oxidize 1 ppm of sulfide (measured as sulfide ion). For phenol destruction, at pH less than 8, 1.5 ppm chlorine dioxide will oxidize 1 ppm phenol; at pH greater than 10, 3.3 ppm chlorine dioxide will oxidize 1 ppm phenol.

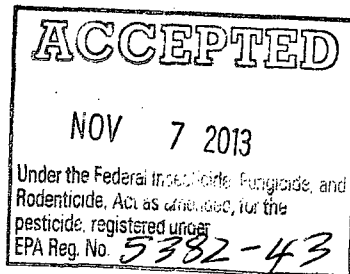
**Irrigation and Irrigation Water Systems**

Irrigation: To control bacteria, algae, and slime in irrigation piping and emitters for fields and greenhouse/hothouse applications treat continuously or intermittently.

Irrigation Water Systems: To control bacteria, algae, slime, and reduce nitrification treat continuously or intermittently.

Intermittent Dose: Add 42 to 210 pounds of chlorine dioxide per million gallons of water (5 to 25 ppm).

Continuous Dose: Add 2 to 16 pounds of chlorine dioxide per million gallons of water (0.25 to 2 ppm).



STORAGE AND DISPOSAL

**STORAGE:** Do not contaminate water, food, or feed by storage or disposal. Keep product in tightly closed container when not in use. Don't drop, roll or skid drum. Keep upright. Always replace cover. Store in a cool, dry well-ventilated area away from heat or open flame.

**EMERGENCY HANDLING:** In case of contamination or decomposition, do not reseal container. If possible, isolate container in open and well ventilated area. Flood with large volumes of water. If fire occurs, extinguish fire by applying large quantities of water. Any unopened drums near the fire should be cooled by spraying with water.

**PESTICIDE DISPOSAL:** Pesticide wastes are acutely hazardous. Improper disposal of excess pesticide, spray mixture or rinsate is a violation of Federal Law. If these wastes cannot be disposed of by use according to label instructions, contact your State Pesticide or Environmental Control Agency, or the Hazardous Waste Representative at the nearest EPA Regional Office for guidance.

(Text for non-refillable liquid containers that are 5 gallons or smaller)

**CONTAINER DISPOSAL: Nonrefillable Container.**

Do not reuse or refill this container. Offer for recycling if available. Offer for reconditioning if appropriate. Triple Rinse or Pressure Rinse container promptly after emptying.

Triple Rinse as follows: Empty the remaining contents into application equipment or a mix tank and drain for 10 seconds after the flow begins to drip. Fill the container 1/4 full with water and recap. Shake for 10 seconds. Pour rinsate into application equipment or a mix tank or store rinsate for later use or disposal. Drain for 10 seconds after the flow begins to drip. Repeat this procedure two more times.

Pressure Rinse as follows: Empty the remaining contents into application equipment or a mix tank and continue to drain for 10 seconds after the flow begins to drip. Hold container upside down over application equipment or mix tank or collect rinsate for later use or disposal. Insert pressure rinsing nozzle in the side of the container, and rinse at about 40 PSI for at least 30 seconds. Drain for 10 seconds, after the flow begins to drip.

(Text for non-refillable liquid containers that are larger than 5 gallons)

**CONTAINER DISPOSAL: Nonrefillable Container.**

Do not reuse or refill this container. Offer for recycling if available. Offer for reconditioning if appropriate. Triple Rinse or Pressure Rinse container promptly after emptying.

Triple Rinse as follows: Empty remaining contents into application equipment or a mix tank. Fill the container 1/4 full with water. Replace and tighten closures. Tip container on its side and roll it back and forth, ensuring at least one complete revolution, for 30 seconds. Stand the container on its end and tip it back and forth several times. Empty the rinsate into application equipment or a mix tank or store rinsate for later use or disposal. Repeat this procedure two more times.

Pressure Rinse as follows: Empty the remaining contents into application equipment or a mix tank and continue to drain for 10 seconds after the flow begins to drip. Hold container upside down over application equipment or mix tank or collect rinsate for later use or disposal. Insert pressure rinsing nozzle in the side of the container, and rinse about 40 PSI for at least 30 seconds. Drain for 10 seconds, after the flow begins to drip.

(Text for refillable liquid containers)

**CONTAINER DISPOSAL: Refillable Container.**

Refill this container with [Technical Sodium Chlorite Solution 31.25] [Supplemental distributor brand name] only. Do not reuse this container for any other purpose.

Cleaning or pressure rinsing the container before final disposal is the responsibility of the person disposing of the container. Cleaning before refilling is the responsibility of the refiller.

To clean the container before final disposal, empty the remaining contents from this container into application equipment or a mix tank. Fill the container about 10 percent full with water. Agitate vigorously or recirculate water with the pump for 2 minutes. Pour or pump rinsate into application equipment or rinsate collection system. Repeat this rinsing process two more times.

To pressure rinse the container before final disposal, empty the remaining contents into application equipment or a mix tank and continue to drain for 10 seconds after the flow begins to drip. Hold container upside down over application equipment or mix tank or collect rinsate for later use or disposal. Insert pressure rinsing nozzle in the side of the container, and rinse at about 40 PSI for at least 30 seconds. Drain for 10 seconds, after the flow begins to drip.

ACCEPTED  
NOV 7 2013  
Under the Federal Insecticide, Fungicide, and Rodenticide Act as amended, for the pesticide, registered under EPA Reg. No. 5382-43

For containers that are larger than 5-gallons

# TECHNICAL SODIUM CHLORITE SOLUTION 31.25

(25% Active Sodium Chlorite)

ACTIVE INGREDIENT: Sodium Chlorite\* ..... 25%  
 OTHER INGREDIENTS: ..... 75%  
 \*AVAILABLE CHLORINE ..... 39%

CONTAINS 2.58 LBS. OF SODIUM CHLORITE PER GALLON AT 70°F

## PRECAUTIONARY STATEMENTS

**HAZARD TO HUMANS & DOMESTIC ANIMALS**  
 DANGER. Corrosive. Causes irreversible eye damage and skin burns. Harmful if swallowed, irritating to nose and throat. Do not get in eyes, on skin or on clothing. Wear protective eyewear (spashproof goggles). Wear protective clothing and rubber gloves when handling this product. Avoid breathing mists or fumes. Wash thoroughly with soap and water after using. Remove contaminated clothing and wash before to avoid fire.

## ENVIRONMENTAL HAZARDS

This product is toxic to fish and aquatic organisms. Do not discharge effluent containing this product into lakes, streams, ponds, estuaries, oceans or other waters unless in accordance with the requirements of a National Pollutant Discharge Elimination System (NPDES) permit and the permitting authority has been notified in writing prior to the discharge. Do not discharge effluent containing this product to sewer systems without previously notifying the local sewage treatment plant, authority. For guidance contact your State Water Board or Regional Office of the EPA.

## CHEMICAL HAZARDS

Dry sodium chlorite is a strong oxidizing agent. This product becomes a fire or explosive hazard if allowed to dry. Mix only into water. Contamination may start a chemical reaction with generation of heat, liberation of hazardous gases (chlorine dioxide is poisonous, explosive gas), and possible fire and explosion. Do not contaminate with garbage, dirt, organic matter, household products, chemicals, soap products, paint products, solvents, acids, vinegar, beverages, oils, pine oil, dirty rags, or any other foreign matter.

## DIRECTIONS FOR USE

It is a violation of Federal law to use the product in a manner inconsistent with its labeling.

**Directions for Controlling the Growth of Algae in Recirculating Cooling Water Towers**  
 1. Clean badly fouled systems before starting treatment. 2. When algae are visible, add an initial dose of 8.4 fluid ounces of Sodium Chlorite per 1,000 gallons of water in the system. Repeat if necessary until control is evident. 3. Where algae control is evident, use a subsequent dose of 4.2 fluid ounces of Sodium Chlorite solution per 1,000 gallons of water in the system twice a week or as needed to maintain control. 4. Add Sodium Chlorite directly to the cooling tower drip pan (cold water basin) near the inlet to the recirculating pump.

**Directions for Use in the Mechanical or Electrolytic Generation of Chlorine Dioxide as a Disinfectant or for Microorganism or Mollusk Control and as a Chemical Oxidant in Aquatic Systems**  
 Feed requirements: Feed rates of Technical Sodium Chlorite Solution 31.25 will depend on the severity of contamination and the degree of control desired. The exact dosage will depend on the size of the system and residual necessary for effective control. Depending on the generator type, Technical Sodium Chlorite Solution 31.25 may be diluted at the point of use to prepare a 3% to 25% active aqueous solution for use in chlorine dioxide generators.

**KEEP OUT OF REACH OF CHILDREN**  
**DANGER**  
**FIRST AID**

CONTAINS 2.58 LBS. OF SODIUM CHLORITE PER GALLON AT 70°F

<b>If in eyes:</b>	<ul style="list-style-type: none"> <li>Hold eyes open and rinse slowly and gently with water for 15-20 minutes.</li> <li>Remove contact lenses, if present, after the first 5 minutes, then continue rinsing eye.</li> <li>Call a poison control center or doctor immediately for treatment advice.</li> </ul>
<b>If on skin or clothing:</b>	<ul style="list-style-type: none"> <li>Take off contaminated clothing.</li> <li>Rinse skin immediately with plenty of water for 15-20 minutes.</li> <li>Call a poison control center or doctor for treatment advice if burning or irritation of the skin persists.</li> </ul>
<b>If swallowed:</b>	<ul style="list-style-type: none"> <li>Have person drink a glass of water immediately if able to swallow.</li> <li>Call a poison control center or doctor immediately for treatment advice.</li> <li>Do not induce vomiting unless told to do so by the poison control center or doctor.</li> <li>Do not give anything by mouth to an unconscious person.</li> </ul>
<b>If inhaled:</b>	<ul style="list-style-type: none"> <li>Move person to fresh air and monitor for respiratory distress.</li> <li>If cough or difficulty in breathing develops, consult a physician immediately.</li> <li>If person is not breathing, call 911 or an ambulance, then give artificial respiration.</li> <li>Call a poison control center or doctor for further treatment advice.</li> </ul>

For emergency information call: 800-733-3665 (24 hours)  
 Have the product container or label with you when calling a poison control center or doctor or going to treatment.

**NOTE TO PHYSICIAN:**  
 Probable mucosal damage may contraindicate the use of gastric lavage.

**Manufactured By:**

**Oxy**  
**Occidental Chemical Corporation**  
**P. O. Box 809050**  
**Dallas, TX 75380-9050**

24-Hour Emergency No: 1-800-733-3665  
 CHEMTHREC Emergency No: 1-800-424-9300  
 EPA Reg. No. 5382-43  
 EPA Est. 5382-KS-1  
 EPA Est. 70547-IL-1

Gals. Net ( )

Some examples of industrial applications of chlorine dioxide include:

- Potable water disinfection and removal of sulfides.
- Control of bacterial slime and algae and mollusks in industrial recirculating and one-pass cooling systems.
- Biocidal in food processing fumes, water-using equipment, cooling water, and recycled waters.
- Disinfection of sewage and plant wastes.
- Destruction of phenolics, simple cyanides and sulfides by chemical oxidation.
- Bacterial slime control in white water paper mill systems.
- Bacterial control in oil well and petroleum systems.

See product bulletins (or Technical Data Sheets) for specific application instructions. Your Occidental Chemical Corporation representative can guide you in the application techniques.

**Aqueous Disinfection Systems:** For CIP Cleaning, if the concentration of chlorine dioxide generated from Technical Sodium Chlorite Solution 31.25 exceeds 5.0 ppm, a potable water rinse should follow treatment. Care should be taken to ensure the biological and chemical quality of the potable water.

**Industrial Cooling Water Treatment:** For control of bacterial slime and algae in industrial recirculating and one-pass cooling systems, the required dosages will vary depending on the exact application and the degree of contamination present. The required chlorine dioxide residual concentration ranges between 0.1 and 5.0 ppm. Chlorine dioxide may be applied either continuously or intermittently. The typical chlorine dioxide residual concentration range is 0.1 - 1.0 ppm for continuous doses, and 0.1 - 5.0 ppm for intermittent doses. The minimum acceptable residual concentration of chlorine dioxide is 0.1 ppm for a minimum one minute contact time.

**Water Treatment:** Chlorine dioxide (ClO<sub>2</sub>) is effective as both a disinfectant and an oxidant in wastewater treatment. The required dosages will vary with water conditions and the degree of contamination present. For most municipal and other wastewater systems, a chlorine dioxide residual concentration of up to 5 ppm is sufficient to provide adequate disinfection.

For sulfide odor control, between pH 5-9, a millir (m) of chlorine dioxide should be applied (1 ppm (Wt) of chlorine dioxide is measured as sulfide ton). For phenol oxidation, at pH less than 8, 1.5 ppm chlorine dioxide will oxidize 1 ppm phenol; at pH greater than 10, 3.3 ppm chlorine dioxide will oxidize 1 ppm phenol.

**Potable Water Treatment**  
 Chlorine dioxide (ClO<sub>2</sub>) is used as both an oxidant and a disinfectant in drinking water treatment. The required dosages will vary with source water conditions and the degree of contamination present. For most municipal and public potable water systems, a chlorine dioxide residual concentration of up to 2 ppm is sufficient to provide adequate disinfection. Residual disinfectant and disinfection byproducts must be monitored as required by the National Primary Drinking Water Regulations (40 CFR Part 141) and state drinking water standards.

**Storage and Disposal**  
 Do not contaminate water, food or feed by storage or disposal. Keep product in tightly closed container when not in use. Don't drop, roll or skid drum. Keep upright. Always replace cover. Store in a cool, dry well-ventilated area away from heat or open flame.

**Emergency Handling:** In case of contamination or decomposition, do not re-ventilate area. If possible, isolate container in open and well-ventilated area. Flood with large quantities of water. If fire occurs, extinguish fire by applying large quantities of water. Any unopened drums near the fire should be cooled by spraying with water.

**Pesticide Disposal:** Pesticide wastes are acutely hazardous. Improper disposal of excess pesticide, spray mixture or rinseate is a violation of Federal Law. If these wastes cannot be disposed of by use according to label instructions, contact your State Pesticide or Environmental Control Agency, or the Hazardous Waste Representative at the nearest EPA Regional Office for guidance.

**Container Disposal:** Nonrefillable Container. Do not reuse or refill this container. Offer for recycling if available. Offer for reconditioning if appropriate. Triple Rinse or Pressure Rinse container promptly after emptying.

**Triple Rinse as follows:** Empty remaining content application equipment or a mix tank. Fill the container on its side and roll it back and forth, ensuring at least one complete revolution for 30 seconds. Stand the container on its end and tip it back and forth several times. Empty the rinseate into application equipment or a mix tank or store in suitable for later use or disposal. Repeat this procedure two more times.

**Pressure Rinse as follows:** Empty the remaining contents into application equipment or a mix tank and continue to drain for 10 seconds after the flow begins to drip. Hold container upside down over application equipment or mix tank or collect rinseate for later use or disposal. Insert pressure rinsing nozzle in the side of the container, and rinse about 40 PSI for at least 30 seconds. Drain for 10 seconds, after the flow begins to drip.

**Bacterial Slime Control in Paper Mills**  
 Chlorine dioxide generated from sodium chlorite is effective for use in controlling microbiological growth in white water paper mill systems. The required dosages will vary with the degree of microbiological and process contamination present. Depending on the specific requirements of the system, sodium chlorite should be applied continuously or intermittently through a chlorine dioxide generating system to achieve a continuous chlorine dioxide residual concentration between 0.1 and 5.0 ppm. Intermittent treatments should be repeated as often as necessary to maintain control.

**Label: M47026 (6400-DOT) OC\_US\_dr\_EPA (0110) R03**

8/8