



OFFICE OF CHEMICAL SAFETY AND POLLUTION PREVENTION

WASHINGTON, D.C. 20460

June 4, 2024

Ashley Ashe
Regulatory Affairs Team Leader
Bio-Lab, Inc.
Electronic Transmittal: ashley.ashe@kikcorp.com

Subject: Notification per PRN 98-10 – Adding Graphics to the Label
Product Name: Bioguard Master BCDMH 98
EPA Registration Number: 5185-509
Received Date: 5/14/2024
Action Case Number: 00611961

Dear Ashley Ashe:

The Agency is in receipt of your Application for Pesticide Notification under Pesticide Registration Notice (PRN) 98-10 for the above referenced product. The Antimicrobials Division (AD) has conducted a review of this request for its applicability under PRN 98-10 and finds that the action requested falls within the scope of PRN 98-10.

The label submitted with the application has been stamped “Notification” and will be placed in our records.

Should you wish to add/retain a reference to the company’s website on your label, then please be aware that the website becomes labeling under the Federal Insecticide Fungicide and Rodenticide Act and is subject to review by the Agency. If the website is false or misleading, the product would be misbranded and unlawful to sell or distribute under FIFRA section 12(a)(1)(E). 40 CFR 156.10(a)(5) lists examples of statements EPA may consider false or misleading. In addition, regardless of whether a website is referenced on your product’s label, claims made on the website may not substantially differ from those claims approved through the registration process. Therefore, should the Agency find or if it is brought to our attention that a website

contains false or misleading statements or claims substantially differing from the EPA approved registration, the website will be referred to the EPA's Office of Enforcement and Assurance.

If you have any questions, please contact Aline Heffernan via email at Heffernan.aline@epa.gov.

Sincerely,

A handwritten signature in black ink, appearing to read 'Aline Heffernan', with a stylized, flowing script.

Aline Heffernan
Senior Regulatory Advisor
Immediate Office
Antimicrobials Division
Office of Pesticide Programs

{All text in brackets [xxx] is optional and may or may not be included on a final label.}
{All text in braces {xxx} is administrative and will not appear on a final label.}

**BIOGUARD
MASTER BCDMH 98**

ACTIVE INGREDIENT:

1-Bromo-3-chloro-5,5-dimethylhydantoin 98%

OTHER INGREDIENTS: 2%

TOTAL: 100%

NOTIFICATION

5185-509

The applicant has certified that no changes, other than those reported to the Agency have been made to the labeling. The Agency acknowledges this notification by letter dated:

06/04/2024

**KEEP OUT OF REACH OF CHILDREN
DANGER**

See [back] [side] panel for First Aid and additional Precautionary Statements. *{If First Aid appears on back or side panel}*

See [back] [side] panel for additional Precautionary Statements. *{If First Aid appears on front panel}*

{Note to reviewer: Although this product has a "Danger" signal word, as per the EPA label review manual "The Agency may permit reasonable variations in the placement of the First Aid statement as long as the reference statement, "See First Aid (or Statement of Practical Treatment) on (identify appropriate panel)" appears on the front panel."}

MANUFACTURED FOR:

BIO-LAB, INC.

P.O. BOX 300002

LAWRENCEVILLE, GEORGIA 30049

NET [CONTENT] [WEIGHT]: *{as indicated on container}*

EPA REG. NO. 5185-509

EPA EST. NO. 5185-GA-1 [(BL)] {or} [(Z)]

7616-CA-1 [(C)]

{If multiple EPA Establishment Numbers appear on the label.}

[Actual establishment shown in code above or below label printed on [bottle] [container]]

[Letter designation in lot code printed above or below on [bottle] [container] identifies actual establishment.]

[Made in USA]

[Contents Product of China]

[Made in China]

[Country of origin (insert country)]

{Spanish statement directing Spanish speakers to obtain assistance before using product. Translates in English to: "If you do not understand the (this) label, find someone to explain it to you in detail."}

[Si usted no entiende la etiqueta, busque a alguien para que se lo explique a usted en detalle.]

{Optional use claims that may be used with swimming pool sanitization.}

[Country of origin (insert country)]

[Country of origin (insert country)]

[Free [App] Water Testing & Solutions Center]

[Free Water Testing & Solutions Center]

[FREE [Water] Test Strips]

[Test Your Pool with the Clorox® Pool App]

[Download the FREE Clorox® Pool App]

[Water Testing & Solution Center]

[Test Any Strip with the Clorox® Pool App]

[Use the Clorox® Pool App to Order Products Direct from Walmart.com]

[Test Smarter]

[Anytime. Anywhere. Pool Water Analysis and Solutions.]

[Download the Free ClearPool Expert™ App]

[Expert results begin with water testing.]

[Test like an expert [with the ClearPool Expert™ App]]

[Get it on Google Play]

[Download on the App Store]

[Test Your Spa with the Clorox® Spa App]

[Download the FREE Clorox® Spa App]

[Test Any Strip with the Clorox® Spa App]

[Use the Clorox® Spa App to Order Products Direct from Walmart.com]

[For low-odor sanitization]

[For pools & spas] *{When directions for both pool and spa sanitation appear on same label.}*

[Sanitizer]

[Disinfectant]

[Bactericide]

[Algicide]

[Algaecide]

[No chlorine odor]

[Sanitizer for Swimming Pools]

[1" tablets for use in bromine feeders]

[For use in accordance with U.S. Patent No. 5,264,136]

[For pools]

[1" tablets]

[Less pH sensitive]

[Kills bacteria]

[Kills algae]

[Controls algae]

[Non-chlorine sanitizer]

[Maintain] *{Designates that this product is part of a maintenance line of products}*

[Test and Add*] *{Application frequency per swimming pool sanitization directions.}*

[As Needed*] *{Application frequency per swimming pool sanitization directions.}*

[*Please refer to directions for use]

[BioGuard Care System]

{The “BioGuard Care System” below may be placed on the label to allow easy product identification by consumers.}

[BioGuard Care System (X) Sanitizer () Shock () [Algicide][Algaecide]]

[Step 2] {Sanitizers are marketed as step two of a program to treat swimming pool water.}

{Optional use claims that may be used with brominating cartridge system.}

[For low-odor sanitization]

[Sanitizer]

[Disinfectant]

{Optional use claims that may be used with skimmers.}

[For low-odor sanitization]

[Sanitizer]

[Disinfectant]

{Optional use claims that may be used with unipak.}

[For low-odor sanitization]

[Sanitizer]

[Disinfectant]

[For Skimmer Application]

{Optional use claims that may be used with spa and hot tub sanitization.}

[A component of the Spa Clear Velvet Program]

[1" tablets for use in bromine feeders]

[For use in accordance with U.S. Patent No. 5,264,136]

[For low-odor sanitization]

[Sanitizer]

[Disinfectant]

[For Spas and Hot Tubs]

[Less pH Sensitive]

[Works well in hot water]

[Easy 1 2 3 Pool Care Brand System]

[Sanitize]

[Kills bacteria]

[For clean, clear spa water]

[For clean [and clear] spa water]

[Step 2] *{Reader Notes: In a three step pool/spa program the 3 steps are: 1-balance water, 2-sanitize water, 3 - shock water. The Easy 1, 2, 3 Pool Care Brand System is to remind the consumer know there are multiple steps in pool/spa care.}*

{Optional use claims that may be used with mini pak dispenser.}

[Sanitizer]

[Disinfectant]

{Optional use claims that may be used with floaters.}

[Sanitizer]

[Disinfectant]

{The appropriate statement for tablet size will be chosen from the following statements when the product is sold as individual tablets, not when sold encased in dispenser such as mini pak dispenser and floaters, etc.}

[Each tablet weighs approximately 20 grams.]

[Each tablet weighs approximately 22 grams.]

[Each tablet weighs approximately 60 grams.]

[Each tablet weighs approximately 70 grams.]

[Each tablet weighs approximately 100 grams.]

{Directions to be used for swimming pool sanitization.}

SWIMMING POOL SANITIZER

{To maintain brand segmentation, three sets of marketing statements are provided to maintain separate brand identity. One of the following Options will be used on the label.}

{Option A}

[This product, when used as directed, is effective as a swimming pool water sanitizer and disinfectant.]

{Option B}

[[BioGuard® has a wide variety of products that are required to maintain a high quality swimming environment. These products are designated as “Maintain”.]

This product, when used as directed, is effective as a swimming pool water sanitizer and disinfectant. This product is an excellent alternative to chlorine based systems. Ideal sanitizer for indoor pools. Highly effective for outdoor pools as well. Bromine is an excellent sanitizer choice because it works well over a wide pH range and is a low odor sanitizer. This product must be applied through a bromine feeder.]

{Option C}

[BioGuard® has a wide variety of products that are required to maintain a high quality swimming environment. These products are designated as “Maintain”.]

[The BioGuard® Care System has three important parts that help you maintain crystal blue sparkling water.

- ☐ A sanitizer to control bacteria
- ☐ A shock to destroy organic contaminants*
- ☐ A preventative [algicide][algaeicide] to stop algae before it starts

[*(such as [perspiration,] [sweat,] [suntan lotions,] [lotions,] [hair sprays,] [body oils,] [pee,] [urine,] [pet dander,] and [cosmetics])]

All parts of the BioGuard Care System are vital to achieve beautiful water.]

[This product is] *{or}* [BioGuard Master BCDMH 98 are] an effective [non-chlorine] sanitizer. Use of [this product] *{or}* [BioGuard Master BCDMH 98] helps you maintain crystal blue sparkling water. [This product] *{or}* [BioGuard Master BCDMH 98] kills bacteria and algae [as well as prevents algae growth]. [This product is] *{or}* [BioGuard Master BCDMH 98 is] very effective at a wide range of pH and is a low odor sanitizer.

[This product is] *{or}* [BioGuard Master BCDMH 98 are] easy to use but must be applied using a brominator. [This product is] *{or}* [BioGuard Master BCDMH 98 are] suitable for all pool types.

DIRECTIONS FOR USE:

It is a violation of Federal Law to use this product in a manner inconsistent with its labeling. Read entire label and use strictly in accordance with precautionary statements and directions.

Ensure all pool equipment is working properly. Clean or backwash filter following manufacturer's directions. Adjust pH to between 7.2-7.6. When using other products as outlined in directions for this product, always follow directions on those products. A bromine or chlorine residual of 1-2 ppm must first be established in the pool. If the residual is established with this product in a brominator, use the brominator at the highest feed rate following manufacturer's recommendations. When the bromine residual reaches 1-2 ppm, adjust the feeder accordingly. To maintain bromine residual, adjust the brominator feed rate to [assure]{or}[ensure] a constant treatment level of {*optional text: either residential or commercial or both will be used on label*} [2-3 ppm in residential pools] [and] [3-5 ppm in commercial pools]. Regular use of a test kit or test strips is necessary to maintain a bromine residual in the pool water.

Reentry into treated swimming pools is prohibited above levels of 8 ppm bromine due to risk of body injury.

{Directions to be used for brominating cartridge system.}

SWIMMING POOL SANITIZER

{To maintain brand segmentation, two sets of marketing statements are provided to maintain separate brand identity. One of the following Options will be used on the label.}

{Option A}

[BioGuard® has a wide variety of products that are required to maintain a high quality swimming environment. These products are designated as “Maintain”.]

For use as a Disinfectant, Sanitizer, Bactericide, Slimicide, and [Algicide][Algaecide] in Swimming Pools.

The Brominating Cartridge System is part of an advanced Feeder/Cartridge Delivery System that efficiently controls bacteria and algae for weeks under normal conditions in a balanced pool. The convenient disposable cartridge lets you control the rate of delivery to meet changing conditions in your pool, by simply adjusting the control dial on the delivery system. You never have to touch the chemical. [USE ONLY IN BROMINATING CARTRIDGE SYSTEM.]

{Option B}

[BioGuard® has a wide variety of products that are required to maintain a high quality swimming environment. These products are designated as “Maintain”.]

[The BioGuard® Care System has three important parts that help you maintain crystal blue sparkling water.

- ☐ A sanitizer to control bacteria
- ☐ A shock to destroy organic contaminants*
- ☐ A preventative [algicide][algaecide] to stop algae before it starts

[*(such as [perspiration,] [sweat,] [suntan lotions,] [lotions,] [hair sprays,] [body oils,] [pee,] [urine,] [pet dander,] and [cosmetics])]

All parts of the BioGuard Care System are vital to achieve beautiful water.]

Use the Brominating Cartridge System as a Disinfectant, Sanitizer, Bactericide, Slimicide, and [Algicide] [Algaecide] in Swimming Pools.

DIRECTIONS FOR USE:

It is a violation of Federal Law to use this product in a manner inconsistent with its labeling. Read entire label and use strictly in accordance with precautionary statements and directions.

Ensure all pool equipment is working properly. Clean or backwash filter following manufacturer's directions. Adjust pH to between 7.2-7.6. Superchlorinate if needed. When using other products as outlined in directions for this product, always follow directions on those products. **TO INSTALL CARTRIDGE:** Take feeder cap off. Remove cartridge tabs A and B where designated (see diagram). Hold cartridge so the open end faces down. Point the arrow in the direction of the water flow (towards pool). Insert into feeder with the male end of the cartridge aligned with the female end located inside the bottom of the feeder (see diagram). **DO NOT FORCE.** Replace feeder-cap and set the control dial to the appropriate setting. Begin with the control dial set on 2 for a 13,500 gallon pool with a pump running 8 hours/day. Check bromine residual in 24 hours and increase/decrease feeder setting to maintain 2-3 ppm bromine residual. During superchlorination of pool, turn setting to 0 before superchlorination. Establish bromine residual and return the feeder to the normal operating setting. Check the feeder canister periodically and replace when empty. Do not attempt to open or refill this cartridge.

Reentry into treated swimming pools is prohibited above levels of 8 ppm bromine due to risk of body injury.

{Directions to be used for skimmers.}

SWIMMING POOL SANITIZER

When used as directed this product is effective as a swimming pool water sanitizer and disinfectant.

DIRECTIONS FOR USE:

It is a violation of Federal Law to use this product in a manner inconsistent with its labeling. Read entire label directions and use strictly in accordance with precautionary statements and directions.

The filtration system should be in proper working condition. Clean or backwash filter following manufacturer's directions. Maintain the pH between 7.2 and 7.6, the total alkalinity between 120 to 150 ppm, and calcium hardness between 150 and 300 ppm. Regular use of a good test kit or test strips will help determine optimum operating conditions for your pool. Establish a 1.5 to 3.0 ppm active halogen (chlorine) residual with a granular hypochlorite product (e.g. calcium or lithium hypochlorite). Follow use directions on that product's label. Initially place in pool's plastic skimmer basket, two of this product per 5,000 gallons of water. Divide total number of pucks evenly for pools with multiple skimmers. Add additional product as needed to maintain a bromine level of 2 to 3 ppm. It is not necessary to remove partially dissolved product prior to adding additional product. Keep skimmer free of debris to maximize water flow over this product. This product may be used in plastic skimmers only if skimmer and the piping between skimmer and pump are plastic. Do not add other chemicals through the skimmer when using this product in skimmer as an explosion or fire may result. Do not turn pump off for more than 8 hours in vinyl pools when pucks are in skimmer. Operate pool recirculation system a minimum of 10 hours per day. The amount of product and frequency of addition will vary with the number of swimmers, water temperature, rain showers and pump operating time.

Reentry into treated swimming pools is prohibited above levels of 8 ppm bromine due to risk of body injury.

{Directions to be used for unipak.}

SWIMMING POOL SANITIZER

This product is an easy and economical way to regulate the bromine that sanitizes your pool. When used as directed, this product continuously releases the correct amount of bromine in a constant flow to reduce the growth of harmful algae and micro-organisms in your pool.

DIRECTIONS FOR USE:

It is a violation of Federal Law to use this product in a manner inconsistent with its labeling. Read entire label directions and use strictly in accordance with precautionary statements and directions.

The filtration system should be in proper working condition. Clean or backwash filter following manufacturer's directions. Maintain the pH between 7.2 and 7.6, the total alkalinity between 120 to 150 ppm, and calcium hardness between 150 and 300 ppm. Regular use of a good test kit or test strips will help determine optimum operating conditions for your pool. Establish a 1.5 to 3.0 ppm active halogen (chlorine) residual with a granular hypochlorite product (e.g. calcium or lithium hypochlorite). Follow use directions on that product's label. Use a sharp knife and cut in direction away from your body and limbs to remove the appropriate number of bumps from the Unipak. For pools under 10,000 gallons, remove 2 "bumps" from Unipak and place Unipak in pool skimmer basket. If necessary, remove more bumps to maintain a bromine reading of 2 - 3 ppm. For pools above 10,000 gallons, remove all 4 "bumps" from Unipak and place Unipak in pool's skimmer basket. Make certain holes are wide open to allow water to flow through freely. If necessary add a second Unipak to maintain a bromine reading of 2 - 3 ppm. Divide total number of filled Unipaks evenly for pools with multiple operating skimmers. This product is designed to be used with a Unipak. It is not necessary to remove partially dissolved tablets prior to making subsequent tablet additions. Do not add any other chemical through the skimmer when using this product in the Unipak. Keep skimmer free of debris to maximize water flow over product in the Unipak. During superchlorination, remove Unipak from pool. Place Unipak in an empty clean, dry plastic container. Place it back in pool when the process is completed. Do not completely submerge Unipak or allow holes to become clogged. This could trap excess amount of bromine gas possibly resulting in a violent explosion.

After 24 hours check residual bromine level with a test kit. If residual bromine level is below 2 ppm cut-off one additional "bump" until bromine stabilizes at 2 - 3 ppm. If the residual bromine is too high, seal one set of holes with waterproof plastic tape. When ready for replacement, this product will float on its side. Operate pool recirculation system a minimum of 10 hours per day. The amount of product and frequency of addition will vary with the number of swimmers, water temperature, rain showers and pump operating time.

UNIPAK REFILL INSTRUCTIONS:

Remove Unipak from pool skimmer. Remove lid from Unipak and fill with product. It is not necessary to remove partially dissolved product prior to adding additional product. Replace lid and place Unipak in skimmer. Do not add any other chemicals to this Unipak.

Reentry into treated swimming pools is prohibited above levels of 8 ppm bromine due to risk of body injury.

{Directions to be used for spa and hot tub sanitization.}

{To maintain brand segmentation, three sets of marketing statements are provided to maintain separate brand identity. One of the following Options will be used on the label.}

{Option A}

SPA AND HOT TUB SANITIZER

When used as directed, this product is effective as a spa and hot tub sanitizer and disinfectant.

{Option B}

SPA BROMINATION

WHY TO USE THIS PRODUCT: This product is an effective sanitizer for your spa or hot tub water and will help maintain sparkling clean, odor-free water. Its sanitizing ability is less impaired by pH fluctuations than chlorine based sanitizers, thus providing more consistent levels of sanitation. In addition, this product does not require the use of a stabilizer and will not produce the unpleasant chlorine odors that are many times associated with other sanitizers.

DIRECTIONS FOR USE:

It is a violation of Federal Law to use this product in a manner inconsistent with its labeling. Read entire label and use strictly in accordance with precautionary statements and directions.

Ensure all spa equipment is working properly. Clean or backwash filter following manufacturer's directions. Adjust pH to between 7.2-7.6. When using other products as outlined in directions for this product, always follow directions on those products. Fill spa bromine feeder with this product and adjust feeder following manufacturer's directions to yield bromine residual between *{optional text: either residential or commercial or both will be used on label}* [2-4 ppm in residential spas] [and] [4-6 ppm in commercial spas]. Check feeder regularly and add additional product as needed to maintain the bromine residual. The pump and filter should be operated for at least three hours every day whether spa is used or not. [Do not heat water above 102°F.] [Do not heat water above spa manufacturer's recommended maximum temperature.] Keep the spa free of leaves and other debris. To maintain clear, clean water and [insure]*{or}*[ensure] the performance of your spa chemicals, spas should be drained and refilled with fresh water *{optional text: either residential or commercial or both will be used on label}* [every 60 days in residential spas] [or] [a minimum of every 7 days in commercial spas].

Reentry into treated spas is prohibited above levels of 8 ppm bromine due to risk of body injury.

{Directions to be used for mini pak dispenser.}

SPA AND HOT TUB SANITIZER

When used as directed, this product is effective as a spa and hot tub sanitizer and disinfectant.

DIRECTIONS FOR USE:

It is a violation of Federal Law to use this product in a manner inconsistent with its labeling. Read entire label and use strictly in accordance with precautionary statements and directions.

Ensure all spa equipment is working properly. Clean or backwash filter following manufacturer's directions. Adjust pH to between 7.2-7.6. When using other products as outlined in directions for this product, always follow directions on those products. Place one or more of this product in skimmer basket. Do not allow this product to come in direct contact with the surface of the spa or damage to spa surface may result. A sufficient number of this product must be used to maintain bromine residual of 2-4 ppm in residential spas. Normally, one of this product for each 200 gallons, or fraction, of water will be sufficient to maintain proper bromine levels. The pump and filter should be operated for at least three hours every day. [Do not heat water above 102°F.] [Do not heat water above spa manufacturer's recommended maximum temperature.] Keep the spa free of leaves and other debris. Backwash or clean the filter often. Residential spas and hot tubs should be drained and refilled with fresh water every 60 days.

Reentry into treated spas is prohibited above levels of 8 ppm bromine due to risk of body injury.

{Directions to be used for floaters.}

SPA AND HOT TUB SANITIZER

When used as directed, this product is effective as a residential spa and hot tub water sanitizer and disinfectant.

DIRECTIONS FOR USE:

It is a violation of Federal Law to use this product in a manner inconsistent with its labeling. Read entire label and use strictly in accordance with precautionary statements and directions.

Ensure all spa equipment is working properly. Clean or backwash filter following manufacturer's directions. Adjust pH to between 7.2-7.6. When using other products as outlined in directions for this product, always follow directions on those products. Place this product in spa and let it float freely in the spa or hot tub. Under normal use conditions, use one dispenser per 350 gallons of spa or hot tub water. However, under heavy bather loading or reduced water circulation, additional dispensers may be used to maintain constant active bromine residuals of 2-4 ppm in residential spas or hot tubs. To increase the bromine residual, turn the rotating cap to a higher number located in the flow indicator window. To decrease the bromine residual, turn to a lower number in the flow indicator window.

To a freshly filled spa or hot tub, begin with an indicator setting of #5. Check the bromine residual frequently. When a 2-4 ppm bromine residual is obtained, lower the flow indicator setting to maintain constant bromine residuals. The pump and filter should be operated for at least three hours per day. [Do not heat water above 102°F.] [Do not heat water above spa manufacturer's recommended maximum temperature.] Keep the spa free of leaves and debris. Residential spas and hot tubs should be drained, cleaned and refilled with fresh water every 60 days.

{Clear Child Resistant - Outer Sleeve} REMOVE ALONG DOTTED LINE

EASY DIRECTIONS: Twist cap to setting #5. Put chemical dispenser in spa water. Test bromine residual frequently (approx. every 2 hours). Upon achieving 2-4 ppm reduce to maintenance setting #1-#2 for maximum longevity.

TO ADJUST SETTING: For ease of adjustment place in water. Grip cap firmly in one hand. With other hand, grip below windows firmly (Fingers should grip only bottom of canister.) Turn cap and outer sleeve in opposite directions.

Reentry into treated spas is prohibited above levels of 8 ppm bromine due to risk of body injury.

{Directions to be used for water fountains/reflecting ponds.}

WATER FOUNTAINS/REFLECTING PONDS:

This product, when used as directed, is effective as a water feature sanitizer and disinfectant.

DIRECTIONS FOR USE:

It is a violation of Federal Law to use this product in a manner inconsistent with its labeling. Read entire label and use strictly in accordance with precautionary statements and directions.

Ensure all equipment is working properly. Clean or backwash filter following manufacturer's directions. Adjust pH to between 7.2-7.6. When using other products as outlined in directions for this product, always follow directions on those products.

A bromine or chlorine residual of 1-2 ppm must first be established in the water. If the residual is established with this product in a brominator, use the brominator at the highest feed rate following manufacturer's recommendations. When the bromine residual reaches 1-2 ppm adjust the feeder accordingly. To maintain bromine residual, adjust the brominator feed rate to [assure]{*or*}[ensure] a constant treatment level of 2-3 ppm. Regular use of a test kit is necessary to maintain a bromine residual in the water.

STORAGE AND DISPOSAL: Keep this product dry in original tightly closed container when not in use. Store in a cool, dry, well ventilated area away from heat or open flame. Do not contaminate food or feed by storage or disposal. **CONTAINER DISPOSAL:** Non-refillable container. Do not reuse or refill this container. Offer for recycling, if available. Rinse thoroughly before recycling or discarding in trash.

PRECAUTIONARY STATEMENTS:

HAZARDS TO HUMANS AND DOMESTIC ANIMALS. DANGER: Corrosive. Causes irreversible eye damage and skin burns. Harmful if swallowed. Irritating to nose and throat. Do not get in eyes, on skin or on clothing. Wear protective eyewear (goggles, face shield, or safety glasses). Wear protective clothing and rubber gloves when handling this product. Avoid breathing dust and fumes. Wash thoroughly with soap and water after handling and before eating, drinking, chewing gum, using tobacco or using the toilet. Remove and wash contaminated clothing before reuse.

{First Aid will be separated by rule lines from adjacent text and be in a different color.}

FIRST AID: IF IN EYES: Hold eye open and rinse slowly and gently with water for 15-20 minutes. Remove contact lenses, if present, after the first 5 minutes, then continue rinsing eye. Call a poison control center or doctor for treatment advice. **IF ON SKIN OR CLOTHING:** Take off contaminated clothing. Rinse skin immediately with plenty of water for 15-20 minutes. Call a poison control center or doctor for treatment advice. **IF INHALED:** Move person to fresh air. If person is not breathing, call 911 or an ambulance, then give artificial respiration, preferably mouth-to-mouth, if possible. Call poison control center or doctor for treatment advice. **IF SWALLOWED:** Call poison control center or doctor immediately for treatment advice. Have person sip a glass of water if able to swallow. Do not induce vomiting unless told to do so by the poison control center or doctor. Do not give anything by mouth to an unconscious person.

Have the product container or label with you when calling a poison control center or doctor, or going for treatment. [IN CASE OF MEDICAL EMERGENCY, CALL [1-303-623-5716] [1-877-800-5553] [telephone number supplied by supplemental registrant].]

Note to Physician: Probable mucosal damage may contraindicate the use of gastric lavage.

PHYSICAL OR CHEMICAL HAZARDS: STRONG OXIDIZING AGENT: Do not mix with other chemicals. Mix only with water. Never add water to product. Always add product to large quantities of water. When using automatic feeding devices, always follow manufacturer's directions as to the proper addition of sanitizer product to brominators. Use clean dry utensils. Do not add this product to any dispensing device containing remnants of any other product. Such use may cause a violent reaction leading to fire or explosion. Contamination with moisture, organic matter or other chemicals will start a chemical reaction and generate heat, hazardous gas, possible fire and explosion. In case of contamination or decomposition, do not reseal container. If possible, isolate container in open air or well ventilated area. Flood area with large volumes of water.

{Environmental hazards statement for end-use products in containers of less than 5 gallons (liquid) or less than 50 pounds (solid, dry weight).}

[ENVIRONMENTAL HAZARDS: This pesticide is toxic to fish and aquatic organisms.]

{Environmental hazards statement for end-use products in containers of equal to or greater than 5 gallons (liquid) or equal to or greater than 50 pounds (solid, dry weight).}

[ENVIRONMENTAL HAZARDS: This pesticide is toxic to fish and aquatic organisms. Do not discharge effluent containing this product into lakes, streams, ponds, estuaries, oceans or other waters unless in accordance with the requirements of a National Pollutant Discharge Elimination System (NPDES) permit and the permitting authority has been notified in writing prior to discharge. Do not discharge effluent containing this product to sewer systems without previously notifying the local sewage treatment plant authority. For guidance contact your State Water Board or Regional Office of the EPA.]

{Optional text}

Treatment levels can be measured with test kits for either bromine or chlorine. Tests should be made immediately after drawing water samples from the system. Use test kits according to directions.

1. When a bromine test kit is used, results can be read directly as parts per million (milligrams per liter) bromine.
2. When a chlorine test kit is used, results can be expressed in terms of bromine by multiplying chlorine values by the conversion factor 2.25.

[NOTE: Buyer assumes all responsibility for safety and use not in accordance with directions.]

[NOTE: User assumes all responsibility for use not in accordance with directions.]

[Questions or comments, Call 1-800-252-POOL (7665).]

[[Questions?] [Pool Care Tips?] [FREE POOL CARE ADVICE] [1-800-SOS-POOL]]

[Visit Aqua Chem's Internet Web Site at <http://www.aquachem.com>]

[Visit PoolTime's Internet Web Site at <http://www.pooltime.com>]

[Visit Brand Name's Internet Web Site at <http://www.brandname.com>]

[NOTE: Any questions or comments about *[brand name]* products?] [In the continental U.S. call *[phone number]*]. Ask for your free pool care booklet.] [Questions or comments call *[phone number]*]

[[Questions?] [Pool Care Tips?] *[phone number]*] *[website]*

[Optional Graphics]

{Readers Notes: Clorox Pool&Spa logo to be used only with Clorox branded product.}




{Reader Notes: In a three step pool program the 3 steps are: 1-balance water, 2-sanitize water, 3 - shock water. The Easy 1, 2, 3 Pool Care Brand System is to remind the consumer know there are multiple steps in pool care.}



[SANITIZE STEP 2]



{Reader Notes: The QR (quick reference) square provides a symbol that is used with a smart phone so that the user can quickly link to information about the product/brand. “FPO” is “for position only”. A working quick reference square will be provided on production labels.}

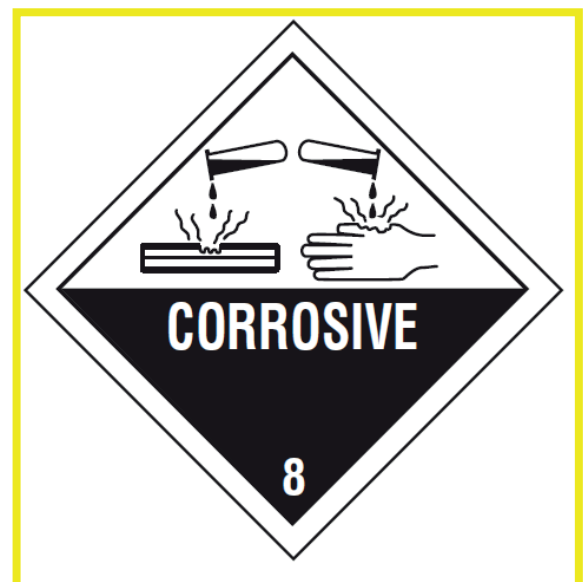



{Graphic of product tablets}





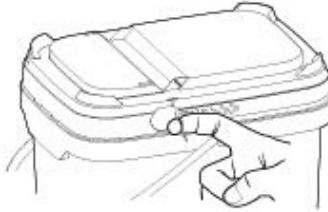
[DOT Symbols]





Tamper Evident Tear Strip

Tear away by using "ring pull" on either side of lid



To open the lid (after the tear strip is removed)

Step-1



Step-2



Step-3



