



OFFICE OF CHEMICAL SAFETY AND POLLUTION PREVENTION

WASHINGTON, D.C. 20460

April 24, 2024

Mark Jernigan
Bio-Lab, Inc.
c/o Delta Analytical Corp.
12510 Prosperity Drive, Suite 160
Silver Spring, MD 20904
Electronic Transmittal: mark.jernigan@biolabinc.com

Subject: Label Amendment – Changes Required by the Copper Compounds Amended
Interim Registration Review Decision
Product Name: BIOLAB T-0034
EPA Registration Number: 5185-508
Received Date: 1/28/2019
Decision Number: 595278

Dear Mark Jernigan,

The amended label referred to above, submitted in connection with registration under the Federal Insecticide, Fungicide and Rodenticide Act (FIFRA), as amended, is acceptable. This approval does not affect any conditions that were previously imposed on this registration. You continue to be subject to existing conditions on your registration and any deadlines connected with them.

The Agency, in accordance with the Federal Insecticide, Fungicide and Rodenticide Act (FIFRA), as amended, has completed reviewing all of the information submitted with your application to support the Registration Review of the above referenced product in connection with the Copper Compounds Amended Interim Decision, and has concluded that your submission is acceptable.

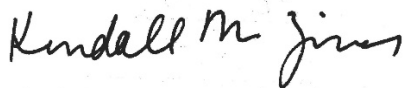
A stamped copy of your labeling is enclosed for your records. This labeling supersedes all previously accepted labeling. Pursuant to 40 CFR 156.10(a)(6) you must submit one copy of the final printed labeling before you release the product for shipment with the new labeling. In accordance with 40 CFR 152.130(c), you may distribute or sell this product under the previously approved labeling for 12 months from the date of this letter. After 12 months, you may only distribute or sell this product if it bears this new revised

labeling or subsequently approved labeling. "To distribute or sell" is defined under FIFRA section 2(gg) and its implementing regulation at 40 CFR 152.3.

Should you wish to add/retain a reference to the company's website on your label, then please be aware that the website becomes labeling under FIFRA and is subject to review by the Agency. See FIFRA section 2(p)(2). If the website is false or misleading, the product would be misbranded and unlawful to sell or distribute under FIFRA section 12(a)(1)(E). 40 CFR 156.10(a)(5) list examples of statements EPA may consider false or misleading. In addition, regardless of whether a website is referenced on your product's label, claims made on the website may not substantially differ from those claims approved through the registration process, FIFRA section 12(a)(1)(B). Therefore, should the Agency find or if it is brought to our attention that a website contains false or misleading statements or claims substantially differing from the EPA approved registration, the website will be referred to the EPA's Office of Enforcement and Compliance.

Your release for shipment of the product constitutes acceptance of these conditions. If these conditions are not complied with, the registration will be subject to cancellation in accordance with FIFRA section 6. If you have any questions, please contact Megan Snyderman by phone at 202-566-0639, or via email at snyderman.megan@epa.gov

Sincerely,

A handwritten signature in black ink that reads "Kendall M. Ziner". The signature is written in a cursive style with a large initial "K" and "Z".

Kendall Ziner
Acting Senior Environmental Protection Specialist
Reevaluation Branch
Antimicrobials Division
Office of Pesticide Programs

Enclosure: Stamped Label

*{All text in brackets [xxx] is optional and may or may not be included on a final label.}
{All text in braces {xxx} is administrative and will not appear on a final label.}*

BioLab T-0034

ACTIVE INGREDIENTS:

Trichloro-s-triazinetrione 91.57%

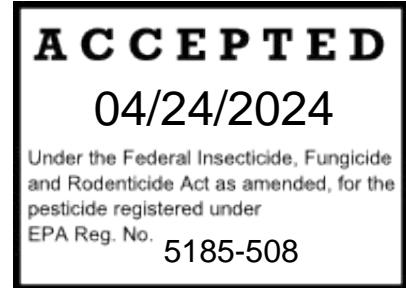
Copper Sulfate pentahydrate*0.99%

OTHER INGREDIENTS:7.44%

TOTAL INGREDIENTS:100.00%

Available Chlorine 84%

*Metallic copper equivalent 0.25%



KEEP OUT OF REACH OF CHILDREN

DANGER

See [back] [side] panel for First Aid and additional Precautionary Statements. *{If First Aid appears on back or side panel}*

See [back] [side] panel for additional Precautionary Statements. *{If First Aid appears on front panel}*

{Note to reviewer: Although this product has a “Danger” signal word, as per the EPA label review manual “The Agency may permit reasonable variations in the placement of the First Aid statement as long as the reference statement, “See First Aid (or Statement of Practical Treatment) on (identify appropriate panel)” appears on the front panel.”}

MANUFACTURED FOR:

BIO-LAB, INC.

P.O. BOX 300002

LAWRENCEVILLE, GEORGIA 30049

NET [CONTENT] [WEIGHT]: *{as indicated on container}*

EPA REG. NO. 5185-508

EPA EST. NO. 5185-GA-1 [(BL)] {or} [(Z)]
7616-CA-1 [(C)]

{If multiple EPA Establishment Numbers appear on the label.}

[Actual establishment shown in code above or below label printed on [bottle] [container]]

[Letter designation in lot code printed above or below on [bottle] [container] identifies actual establishment.]

[Made in USA]

[NOTE: Any questions or comments about [brand name] products?] [In the continental U.S. call [phone number]]. Ask for your free pool care booklet.] [Questions or comments call [phone number]]

[[Questions?] [Pool Care Tips?] [phone number]] [website] [Visit [brand name] Web Site at [website]]

Multi-Functional

[Multi-purpose[sanitizer] [chlorine tablet] [chlorinator][chlorine stick] [algaecide][algicide][Kills Algae][Prevents Algae][Kills Bacteria][Destroys Organic Waste][organic contaminant remover**] [clarifier][enhances filtration][softens water] [protects equipment][equipment protector][Prevents Scale][Prevents Corrosion][improves swimmer comfort] [stabilizer][sunlight protection]

[All-in-One [sanitizer] [chlorine tablet] [chlorinator][chlorine stick] [algaecide][algicide][Kills Algae][Prevents Algae][Kills Bacteria][Destroys Organic Waste][organic contaminant remover**] [clarifier][enhances filtration][softens water] [protects equipment][equipment protector][Prevents Scale][Prevents Corrosion][improves swimmer comfort] [stabilizer][sunlight protection]

[Multi-functional [sanitizer] [chlorine tablet] [chlorinator][chlorine stick] [algaecide][algicide][Kills Algae][Prevents Algae][Kills Bacteria][Destroys Organic Waste][organic contaminant remover**] [clarifier][enhances filtration][softens water] [protects equipment][equipment protector][Prevents Scale][Prevents Corrosion][improves swimmer comfort] [stabilizer][sunlight protection]

With built in [algaecide][algicide][metal stain inhibitor][scale preventative][corrosion preventative][water softener][stabilizer][sunlight protection][clarifier]

[With built-in metal stain inhibitor, scale preventative, water softener and sunlight protector]

**[such as] [body & suntan oils] [body oils] [&] [suntan oils] [&] [sweat] [perspiration] [&] [lotions] [&] [urine]

Algae and Bacteria Control

[Kills Bacteria]

[Controls bacteria]

[Controls algae]

[Prevents algae]

[Algae prevention]

[Controls bacteria and [prevents] [controls] algae for clear [inviting] water]

[Kills [bacteria] [and prevents] [and controls] algae]

[Sanitizes and [prevents] [controls] algae]

[Sanitizer and algaecide][Sanitizer and algicide]

[Algae [fighter][killer][preventer]]

[Prevents algae [outbreaks] [growth] [blooms] and kills bacteria]

[Kills bacteria for clean, ready-to-swim water]

[Kills [& prevents] [& controls] all types of pool algae]

[Prevents algae [outbreaks] [blooms] [growth] and kills bacteria]

[[With] Algae-killing formula]

[With Blue Algae Fighting Crystals]

[Kills Bacteria]

[Kills Bacteria and Algae]

[Kills algae]

[Protects Against Algae]

[Guards Against Algae]

[Controls Algae]

[For [clean] [clear] [algae-free] water]

[Treats visible algae]

[Kills and controls all pool algae types]

[Pool algaecide][Algicide]

[[Prevents] [Controls] all types of algae]

[Effective [kill] [and] [prevent] [controls] algae treatment]

[Algae Protection]
[[With] [Blue] algae –Killing Crystals]
[[Prevents] [Controls] [Future] Algae [Growth]]
[Controls][Kills] Bacteria and [Controls] Algae]
[Provides continuous protection against [bacteria] [and] [algae]]
[Continuously protects against [bacteria] [and] [&] [algae]]
[Kills bacteria [+] [&] [destroys] [eliminates] organic contaminants**]
[**(such as [perspiration,] [sweat,] [suntan lotions,] [lotions,] [hair sprays,] [body oils,] [pee,] [urine,] [pet dander,] and [cosmetics])]

Stabilizer

[with SUNSHIELD® Protects chlorine from sunlight, so you use less]
[With built-in Sunlight Protector]
[With Sunlight protector]
[Sunlight protection]
[Sunlight protected]
[With [built-in] sunlight protection]
[Built-in Stabilizer] [Protects against sunlight [to last longer]]

Dissolution

[Long lasting][sanitization]
[Slow-dissolving][sanitizer]
[Concentrated, stabilized, slow-dissolving sanitizer]
[Concentrated, slow-dissolving sanitizer]
[Long lasting [slow-dissolving] [8oz][1lb][sanitizer][chlorinating][chlorine][stick][tablet]]
[With SmartGuard® Technology]
[Longer lasting]
[With SmartGuard® Technology for long lasting sanitization]

Corrosion and Metal Staining

[Helps prevent corrosion & metal staining]
[Reduces Scale Formation]
[Prevents Scale Formation]
[Scale Inhibitor]
[Protects pool equipment for longer life]
[Gentle on equipment – prevents corrosion/metal staining]
[Protects equipment]
[Corrosion prevention]
[Helps prevent corrosion]
[Prevents Corrosion]
[Corrosion inhibitor]
[Prevents Metal Staining]
[Metal Stain Inhibitor]
[Prevents [corrosion] [&] [scale] [&] [metal staining]]

Soft Water

[Makes water silky smooth]
[Makes water soft and smooth]
[Softens Water]
[Water softening]

[SilkGuard®]
[With SilkGuard®]
[With SilkGuard® Technology]
[Featuring SilkGuard® Technology]
[[for] softer water]

Water Clarity

[[Prevents] [Eliminates] [Quickly] [Clears] [cloudy] [murky] [green] water]
[[Improves] [Enhances] filtration]
[Clarifier enhances filtration]
[Improves filter performance]
[Clears Cloudy Water]
[Quickly Clears Cloudy Water]
[Creates Sparkling Water]
[Provides Crystal Clear Water]
[Restores Water Clarity]
[Clarifies water]
[Gathers debris for easy filtration]
[Contains a Filter Enhancer]
[Produces Sparkling Clean Swimming Pool Water]
[Keeps water clean]
[Provides brilliantly clear water]
[Creates crystal clear water]
[For crystal clear water]
[Provides [crystal] [sparkling] clear water]

Tab Color

[Blue][Red][Green][Orange][embossed][debossed][BioGuard][Tablets][Tabs][Sticks]
[Blue][Red][Green][Orange][Sanitizer][Algae][Clarifier][BioGuard®][Tablets][Tabs][Sticks]
[Blue][Tablets][Tabs][Sticks] [with Algae Killing Crystals]
[Blue][Red][Green][Orange][speckled][BioGuard®][Tablets][Tabs][Sticks]
[Tab][Stick] color may fade once in contact with water. [This is normal as it is a sign that it is working]
[The [blue] SilkGuard® Stick gives you crystal blue soft sparkling water and protects your investment.]

Organic Contaminants

[[Destroys] [Breaks down] [Eliminates] [Controls] swimmer contaminants [such as] [including]
[perspiration,] [sweat,] [suntan lotions,] [lotions,] [hair sprays,] [body oils,] [pee,] [urine,] [pet dander,] and
[cosmetics]
[[Destroys] [Breaks down] [Eliminates] organic contaminants**]
[Removes organic contaminants** [for clear water]]
[Removes swimmer contaminants** [for clear water]]
[**(such as [perspiration,] [sweat,] [suntan lotions,] [lotions,] [hair sprays,] [body oils,] [pee,] [urine,] [pet
dander,] and [cosmetics])]

Tablet Description

[Individually wrapped [tablets][tabs][sticks]
[Single [use] [wrapped] [tablets][tabs][sticks]

{Where x equals the approximate number of tablets in container, depending on size.}

[† Product filled by weight, not tablet count.]

[Each [Tab][Stick][Tablet] weighs [8 oz] [1/2 lb] [.5 lb][1lb][16oz]]

{Optional marketing statements that may be used with winter floater}

[For continuous winter chlorination.]

[FOR WHITE PLASTER POOLS ONLY.]

[Winter Floater]

[Off season]

[Compound Action Chlorinating Floater]

[[Chlorinating Floater][with SilkGuard®]]

[Multifunctional Chlorinating Floater]

[[At] pool closing]

{Optional marketing statements to be used for 6 months on label of revised formulation or introduction by a new brand (supplemental distributor)}

[NEW [Improved][Multi-functional] Formula]

[New Compound Action Formulation]

[New!]

Application

[*Approximate addition rate. Please refer to directions for use.]

BioGuard Care System

[BioGuard Care System]

{The “BioGuard Care System” below may be placed on the label to allow easy product identification by consumers.}

[BioGuard Care System (X) Sanitizer () Shock () [Algicide][Algaecide]]

{Optional marketing statements that may be used with pool sanitization with 1 inch tablets.}

[Slow-Dissolving Sanitizer for Routine Use in Automatic Feeders or Floaters]

[For use in Automatic Feeders or Floaters]

[Multifunctional 1” Chlorinating Tablets]

[Multifunctional 1” Chlorinating Tabs]

[Compound Action 1” Chlorinating Tablets]

[[[1”] Chlorinating Tablets][with SilkGuard®]]

[1” Sanitizer Tablets]

{Optional marketing statements that may be used with pool sanitization with 3 inch tablets.}

[Slow-Dissolving Sanitizer for Routine Use in Automatic Feeders, Floaters, or Plastic Skimmers]

[For use in Automatic Feeders, Floaters or Plastic Skimmers]

[Multifunctional 3” Chlorinating Tablets]

[Multifunctional 3” Chlorinating Tabs]

[Compound Action 3” Chlorinating Tablets]

[[[3” Chlorinating Tablets][with SilkGuard®]]
[3” Sanitizer Tablets]

{Optional marketing statements that may be used with pool sanitization with sticks.}

[Slow-Dissolving Sanitizer for Routine Use in Automatic Feeders, Floaters, or Plastic Skimmers]

[For use in Automatic Feeders, Floaters or Plastic Skimmers]

[Multifunctional Chlorinating Sticks]

[Compound Action Chlorinating Sticks]

[[Chlorinating Sticks][with SilkGuard®]]

[Sanitizer Sticks]

{Optional marketing statements that may be used with pool sanitization with pool floater sanitization.}

[Concentrated, Stabilized, Slow-Dissolving Sanitizer for convenient use in above ground and in-ground pools]

[Self contained floater dispenses product, and tips on its side when empty]

[Compound Action Chlorinating Floater]

[[Chlorinating Floater][with SilkGuard®]]

[Multifunctional Chlorinating Floater]

{Optional marketing statements that may be used with winter floater}

[For continuous winter chlorination.]

[FOR WHITE PLASTER POOLS ONLY.]

[Winter Floater]

[Off season]

[Compound Action Chlorinating Floater]

[[Chlorinating Floater][with SilkGuard®]]

[Multifunctional Chlorinating Floater]

[[At] pool closing]

Step Systems

[Step 1]

[Sanitizer]

{Reader Notes: Sanitizing is Step 1 in the three-step BioGuard Care System. See BioGuard Care System within the claims on this label}

[Optional Graphics]



[Child hazard graphic]

 WARNING
 AVISO

<p>Children can fall into bucket and drown. Keep children away from bucket with even a small amount of liquid.</p>
<p>Los niños pueden caer dentro de el balde y ahogarse. Mantenga a los niños alejados de los baldes aunque solo contengan un poco de líquido.</p>

{Directions to be used for pool sanitization with 1 inch tablets}

POOL SANITIZATION WITH 1 INCH TABLETS

{To maintain brand segmentation, two sets of marketing statements are provided to maintain separate brand identity. One of the following Options will be used on the label.}

{Option A}

[BioLab T-0034] *{or}* [This product] with SilkGuard[®], the compound action [blue] tablet that does more:

- Kills bacteria [and controls algae]
- Prevents metal staining and corrosion
- Reduces scale formation
- Makes water [silky] *{or}* [soft and] smooth
- Softens water

SilkGuard[®] protects your pool equipment for longer life. It coats metal surfaces protecting them from corrosion and rust. It prevents scale formation in your pool circulation system and pool surfaces. SilkGuard[®] makes the water soft and [silky] smooth.

[BioLab T-0034] *{or}* [This product] also contains [SUNSHIELD[®], which protects chlorine from sunlight, so you use less.] *{or}* [sunlight protected chlorine.]

The [blue] SilkGuard[®] Tab[®] gives you crystal blue soft sparkling water and protects your investment.

{Option B}

[The BioGuard[®] Care System has three important parts that help you maintain crystal blue sparkling water.

- A Sanitizer to control bacteria
- A Shock to destroy organic contaminants*
- A Preventative [algicide][algaecide] to stop algae before it starts

[*(such as [perspiration,] [sweat,] [suntan lotions,] [lotions,] [hair sprays,] [body oils,] [pee,] [urine,] [pet dander,] and [cosmetics])]

All parts of the BioGuard Care System are vital to achieve beautiful water.]

[BioLab T-0034] *{or}* [This product] is one of the chlorinating sanitizer products for the BioGuard Care System. [BioLab T-0034] *{or}* [This product] with SilkGuard[®], the compound action [blue] tablet that does more:

- Kills bacteria [and controls algae]
- Prevents metal staining and corrosion

- Reduces scale formation
- Makes water [silky] *{or}* [soft and] smooth
- Softens water

SilkGuard[®] protects your pool equipment for longer life. It coats metal surfaces protecting them from corrosion and rust. It prevents scale formation in your pool circulation system and on pool surfaces. SilkGuard[®] makes the water soft and [silky] smooth.

[BioLab T-0034] *{or}* [This product] also contains [SUNSHIELD[®], which protects chlorine from sunlight, so you use less.] *{or}* [sunlight protected chlorine.]

DIRECTIONS FOR USE:

It is a violation of Federal Law to use this product in any manner inconsistent with its labeling. Read entire label and use strictly in accordance with precautionary statements and directions.

Ensure all pool equipment is working properly. Clean or backwash filter following manufacturer's directions. Adjust pH to between 7.2-7.6. In chlorinated pools, add stabilizer to establish a minimum stabilizer level of 30-40 ppm to reduce the degradative effects of sunlight upon the chlorine residual. When using other products as outlined in the directions for this product, always follow directions on those products.

Do not add other chemicals into the feeder or floater where this product is in use as a fire or explosion may occur. To avoid damage to pool surface or materials do not allow product to come in direct contact with these materials. Do not throw tablets directly into pool.

INITIAL TREATMENT:

If water is cloudy or green, superchlorinate pool with appropriate shock product until pool is clear. Add 16 ounces of this product (approximately 27 tablets) per 10,000 gallons of pool water to feeder or floater. Adjust the feeder or floater following manufacturer's instructions to establish a free available chlorine level between 1-4 ppm. Allow water to circulate at least 4 hours and then test for the free available chlorine level. When free available chlorine level is adjusted to 1-4 ppm, add the preventative [algicide] *{or}* [algaecide] appropriate to your needs.

ROUTINE MAINTENANCE:

Add 16 ounces of this product (approximately 27 tablets) per 10,000 gallons of pool water per week, or as often as needed, to the floater or feeder to maintain a constant free available chlorine level of 1-4 ppm. Sunlight, rainfall, temperature, number of swimmers, and frequency of pool use affect the rate of chlorine residual loss so check the floater or feeder often and refill as needed.

Reentry into treated swimming pools is prohibited when free available chlorine levels are above 4 ppm due to risk of body injury.

DISCHARGE DIRECTIONS FOR [COMMERCIAL] [AND] [RESIDENTIAL] POOL USES -

Before draining a treated pool, contact your local sanitary sewer and storm drain authorities and follow their discharge instructions. Do not discharge treated pool water to any location that flows to a gutter, storm drain or natural water body unless discharge is allowed by state and local authorities.

{Directions to be used for pool sanitization with 3 inch tablet }

POOL SANITIZATION WITH 3 INCH TABLETS

{To maintain brand segmentation, two sets of marketing statements are provided to maintain separate brand identity. One of the following Options will be used on the label.}

{Option A}

[BioLab T-0034] *{or}* [This product] with SilkGuard[®], the compound action [blue] tablet that does more:

- Kills bacteria [and controls algae]
- Prevents metal staining and corrosion
- Reduces scale formation
- Makes water [silky] *{or}* [soft and] smooth
- Softens water

SilkGuard[®] protects your pool equipment for longer life. It coats metal surfaces protecting them from corrosion and rust. It prevents scale formation in your pool circulation system and pool surfaces. SilkGuard[®] makes the water soft and [silky] smooth.

[BioLab T-0034] *{or}* [This product] also contains [SUNSHIELD[®], which protects chlorine from sunlight, so you use less.] *{or}* [sunlight protected chlorine.]

The [blue] SilkGuard[®] Tab[®] gives you crystal blue soft sparkling water and protects your investment.

{Option B}

[The BioGuard[®] Care System has three important parts that help you maintain crystal blue sparkling water.

- A Sanitizer to control bacteria
- A Shock to destroy organic contaminants*
- A Preventative [algicide][algaecide] to stop algae before it starts

[*(such as [perspiration,] [sweat,] [suntan lotions,] [lotions,] [hair sprays,] [body oils,] [pee,] [urine,] [pet dander,] and [cosmetics])]

All parts of the BioGuard Care System are vital to achieve beautiful water.]

[BioLab T-0034] *{or}* [This product] is one of the chlorinating sanitizer products for the BioGuard Care System. [BioLab T-0034] *{or}* [This product] with SilkGuard[®], the compound action [blue] tablet that does more:

- Kills bacteria [and controls algae]
- Prevents metal staining and corrosion
- Reduces scale formation
- Makes water [silky] *{or}* [soft and] smooth
- Softens water

SilkGuard[®] protects your pool equipment for longer life. It coats metal surfaces protecting them from corrosion and rust. It prevents scale formation in your pool circulation system and on pool surfaces. SilkGuard[®] makes the water soft and [silky] smooth.

[BioLab T-0034] {or} [This product] also contains [SUNSHIELD[®], which protects chlorine from sunlight, so you use less.] {or} [sunlight protected chlorine.]

DIRECTIONS FOR USE:

It is a violation of Federal Law to use this product in any manner inconsistent with its labeling. Read entire label and use strictly in accordance with precautionary statements and directions.

Ensure all pool equipment is working properly. Clean or backwash filter following manufacturer's directions. Adjust pH to between 7.2-7.6. In chlorinated pools, add stabilizer to establish a minimum stabilizer level of 30-40 ppm to reduce the degradative effects of sunlight upon the chlorine residual. When using other products as outlined in the directions for this product, always follow directions on those products.

Do not add other chemicals into the skimmer, feeder or floater where this product is in use as a fire or explosion may occur. To avoid damage to pool surface or materials do not allow product to come in direct contact with these materials. Do not throw tablets directly into pool.

INITIAL TREATMENT:

If water is cloudy or green, superchlorinate pool with appropriate shock product until pool is clear. **If using a feeder or floater**, add 16 ounces of this product (two tablets) per 10,000 gallons of pool water to feeder or floater. Adjust the feeder or floater following manufacturer's instructions to establish a free available chlorine level between 1-4 ppm. Allow water to circulate at least 4 hours and then test for the free available chlorine level. When free available chlorine level is adjusted to 1-4 ppm, add the preventative [algicide] {or} [algaecide] appropriate to your needs.

If using a plastic skimmer, add 16 ounces of this product (two tablets) per 10,000 gallons of pool water. Place tablets in skimmer basket. Allow water to circulate at least 4 hours before testing. Test for the free available chlorine level adding more tablets as necessary to establish a free available chlorine level of 1-4 ppm. When free available chlorine level is adjusted to 1-4 ppm, add the preventative [algicide] {or} [algaecide] appropriate to your needs.

ROUTINE MAINTENANCE:

Add 16 ounces of this product (two tablets) per 10,000 gallons of pool water per week, or as often as needed, to the floater, feeder or skimmer to maintain a constant free available chlorine level of 1-4 ppm. Sunlight, rainfall, temperature, number of swimmers, and frequency of pool use affect the rate of chlorine residual loss so check the floater, feeder or skimmer often and refill as needed.

Reentry into treated swimming pools is prohibited when free available chlorine levels are above 4 ppm due to risk of body injury.

DISCHARGE DIRECTIONS FOR [COMMERCIAL] [AND] [RESIDENTIAL] POOL USES -

Before draining a treated pool, contact your local sanitary sewer and storm drain authorities and follow their discharge instructions. Do not discharge treated pool water to any location that flows to a gutter, storm drain or natural water body unless discharge is allowed by state and local authorities.

{Directions to be used for pool sanitization with sticks}

POOL SANITIZATION WITH STICKS

{To maintain brand segmentation, two sets of marketing statements are provided to maintain separate brand identity. One of the following Options will be used on the label.}

{Option A}

[These Sticks] *{or}* [BioLab T-0034] *{or}* [This product] with SilkGuard[®], the compound action [blue] stick that does more:

- Kills bacteria [and controls algae]
- Prevents metal staining and corrosion
- Reduces scale formation
- Makes water [silky] *{or}* [soft and] smooth
- Softens water

SilkGuard[®] protects your pool equipment for longer life. It coats metal surfaces protecting them from corrosion and rust. It prevents scale formation in your pool circulation system and pool surfaces. SilkGuard[®] makes the water soft and [silky] smooth.

[These Sticks] *{or}* [BioLab T-0034] *{or}* [This product] also contains [SUNSHIELD[®]], which protects chlorine from sunlight, so you use less.] *{or}* [sunlight protected chlorine.]

The [blue] SilkGuard[®] Stick[®] gives you crystal blue soft sparkling water and protects your investment.

{Option B}

[The BioGuard[®] Care System has three important parts that help you maintain crystal blue sparkling water.

- A Sanitizer to control bacteria
- A Shock to destroy organic contaminants*
- A Preventative [algicide][algaecide] to stop algae before it starts

[*(such as [perspiration,] [sweat,] [suntan lotions,] [lotions,] [hair sprays,] [body oils,] [pee,] [urine,] [pet dander,] and [cosmetics])]

All parts of the BioGuard Care System are vital to achieve beautiful water.]

[BioLab T-0034] *{or}* [This product] is one of the chlorinating sanitizer products for the BioGuard Care System. [These Sticks] *{or}* [BioLab T-0034] *{or}* [This product] with SilkGuard[®], the compound action [blue] stick that does more:

- Kills bacteria [and controls algae]
- Prevents metal staining and corrosion
- Reduces scale formation
- Makes water [silky] *{or}* [soft and] smooth
- Softens water

SilkGuard® protects your pool equipment for longer life. It coats metal surfaces protecting them from corrosion and rust. It prevents scale formation in your pool circulation system and on pool surfaces. SilkGuard® makes the water soft and [silky] smooth.

[These Sticks] {or} [BioLab T-0034] {or} [This product] also contains [SUNSHIELD®], which protects chlorine from sunlight, so you use less.] {or} [sunlight protected chlorine.]

DIRECTIONS FOR USE:

It is a violation of Federal Law to use this product in any manner inconsistent with its labeling. Read entire label and use strictly in accordance with precautionary statements and directions.

Ensure all pool equipment is working properly. Clean or backwash filter following manufacturer's directions. Adjust pH to between 7.2-7.6. In chlorinated pools, add stabilizer to establish a minimum stabilizer level of 30-40 ppm to reduce the degradative effects of sunlight upon the chlorine residual. When using other products as outlined in the directions for this product, always follow directions on those products.

Do not add other chemicals into the skimmer, feeder or floater where this product is in use as a fire or explosion may occur. To avoid damage to pool surface or materials do not allow product to come in direct contact with these materials. Do not throw sticks directly into pool.

INITIAL TREATMENT:

If water is cloudy or green, superchlorinate pool with appropriate shock product until pool is clear. **If using a feeder or floater**, add 16 ounces of this product (two sticks) per 10,000 gallons of pool water to feeder or floater. Adjust the feeder or floater following manufacturer's instructions to establish a free available chlorine level between 1-4 ppm. Allow water to circulate at least 4 hours and then test for the free available chlorine level. When free available chlorine level is adjusted to 1-4 ppm, add the preventative [algicide] {or} [algaecide] appropriate to your needs.

If using a plastic skimmer, add 16 ounces of this product (two sticks) per 10,000 gallons of pool water. Place sticks in skimmer basket. Allow water to circulate at least 4 hours before testing. Test for the free available chlorine level adding more sticks as necessary to establish a free available chlorine level of 1-4 ppm. When free available chlorine level is adjusted to 1-4 ppm, add the preventative [algicide] {or} [algaecide] appropriate to your needs.

ROUTINE MAINTENANCE:

Add 16 ounces of this product (two sticks) per 10,000 gallons of pool water per week, or as often as needed, to the floater, feeder or skimmer to maintain a constant free available chlorine level of 1-4 ppm. Sunlight, rainfall, temperature, number of swimmers, and frequency of pool use affect the rate of chlorine residual loss so check the floater, feeder or skimmer often and refill as needed.

Reentry into treated swimming pools is prohibited when free available chlorine levels are above 4 ppm due to risk of body injury.

DISCHARGE DIRECTIONS FOR [COMMERCIAL] [AND] [RESIDENTIAL] POOL USES -

Before draining a treated pool, contact your local sanitary sewer and storm drain authorities and follow their discharge instructions. Do not discharge treated pool water to any location that flows to a gutter, storm drain or natural water body unless discharge is allowed by state and local authorities.

{Directions to be used for pool floater sanitization.}

POOL FLOATER SANITIZATION

{To maintain brand segmentation, two sets of marketing statements are provided to maintain separate brand identity. One of the following Options will be used on the label.}

{Option A}

This disposable floating dispenser sanitizes the water and then tips on its side when empty. The multifunctional sanitizer kills bacteria and controls algae, prevents metal staining and corrosion, reduces scale formation and softens water. [Its unique additive actually coats metal surfaces, protecting them against rust.] Additionally, [it contains an additive that] [this additive] protects pool surfaces from metal stains and acts like a magnet to bind hard water components, making your pool water [silky] *{or}* [soft and] smooth. This sanitizer will last longer compared to chlorine products such as liquid bleach or calcium hypochlorite, as it contains [SUNSHIELD[®], which protects chlorine from sunlight, so you use less.] *{or}* [sunlight protected chlorine.] It's the perfect solution for clear, [silky] *{or}* [soft and] smooth, inviting pool water.

{Option B}

[The BioGuard[®] Care System has three important parts that help you maintain crystal blue sparkling water.

- A Sanitizer to control bacteria
- A Shock to destroy organic contaminants*
- A Preventative [algicide][algaecide] to stop algae before it starts

[*(such as [perspiration,] [sweat,] [suntan lotions,] [lotions,] [hair sprays,] [body oils,] [pee,] [urine,] [pet dander,] and [cosmetics])]

All parts of the BioGuard Care System are vital to achieve beautiful water.]

[BioLab T-0034] *{or}* [This product] is one of the chlorinating sanitizer products for the BioGuard Care System. [BioLab T-0034] *{or}* [This product] with SilkGuard[®], the compound action [blue] tablet that does more:

- Kills bacteria [and controls algae]
- Prevents metal staining and corrosion
- Reduces scale formation
- Makes water [silky] *{or}* [soft and] smooth
- Softens water

SilkGuard[®] protects your pool equipment for longer life. It coats metal surfaces protecting them from corrosion and rust. It prevents scale formation in your pool circulation system and on pool surfaces. SilkGuard[®] makes the water soft and [silky] smooth.

[BioLab T-0034] *{or}* [This product] also contains [SUNSHIELD[®], which protects chlorine from sunlight, so you use less.] *{or}* [sunlight protected chlorine.]

DIRECTIONS FOR USE:

It is a violation of Federal Law to use this product in a manner inconsistent with its labeling. Read entire label directions and use strictly in accordance with precautionary statements and directions.

Ensure all pool equipment is working properly. Clean or backwash filter following manufacturer's directions. Adjust pH to between 7.2-7.6. In chlorinated pools, add stabilizer to establish a minimum stabilizer level of 30-40 ppm to reduce the degradative effects of sunlight upon the chlorine residual. When using other products as outlined in the directions for this product, always follow directions on those products.

During shock treatment, remove floater from pool. Place floater in an empty, clean, dry plastic container. Place it back in pool when the process is completed. Do not completely submerge floater or allow holes to become clogged. This could trap excess amount of chlorine gas possibly resulting in a violent explosion. Do not attempt to open or refill this product.

Floater is marked in gallon increments from 5,000 to 40,000 gallons. To use, cut off all feeder nubs on both sides of cartridge up to and including the one corresponding to your pool's size. If pool is between sizes marked, open next higher nubs. Use a sharp knife and cut in direction away from your body and limbs. (Fig.A) Make certain holes are wide open to allow water to flow through freely.

Place floater with open holes in center of the pool. (Fig. B) After 24 hours check residual chlorine level with a test kit. If residual chlorine level is below 1.0 ppm cut-off one additional nub until chlorine stabilizes at 1-4 ppm. If the residual chlorine is too high, seal one set of holes with waterproof plastic tape. When ready for replacement, this product will float on its side. (Fig. C)




FIG. A




FIG. B




FIG. C

Reentry into treated swimming pools is prohibited when free available chlorine levels are above 4 ppm due to risk of body injury.

DISCHARGE DIRECTIONS FOR [COMMERCIAL] [AND] [RESIDENTIAL] POOL USES -

Before draining a treated pool, contact your local sanitary sewer and storm drain authorities and follow their discharge instructions. Do not discharge treated pool water to any location that flows to a gutter, storm drain or natural water body unless discharge is allowed by state and local authorities.

{Directions to be used for winter floater}

WINTER SWIMMING POOL TREATMENT

[BioLab T-0034] *{or}* [This product], containing SilkGuard[®], provides a source of effective sanitizing agent for winterized pools. Contains SilkGuard[®] Technology. **Do not** allow swimming in pool while this product is in use.

DIRECTIONS FOR USE:

It is a violation of federal law to use this product in any manner inconsistent with its labeling. Read entire label and use strictly in accordance with precautionary statements and directions.

THIS PRODUCT IS FOR USE IN WHITE PLASTER POOLS ONLY AND SHOULD BE USED AS A SUPPLEMENTAL SOURCE OF SANITIZER ONLY FOR WINTERIZATION PURPOSES.

Before using this product the pool water should be properly balanced and appropriately treated with winterizing products appropriate for your geographic area. Consult with your [BioGuard Dealer] [dealer] for proper winterization procedures.

After winterization procedures are complete, place this product into the center of the pool in the deep end of the pool. The bag containing the chlorinating sticks will hang below the surface of the water and be kept afloat. Use one (1) of this product for each 10,000 gallons of pool water. This product may be used with mesh or solid covers.

Additional applications may be needed and are recommended in the following circumstances:

A. If the pool is uncovered and the water temperature is above 60° F, 30 to 45 days following initial application, apply one (1) of this product for each 10,000 gallons. Place this product into the center of the pool at the deep end of the pool. Monitor pool water temperature and reapply every 30 to 45 days when water temperature is above 60° F.

B. If the cover was placed on the pool before the water temperature was below 60° F, 30 to 45 days after initial application, apply one (1) of this product for each 10,000 gallons. Pull the cover back from the deep end of the pool an adequate distance to allow this product to be placed away from the sides of the pool. Replace the cover and secure properly.

DISPOSAL OF PACKAGE AFTER USE:

WEAR GOGGLES AND RUBBER GLOVES WHEN REMOVING FLOATER FROM THE POOL.

When the pool is opened in the spring, empty floater should be drained and disposed of by placing into trash collection. If any un-dissolved product remains in the floater at the time of pool opening, remove the floater from the pool and drain off any water inside the bag area into the pool. Open the bag and remove the solid product from the bag. Place the product into an empty pool skimmer basket. Operate the circulation system of the pool at least 12 hours per day

until the product has completely dissolved. DO NOT PLACE THIS PRODUCT INTO A SKIMMER WHERE OTHER PRODUCTS ARE PRESENT. DO NOT PLACE OTHER PRODUCTS INTO A SKIMMER WHERE THIS PRODUCT IS PRESENT. Dispose of the floatation material and plastic bag by placing into trash collection.

NOTE: THE FLOATATION MATERIAL CONTAINED IN THIS PRODUCT ALONG WITH THE PLASTIC BAG SHOULD BE DISPOSED OF BY PLACING THEM INTO TRASH COLLECTION.

DISCHARGE DIRECTIONS FOR [COMMERCIAL] [AND] [RESIDENTIAL] POOL USES -

Before draining a treated pool, contact your local sanitary sewer and storm drain authorities and follow their discharge instructions. Do not discharge treated pool water to any location that flows to a gutter, storm drain or natural water body unless discharge is allowed by state and local authorities.

STORAGE AND DISPOSAL: Keep this product dry in original tightly closed container when not in use. Store in a cool, dry, well ventilated area away from heat or open flame. Moisture may decompose this product and cause a violent reaction leading to fire and explosion. In case of decomposition, isolate container if possible and flood area with large amounts of water to dissolve all material before discarding this container. Do not contaminate food or feed by storage or disposal. **CONTAINER DISPOSAL:** Non-refillable container. Do not reuse or refill this container. Offer for recycling if available. Rinse thoroughly before recycling or discarding in trash.

PRECAUTIONARY STATEMENTS:

HAZARDS TO HUMANS AND DOMESTIC ANIMALS: DANGER: Corrosive: Causes irreversible eye damage and skin burns. May be fatal if swallowed. Harmful if absorbed through skin. Harmful if inhaled. Avoid breathing dust or fumes. Do not get in eyes, on skin or on clothing. Wear goggles or safety glasses, protective clothing and rubber gloves when handling this product. Wash thoroughly with soap and water after handling and before eating, drinking, chewing gum, using tobacco or using the toilet. Remove and wash contaminated clothing before reuse. Prolonged or frequently repeated skin contact may cause allergic reactions in some individuals.

{When First Aid is not located on front panel of label, it will be separated by line rules from adjacent text and be in a different color.}

FIRST AID: IF IN EYES: Hold eye open and rinse slowly and gently with water for 15-20 minutes. Remove contact lenses, if present, after the first 5 minutes, then continue rinsing eye. Call a poison control center or doctor for treatment advice. **IF ON SKIN OR CLOTHING:** Take off contaminated clothing. Rinse skin immediately with plenty of water for 15-20 minutes. Call a poison control center or doctor for treatment advice. **IF SWALLOWED:** Call poison control center or doctor immediately for treatment advice. Have person sip a glass of water if able to swallow. Do not induce vomiting unless told to do so by the poison control center or doctor. Do not give anything by mouth to an unconscious person. **IF INHALED:** Move person to fresh air. If person is not breathing, call 911 or an ambulance, then give artificial respiration, preferably mouth-to-mouth, if possible. Call poison control center or doctor for treatment advice.

Have the product container or label with you when calling a poison control center or doctor, or going for treatment. [IN CASE OF MEDICAL EMERGENCY, CALL [1-877-800-5553] [or other phone number]

Note to Physician: Probable mucosal damage may contraindicate the use of gastric lavage.

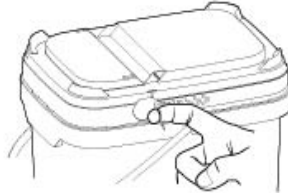
PHYSICAL OR CHEMICAL HAZARDS: CONTAINS A STRONG OXIDIZING AGENT. Do not mix with other chemicals. Mix only with water. Never add water to product. Always add product to large quantities of water. When using automatic feeding devices, always follow manufacturer's directions as to the proper addition of sanitizer product to chlorinators. Use clean dry utensils. Do not add this product to any dispensing device containing remnants of any other product. Such use may cause a violent reaction leading to fire or explosion. Contamination with moisture, organic matter, or other chemicals will start a chemical reaction and generate heat, hazardous gas, possible fire and explosion. In case of contamination or decomposition, do not reseal container. If possible, isolate container in open air or well-ventilated area. Flood area with large volumes of water.

[ENVIRONMENTAL HAZARDS: This pesticide is toxic to fish and aquatic organisms.]

[NOTE: Buyer assumes all responsibility for safety and use not in accordance with directions.]

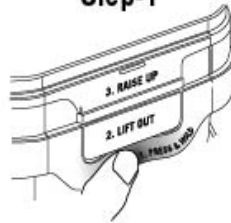
[NOTE: User assumes all responsibility for use not in accordance with directions.]

Tamper Evident Tear Strip
Tear away by using "ring pull" on either side of lid



To open the lid (after the tear strip is removed)

Step-1



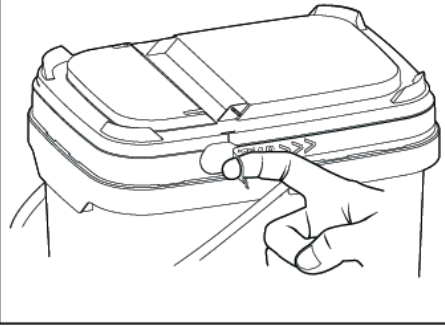
Step-2



Step-3

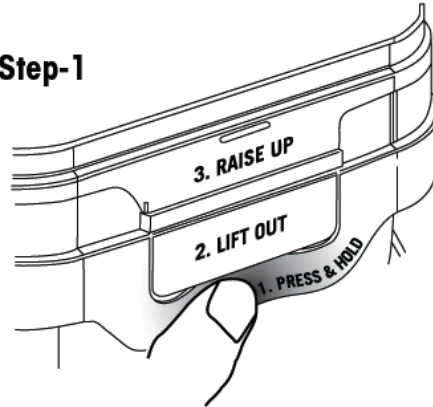


Tamper Evident Tear Strip
Tear away by using "ring pull" on either side of lid

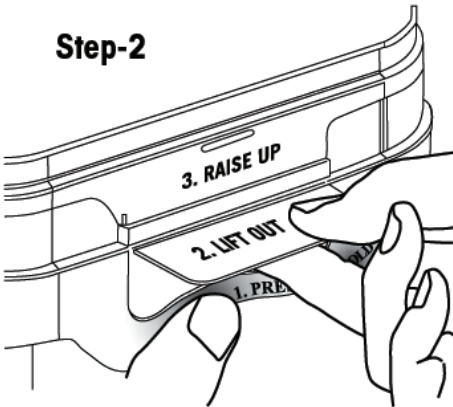


**To open the lid
(after the tear strip is removed)**

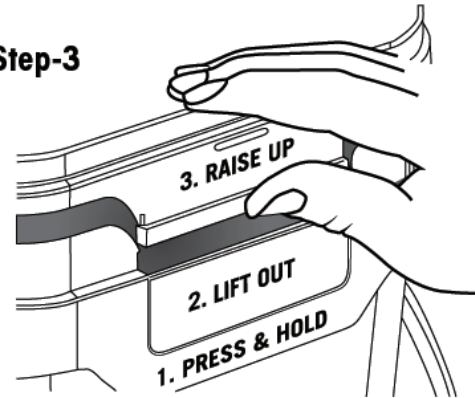
Step-1



Step-2



Step-3



Do not store in direct sunlight





