



OFFICE OF CHEMICAL SAFETY AND POLLUTION PREVENTION

WASHINGTON, D.C. 20460

March 27, 2024

Mark Jernigan
Bio-Lab, Inc.
c/o Delta Analytical Corp.
12510 Prosperity Drive, Suite 160
Silver Spring, MD 20904
Electronic Transmittal: mark.jernigan@biolabinc.com

Subject: Label Amendment – Changes Required by the Copper Compounds Amended
Interim Registration Review Decision
Product Name: BIOLAB GRANULAR TRICHLOR 29
EPA Registration Number: 5185-506
Received Date: 2/2/2024
Decision Number: 595277

Dear Mark Jernigan,

The amended label referred to above, submitted in connection with registration under the Federal Insecticide, Fungicide and Rodenticide Act (FIFRA), as amended, is acceptable. This approval does not affect any conditions that were previously imposed on this registration. You continue to be subject to existing conditions on your registration and any deadlines connected with them.

The Agency, in accordance with the Federal Insecticide, Fungicide and Rodenticide Act (FIFRA), as amended, has completed reviewing all of the information submitted with your application to support the Registration Review of the above referenced product in connection with the Copper Compounds Amended Interim Decision, and has concluded that your submission is acceptable.

A stamped copy of your labeling is enclosed for your records. This labeling supersedes all previously accepted labeling. Pursuant to 40 CFR 156.10(a)(6) you must submit one copy of the final printed labeling before you release the product for shipment with the new labeling. In accordance with 40 CFR 152.130(c), you may distribute or sell this product under the previously approved labeling for 12 months from the date of this letter. After 12 months, you may only distribute or sell this product if it bears this new revised

labeling or subsequently approved labeling. "To distribute or sell" is defined under FIFRA section 2(gg) and its implementing regulation at 40 CFR 152.3.

Should you wish to add/retain a reference to the company's website on your label, then please be aware that the website becomes labeling under FIFRA and is subject to review by the Agency. See FIFRA section 2(p)(2). If the website is false or misleading, the product would be misbranded and unlawful to sell or distribute under FIFRA section 12(a)(1)(E). 40 CFR 156.10(a)(5) list examples of statements EPA may consider false or misleading. In addition, regardless of whether a website is referenced on your product's label, claims made on the website may not substantially differ from those claims approved through the registration process, FIFRA section 12(a)(1)(B). Therefore, should the Agency find or if it is brought to our attention that a website contains false or misleading statements or claims substantially differing from the EPA approved registration, the website will be referred to the EPA's Office of Enforcement and Compliance.

Your release for shipment of the product constitutes acceptance of these conditions. If these conditions are not complied with, the registration will be subject to cancellation in accordance with FIFRA section 6. If you have any questions, please contact Megan Snyderman by phone at 202-566-0639, or via email at snyderman.megan@epa.gov

Sincerely,

A handwritten signature in blue ink, appearing to read 'Jose Gayoso', is centered on the page.

Jose Gayoso, Senior Regulatory Advisor
Reevaluation Branch
Antimicrobials Division (7510P)
Office of Pesticide Programs

Enclosure: Stamped Label

*{All text in brackets [xxx] is optional and may or may not be included on a final label.}
{All text in braces {xxx} is administrative and will not appear on a final label.}*

BioLab Granular Trichlor 29

ACTIVE INGREDIENTS:

Trichloro-s-triazinetrione 49.00%

Copper sulfate pentahydrate *** 0.99%

OTHER INGREDIENTS 50.01%

TOTAL INGREDIENTS 100.00%

(Available Chlorine: 45%)

*** Metallic Copper: 0.25%

KEEP OUT OF REACH OF CHILDREN

DANGER

See [back] [side] panel for First Aid and additional Precautionary Statements. *{If First Aid appears on back or side panel}*

See [back] [side] panel for additional Precautionary Statements. *{If First Aid appears on front panel}*

MANUFACTURED FOR:

BIO-LAB, INC.

P.O. BOX 300002

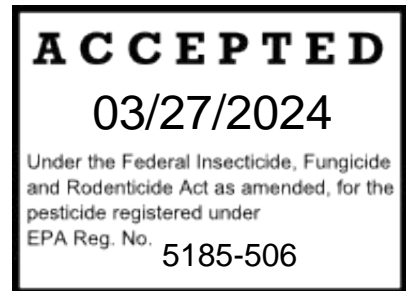
LAWRENCEVILLE, GEORGIA 30049

NET [CONTENT] [WEIGHT]: *{as indicated on container}*

EPA REG. NO. 5185-506

EPA EST. NO. 5185-GA-1 [(BL)] {or} [(Z)]

7616-CA-1 [(C)]



{If multiple EPA Establishment Numbers appear on the label.}

[Actual establishment shown in code above or below label printed on [bottle] [container]]

[Letter designation in lot code printed above or below on [bottle] [container] identifies actual establishment.]

[Made in USA]

[NOTE: Any questions or comments about [brand name] products?] [In the continental U.S. call [phone number]]. Ask for your free pool care booklet.] [Questions or comments call [phone number]]

[[Questions?] [Pool Care Tips?] [phone number]] [website] [Visit [brand name] Web Site at [website]]

{Multi-Functional Claims}

[Multi-purpose [pool shock] [formula] [pool cleaner] [shock] [Oxidizes] [Oxidizer] [algicide] [algaecide][Kills Algae][Prevents Algae] [Controls Algae] [Kills Bacteria][organic contaminant remover**] [clarifier][enhances filtration] [pH Balanced] [softens water] [protects equipment†][equipment protector†][Prevents Scale†][Prevents Corrosion†][improves swimmer comfort]

[All-purpose [pool shock] [formula] [pool cleaner] [shock] [Oxidizes] [Oxidizer] [algicide] [algaecide][Kills Algae][Prevents Algae] [Controls Algae] [Kills Bacteria][organic contaminant remover**] [clarifier][enhances filtration] [pH Balanced] [softens water] [protects equipment†][equipment protector†][Prevents Scale†][Prevents Corrosion†] [improves swimmer comfort]

[All-in-One [pool shock] [formula] [pool cleaner] [shock] [Oxidizes] [Oxidizer] [algicide] [algaecide][Kills Algae][Prevents Algae] [Controls Algae] [Kills Bacteria][organic contaminant remover**] [clarifier][enhances filtration] [pH Balanced] [softens water] [protects equipment†][equipment protector†][Prevents Scale†][Prevents Corrosion†] [improves swimmer comfort]

[Multi-functional [pool shock] [formula] [pool cleaner] [shock] [Oxidizes] [Oxidizer] [algicide] [algaecide][Kills Algae][Prevents Algae] [Controls Algae] [Kills Bacteria][organic contaminant remover**] [clarifier][enhances filtration] [pH Balanced] [softens water] [protects equipment†][equipment protector†][Prevents Scale†][Prevents Corrosion†] [improves swimmer comfort]

[2][3][4][5][6][7][8] – in [1][One] [Formula][pool shock] [pool cleaner] [shock] [Oxidizes] [Oxidizer] [algicide] [algaecide][Kills Algae][Prevents Algae] [Controls Algae] [Kills Bacteria] [organic contaminant remover**] [clarifier] [pH Balanced] [enhances filtration][softens water] [protects equipment†][equipment protector†][Prevents Scale†][Prevents Corrosion†] [improves swimmer comfort]

[**[such as] [body & suntan oils] [body oils] [&] [suntan oils] [&] [sweat] [perspiration] [&] [lotions] [&] [urine] [&] [pee] [&] pet dander]]

† Will only be used with alternate formula containing corrosion / scale inhibitor.

{Usage and Treatment Claims}

[[Kills Algae], [Kills Bacteria], [Oxidizes], [Shock], [Clarifies], [UV Protected], [Sunlight Protected]] [[Shock], [Oxidizer], [Buffer], [Clarifier], [Flocculent], [Algaecide] [Algicide], [Oxidizer]

[Shock]

[Oxidizer, kills bacteria, and kills algae, releases sunlight protector]

[Fast Dissolving]

[Fast Dissolving Shock Treatment]

[Add directly to pool]

[Add product directly to the pool with pump and filter operating]

[No Need to Pre-Dissolve]

[Maintains Brilliantly Clear Water]

[Reduces the Need for Other Maintenance Products]

[Eliminates Unpleasant Odors]

[Patented Oxidizer, [Algicide][Algaecide] and Clarifier]

[Contains Blue [Algicide][Algaecide] Crystals]

[Contains Blue Algae Killing Crystals]

[Multi-Functional Formula]

[Multi-Purpose Shock]

[Multi-Functional Shock]
 [Compound action shock]
 [Quick dissolving shock]
 [Preferred shock for the BioGuard Care System]
 [For use in all pool types] *{This statement alerts consumer to the fact they may use this product in above ground, in ground, indoor, outdoor, plaster, vinyl, fiberglass pools}*
 [Shocks, Clarifies, and Kills Algae]
 [Suitable for In-ground and Above-ground Pools]
 [Sunlight Protected] *{Cyanuric Acid is a known UV light stabilizer for chlorine}*
 [SUNSHIELD®]
 [For Pools]
 [For Swimming Pool Use]
 [Do Not Mix With Any Other Product]
 [Do Not Mix this Product with Calcium Hypochlorite, or Any Other Product]
 [TO OPEN CUT ALONG DOTTED LINE WITH SCISSORS] *{Statement to appear in upper corner of child resistant bag, when product sold in bags.}*
 [Can be used in saltwater pools] [Compatible with saltwater pools] *{Reader Notes: Salt pools generate hypochlorous acid using electrolysis from NaCl added to pool water.}*
 [For use with all pool surfaces]
 [For all pool surfaces including vinyl, plaster and fiberglass]
 [For all pools, including vinyl, plaster and fiberglass]
 [For all pool surfaces]
 [[One] [1] lb treats 12,000 Gallons]
 [For use with all filter & surface types]
 [Easy open] {for 1lb bottle application}
 [Easy pour] {for 1lb bottle application}
 [Easy Open Easy Pour Bottle]
 [Resealable. Reusable. Recyclable.] {for 1lb bottle application}
 [No Scissors [Required][Needed]] {for 1lb bottle application}
 [Dissolves Completely]
 [Treats 12,000 Gallons] *{Only for use when sold in one pound bags or containers}*
 [Won't Discolor Pool Surfaces#]
 [# When Used as Directed]
 [For use in vinyl, painted, fiberglass, or color plaster surface pools]
 [Fast Dissolving Shock Treatment]
 [Fast Dissolving]
 [Suitable for All Pool Types] *{This statement alerts consumer to the fact they may use this product in above ground, in ground, indoor, outdoor, plaster, vinyl, fiberglass pools}*
 [For Use In All Pool Types] *{This statement alerts consumer to the fact they may use this product in above ground, in ground, indoor, outdoor, plaster, vinyl, fiberglass pools}*
 [No Need to Pre-Dissolve]
 [Add Directly To Pool]
 [One Bag Treats 12,000 Gallons] *{Only for use when sold in one pound bags}*
 [One Bottle Treats 12,000 Gallons] *{Only for use when sold in one pound bottles}*
 [Suitable for opening pools]
 [Suitable for pool opening and winterization]
 [Suitable for pool opening and closing]
 [Treat and Swim In As Soon As 15 Minutes*]
 [Treat and Swim in 15 [min] [minutes*]]
 [Swim in 15 [min] [minutes*]]

[Works Quickly to Allow Swimming in as Soon as 15 Minutes*]
[* Refer to the Re-entry statement on the back panel for further guidance.]

[Once-a-Week** Shock] *{Application frequency per swimming pool shock/oxidizer treatment directions.}*

[Once-A-Week**]*{Application frequency per swimming pool shock/oxidizer treatment directions.}*

[** Approximate addition rate. Please refer to directions for use.]

[BioGuard Care System]

{Reader Notes: The “BioGuard Care System” below may be placed on the label to allow easy product identification by consumers.}

[BioGuard Care System () Sanitizer (X) Shock () [Algicide][Algaecide]]

[Preferred shock for the BioGuard Care System]

[Step 2]

{Kills Algae and Bacteria Claims}

[Kills Bacteria, Kills Algae, and Clarifies]

[Kills Bacteria, Controls Algae, and Clarifies]

[Suppresses Algae]

[Algistat]

[With Blue Algae Fighting Crystals]

[With Blue Algae Killing Crystals]

[Kills Bacteria]

[Kills Bacteria and Algae]

[Kills algae]

[Protects Against Algae]

[Guards Against Algae]

[Controls Algae]

[Kills all types of algae]

[Fights green, mustard and black algae]

[Treats visible algae]

[Kills [and] [prevents] [and] [controls] [green], [black], [and] [mustard] algae]

[Kills and controls all pool algae types]

[An all-purpose pool algaecide]

[[Prevents] [Controls] all types of algae]

[Effective [kill] [and] [prevent] [controls] algae treatment]

[Controls [green] [mustard] [black] algae]

[Kills and Prevents Algae]

[Prevents algae]

[Algae Protection]

[Keeps water clear and free of visible [green] [mustard] [black] algae]

[Fast [green] [mustard] [black] algae control]

[[With] Algae-Killing Crystals]

[[Prevents] [Controls] Algae]

[[Prevents] [Controls] [Future] Algae [Growth]]

[Fast dissolving], [multi-functional] shock with [extra] [added] algae-killing [strength] [power] [ability] for clear pool water [that is free of visible algae]]

[Fast dissolving], [multi-functional] shock with [dual action] algae-killing [strength] [power] [ability] for clear pool water [that is free of visible algae]]

[Once a Week**] *{Application frequency per routine maintenance directions.}*

[**Approximate addition rate. Please refer to directions for use.]
 [Step 2] *{Shock treatments are marketed as step two of a three step program to treat swimming pool water.}*
 [TO OPEN CUT ALONG DOTTED LINE WITH SCISSORS] *{For use when packaged in child resistant bags.}*
 [BioGuard Care System]
{Reader Notes: The “BioGuard Care System” below may be placed on the label to allow easy product identification by consumers.}
 [BioGuard Care System () Sanitizer (X) Shock () [Algaecide][Algicide]]

[* Refer to the Re-entry statement on the back panel for further guidance.] *{This statement will appear on the front panel of label when one of the asterisked statements is used concerning swim in 15 minutes.}*

{Following chart is optional}

Our Ingredients:	What They Do:
Sodium dichloro-s-triazinetrione	Oxidizer, Kills Bacteria, and Kills Algae, Releases Sunlight Protector
Copper (metallic)	Kills Algae, [Prevents Algae]

{Organic Contaminant Claims}

[[Removes] [Eliminates] [Destroys] [Breaks down] organic contaminants** [for sparkling clear water]]
 [[Removes] [Eliminates] [Destroys] [Breaks down] [organic contaminants such as] [sunscreen] [pet dander] [fertilizer] [pollen] [skin oils] [lotions] [sweat] [urine] [pee]]
 [[Controls] [Eliminates] [Destroys] [Breaks down] swimmer contaminants such as [oils] [sweat] [lotion] [urine] [pee]]
 [[Controls] [Eliminates] [Destroys] [Breaks down] swimmer contaminants including [oils] [sweat] [lotion] [urine] [pee]]
 [[Removes] [Eliminates] [Destroys] [Breaks down] organic contaminants**]
 [Protects against [bacteria] [and] [organic contaminants**] [for] [clean] [and] [clear] [water]]
 [[Clears [cloudy] water] [&] [removes swimmer contaminants**]]
 [Destroys Organic Contaminants**]
 **[such as] [body & suntan oils] [body oils] [&] [suntan oils] [&] [sweat] [perspiration] [&] [lotions] [&] [urine] [&] [pee] [&] [pet dander] [&] cosmetics] [&] [hairspray]]
 [For Heavy Bather Loads]
 [For Use After Heavy Rains]
 [For Heavy Bather Loads or After Heavy Rains]

{Swimmer Comfort Claims}

[[Removes] [Eliminates] [Reduces] chlorine odor]
 [[Removes] [Eliminates] [Reduces] pool odor]
 [Effective against [chlorine] odor]
 [Deodorizes your pool]
 [Use to clean and deodorize]
 [Creates [comfortable] [swim-ready] water]
 [For a comfortable pool experience]
 [Reduces chlorine odor]

[[Destroys] [Eliminates] [Removes] [Breaks down] eye irritating compounds in swimming pool water]
[[Destroys] [Eliminates] [Removes] [Breaks down] organic contaminants** that [contribute to] [lead to] [cause] eye irritation]
**[such as] [body & suntan oils] [body oils] [&] [suntan oils] [&] [sweat] [perspiration] [&] [lotions] [&] [urine] [&] [pee] [&] [pet dander] [&] cosmetics] [&] [hairspray]]

{Water Clarity Claims}

[Shocks water clear]
[[Prevents] [Eliminates] [Quickly] [Clears] [cloudy] water]
[[Improves] [Enhances] filtration]
[Clarifier enhances filtration]
[Improves filter performance]
[Clears Cloudy Water]
[Quickly Clears Cloudy Water]
[Creates Sparkling Water]
[Provides Crystal Clear Water]
[Use Regularly for Sparkling Water]
[Restores Water Clarity]
[Clarifies water]
[Gathers debris for easy removal]
[Gathers debris for easy filtration]
[Plus] [Improves filter performance]
[Plus] [[Improves] [Enhances] filtration]
[Contains a Filter Enhancer]
[Produces Sparkling Clean Swimming Pool Water]

{Clean Water Claims}

[Use for a shockingly [clean] [and] [clear] pool]
[Great for an extra touch of clean]
[An added touch of clean]
[Keeps water [clean] [and] [clear] during severe heat or rain]
[Cleans pool water after heavy use]
[Freshens pool water after heavy use]
[For extra clean water]
[For fresh, clear water]
[[Powers through] [fights] [eliminates] filth]
[Works quickly to restore pool water freshness & clarity]
[[Clears [cloudy] water] [&] [removes filth]]

{pH Balance Claims}

[pH balanced to protect [pool] equipment and surfaces]
[pH balanced to prevent corrosion and scale]
[pH balanced]
[pH Buffer]

{Scale/Corrosion Control Claims. Only for use with alternate formula containing corrosion / scale inhibitor.}

[With built in scale preventative and sunlight protector]
[With built in corrosion preventative and sunlight protector]

[With built-in scale preventative, water softener and sunlight protector]
[With built-in scale preventative, water softener]
[Helps prevent corrosion & metal staining]
[Reduces Scale Formation]
[Protects pool equipment for longer life]
[Gentle on equipment – prevents corrosion/metal staining]
[Protects equipment]
[Corrosion prevention]
[Helps prevent corrosion]
[Corrosion inhibitor]
[Prevents Metal Staining]
[Protects Equipment]
[Equipment Protector]
[Prevents [corrosion] [&] [scale] [&] [metal staining]]
[Helps prevent corrosion & metal staining]
[Protects pool equipment for longer life]
[SilkGuard®]
[With SilkGuard®]
[With SilkGuard® Technology]
[Featuring SilkGuard® Technology]
[Prevents scaling, protects against corrosion and metal staining]

{Water Softener Claims}

[Makes water silky smooth]
[Makes water soft and smooth]
[Softens Water]
[Water softening]

{Step Systems Claims}

[Step 2]
[Shock]

{Winterization Claims}

{Optional marketing statements that may be used with swimming pool winterization.}

[For all pool surfaces] *{This statement alerts consumer to the fact they may use this product in above ground, in ground, indoor, outdoor, plaster, vinyl, fiberglass pools}*

[Winter oxidizer and clarifier]
[Suitable for above ground pools]
[Effective winter shock]
[Suitable for vinyl pools]
[First step in an effective winterization program]
[For use in vinyl, painted, fiberglass or color plaster surface pools]
[Restores water clarity]
[Quick-dissolving winter shock]
[Oxidizer, Buffer, Clarifier, Flocculant]
[No pre-dissolving]
[Suitable for all pool surfaces]
[Quick-dissolving]
[Multi-purpose]
[Dual-action]
[Regular use will create easier spring start-up]

[Suitable for closing pools]
[Suitable for winterizing pools]

{Spa Claims}

{Optional marketing statements that may be used with spa & hot tub oxidizing.}

[For Spas & Hot Tubs]

[Oxidizes and clarifies for beautiful water]

[Removes unpleasant odors]

[Restores water sparkle]

[Produces clear, sparkling spa water]

[Easy to use]

[Multi-purpose shock]

[Oxidizer, water clarifier, flocculant, buffer]

[Treats 500 gallons] *{Only to be used when sold in 1.5 ounce bags}*

[No pre-mixing]

[Reduces odors]

[Rapidly dissolving] *{Reader Notes: Product is granular and dissolves within 15 minutes.}*

{Reader Notes: Ionizers use a metal such as copper or silver as a supplemental sanitizer. These metals do not provide any oxidizing power. Therefore an oxidizer is required to break down organic contaminants such as perspiration, lotions, body oils, etc. Ozone provides oxidation of spa water only at the point of contact where ozone is being generated in the circulation system. BioLab Granular Trichlor 29 provides residual oxidation throughout the spa.}

[Suitable for use with ozone] [Compatible with ozone and ionizers] [Compatible with ionizers]

[Optional Graphics]



⚠ WARNING
⚠ AVISO
A blue silhouette of a child falling into a bucket. A large blue circle with a diagonal slash is superimposed over the scene, indicating a prohibition or warning.
<p>Children can fall into bucket and drown. Keep children away from bucket with even a small amount of liquid.</p>
<p>Los niños pueden caer dentro de el balde y ahogarse. Mantenga a los niños alejados de los baldes aunque solo contengan un poco de liquido.</p>

{Directions to be used for shock application, Option A}

SWIMMING POOL [SHOCK] *{and/or}* [OXIDIZER]

{To maintain brand segmentation, three sets of marketing statements are provided to maintain separate brand identity.}

{One of the following 3 sets of paragraphs will be used on the label.}

{Option 1}

[This specially formulated product, a blend of an oxidizer, clarifiers and water enhancing buffers, keeps your pool water sparkling clear. This product delivers superb water clarity, destroys unpleasing odors, improving swimmer comfort. [[BioLab Granular Trichlor 29] *{or}* [This product] contains SilkGuard®. SilkGuard protects your pool equipment for longer life. It coats metal surfaces protecting them from corrosion and rust. It prevents scale formation in your pool circulation system and on pool surfaces. SilkGuard makes the water soft and smooth.] Proper use of this product will not adversely affect the pH of the pool water. Designed for use with all types of pool surfaces, this convenient, easy-to-use product allows swimming as soon as 15 minutes after application.*

This product dissolves quickly and completely. No premixing is required and no undissolved solids remain. [(In water temperatures less than 70⁰ F this product may take longer to dissolve. To prevent possible damage to pool surface, use a pool brush to disperse any granules which may have settled to the bottom of the pool.)] May be used with chlorinated, brominated, and ozone. It is formulated for use with all types of pool surfaces. DO NOT use in pools sanitized with biguanides.

{Option 2}

[BioGuard® has a wide variety of products that prevent specific pool situations. These products are designated as “Inhibit”.] *{or}*

[BioGuard® has a wide variety of products that are required to maintain a quality swimming environment. These products are designated as “Maintain”.]

[BioLab Granular Trichlor 29] *{or}* [This product] is a premium, multi-purpose product. By simply using this product once-a-week, it will reduce unpleasant odors. In addition, it corrects most cloudy conditions and restores water sparkle. [[BioLab Granular Trichlor 29] *{or}* [This product] contains SilkGuard®. SilkGuard protects your pool equipment for longer life. It coats metal surfaces protecting them from corrosion and rust. It prevents scale formation in your pool circulation system and on pool surfaces. SilkGuard makes the water soft and smooth.] Unlike other shock products, this product does not adversely affect the pH of pool water and leaves no cloudy residue. Swimmers can resume pool use in as little as 15 minutes after application.* (Check the chlorine residual. Swimming may resume when residual is 1 – 4 ppm.) It can be used with all types of pool surfaces. [Additional] [Unique] [It includes] ingredients [such as

water clarifiers and flocculants][that] aid the filter in removing small suspended particles to further enhance water clarity.

[BioLab Granular Trichlor 29] {or} [This product] is compatible for use in pools with chlorinated products, brominated products, and ozone. This product dissolves quickly and completely. It does not require pre-mixing and leaves no undissolved solids. [(In water temperatures less than 70° F this product may take longer to dissolve. To prevent possible damage to pool surface, use a pool brush to disperse any granules which may have settled to the bottom of the pool.)] Do not use in pools sanitized with biguanides.

{Option 3}

[BioGuard® has a wide variety of products that prevent specific pool situations. These products are designated as “Inhibit”.] {or}

[BioGuard® has a wide variety of products that are required to maintain a quality swimming environment. These products are designated as “Maintain”.]

[The BioGuard® Care System has three important parts that help you maintain crystal blue sparkling water.

- A Sanitizer to kill bacteria
- A Shock to destroy organic contaminants **
- A Preventative [algicide][algaecide] to stop algae before it starts

All parts of the BioGuard Care System are vital to achieve beautiful water.]

[BioLab Granular Trichlor 29] {or} [This product] is a shock product that can be used in the BioGuard Care System. Weekly use of [BioLab Granular Trichlor 29] {or} [this product] keeps your water crystal blue and sparkling. Utilizing an advanced [patented] technology, [BioLab Granular Trichlor 29] {or} [this product] performs multiple functions:

- kills bacteria and algae [as well as prevents algae growth]
- oxidizes organic contaminants** that cause cloudy water and musty odors
- clarifies the water using a filter enhancer
- buffers pH to provide brilliantly clear water with no cloudy residue and without increasing pH
- [prevents metal staining and corrosion]
- [reduces scale formation]
- [makes water soft and smooth]

[**(such as [perspiration,] [sweat,] [suntan lotions,] [lotions,] [hair sprays,] [body oils,] [pee,] [urine,] [pet dander,] and [cosmetics] [&] cosmetics) [&] [hairspray])]

This shock product is easy to use. Because it dissolves rapidly and is multifunctional, [this product] works fast and effectively. Resume swimming in as little as 15 minutes.* [BioLab Granular Trichlor 29] {or} [This product] is suitable for all pool types.

⚠ DO NOT mix this product directly with any other pool chemicals as violent reactions could occur. This product must be applied from the [bag] [bottle] directly into the pool water.

{Option 4}

[BioGuard® has a wide variety of products that are required to maintain a high quality swimming environment. These products are designated as “Maintain”.]

[BioLab Granular Trichlor 29] {or} [This product] [is Step 2 of the BioGuard 3 Step and Once-A-Week 3 Step Program.] {or} [is an important part of proper pool care.] {or} [is an important part of the BioGuard Care System.] Weekly use of [this product] keeps your water crystal blue and sparkling. [[BioLab Granular Trichlor 29] {or} [This product] contains SilkGuard®. SilkGuard protects your pool equipment for longer life. It coats metal surfaces protecting them from corrosion and rust. It prevents scale formation in your pool circulation system and on pool surfaces. SilkGuard makes the water soft and smooth.] Utilizing an advanced [patented] technology, [this product] performs multiple functions:

- kills bacteria [and algae] [as well as prevents algae growth]
- oxidizes organic contaminants** that cause cloudy water and musty odors
- clarifies the water using a filter enhancer
- buffers pH to provide brilliantly clear water with no cloudy residue and without increasing pH
- [prevents metal staining and corrosion]
- [reduces scale formation]
- [makes water soft and smooth]

This premium shock product is easy to use. Because it dissolves rapidly and is multifunctional, this product works fast and effectively. Resume swimming in as little as 15 minutes.* This product provides the solution for brilliant, clear, and inviting pool water and is suitable for all pool types.

[**(such as [perspiration,] [sweat,] [suntan lotions,] [lotions,] [hair sprays,] [body oils,] [pee,] [urine,] [pet dander,] and [cosmetics] [& cosmetics] [&] [hairspray])]

DIRECTIONS FOR USE:

It is a violation of Federal Law to use this product in any manner inconsistent with its labeling. Read entire label and use strictly in accordance with precautionary statements and directions.

[Backwash filter following manufacturer's directions [to ensure adequate circulation].] With the pump in operation, apply the entire dosage at one time. Broadcast evenly around edges with special attention to areas of the pool where water circulation is the poorest. Apply directly to pool water only. Do not add through a skimmer or any automatic dispensing device. [[After 15 minutes, to] [To] prevent damage to pool surface, use an appropriate pool brush to disperse any undissolved granules which may have settled to the bottom of the pool.]

For best results, test and adjust pool water pH to 7.2-7.6 prior to application. Apply product when pool is not in use. Swimming may resume in as soon as 15 minutes after product application.* Test chlorine residual. Swimming may resume when chlorine residual is 1 – 4 ppm.

ROUTINE MAINTENANCE: To help maintain a sparkling clear pool, add one pound of product to [10,000 to] 12,000 gallons of water each week.

ADDITIONAL APPLICATIONS: Additional applications are recommended after periods of heavy pool usage, significant rainfall or the appearance of cloudy water. Follow routine maintenance instructions.

OFF SEASON MAINTENANCE: Pools which are kept circulating during the winter season require less frequent additions. Apply product approximately once each month at the rate of one pound of product to [10,000 to] 12,000 gallons.

FOR TREATMENT OF LIGHT ALGAE: Vacuum leaves and any other foreign debris from pool. Brush visible algae thoroughly from pool's surface with a surface-compatible brush. [Brush any undissolved product off pool surfaces.] With pump running, broadcast 1 lb. of [this product] per 12,000 gallons of pool water, directly into pool water in areas of heaviest algae growth. Operate pump and filter continuously for 24 hrs. after product application. Afterwards, repeat brushing of pool surfaces. Do not enter the pool until the free available chlorine residual is 1 - 4 ppm. If necessary repeat the treatment.

*** TEST CHLORINE LEVEL PRIOR TO RE-ENTRY. RE-ENTRY INTO TREATED SWIMMING POOLS IS PROHIBITED ABOVE LEVELS OF 4 PPM CHLORINE DUE TO RISK OF BODILY INJURY.**

DISCHARGE DIRECTIONS FOR [COMMERCIAL] [AND] [RESIDENTIAL] POOL USES - Before draining a treated pool, contact your local sanitary sewer and storm drain authorities and follow their discharge instructions. Do not discharge treated pool water to any location that flows to a gutter, storm drain or natural water body unless discharge is allowed by state and local authorities.

{Directions to be used for shock application, Option B}

[Swimming Pool [Shock] [Oxidizer]]

[WHY TO USE THIS PRODUCT: This premium shock product is easy to use and performs multiple, important maintenance functions. [BioLab Granular Trichlor 29] {or} [This product] effectively oxidizes during shock treatment organic contaminants [(such as) [body & suntan oils] [body oils] [suntan oils], [sweat] [perspiration], lotions and [urine] [pee] [pet dander]]) that cause cloudy water, and musty odors by utilizing advanced proprietary technology. This technology combines oxidizers, water clarifiers, flocculants and buffers to provide crystal clear water with no cloudy residue and without increasing pH like ordinary shock products.

[BioLab Granular Trichlor 29] [This product] is designed for use in all pool types by adding the product directly to the pool without pre-dissolving. Because it dissolves rapidly and performs multiple maintenance functions, this product works fast and effectively, allowing swimming to resume in as little as 15 minutes.* [BioLab Granular Trichlor 29] [This product] is ideal for both last minute and routine maintenance applications.]

{or}

[WHY TO USE THIS PRODUCT: Swimming pool shock treatment.]

⚠ DO NOT mix [BioLab Granular Trichlor 29] [this product] directly with any other shock products or pool chemicals, as violent reactions could occur. [BioLab Granular Trichlor 29] [This product] must be applied directly into the pool water. DO NOT pre-dissolve [BioLab Granular Trichlor 29] [this product].

IMPORTANT NOTES:

1. When using other products, always follow label directions for those products.
2. As with other products, this product may promote metal stains on pool surfaces. Always check water for metal content and if present, stabilize metals with a stain control product prior to the addition of this product.

DIRECTIONS FOR USE:

It is a violation of Federal Law to use this product in any manner inconsistent with its labeling. Read entire label and use strictly in accordance with precautionary statements and directions.

BEFORE YOU BEGIN:

1. Make sure all pool equipment is working properly.
2. Backwash filter following manufacturer's directions [to ensure adequate circulation].
3. Check alkalinity, pH and calcium hardness with a test kit. Adjust alkalinity to 125 – 150 ppm (or 80 – 150 ppm for saltwater pools). Adjust pH to 7.2 - 7.6. Adjust calcium hardness to 200 - 275 ppm for plaster pools and 175 - 225 ppm for vinyl and fiberglass pools.

NOW USE THIS PRODUCT:

Routine Maintenance

1. [With pump operating, apply 1 lb. [(2, 8oz cups)] *{for use if product is not in premeasured bag}* of [BioLab Granular Trichlor 29] {or} [this product] per 12,000 gallons directly into pool. [****]] *{and/or}* [For small vinyl pools, with pump operating, apply 3.5 teaspoons of [BioLab Granular Trichlor 29] [this product] per 500 gallons or 1.3 ounces per 1,000 gallons directly into pool.***] **DO NOT** pre-dissolve [BioLab Granular Trichlor 29] [this product]. **DO NOT** apply [BioLab Granular Trichlor 29] [this product] through skimmer or chemical feeding device as other chemicals may be present which could result in a violent reaction.
2. Wait at least 15 minutes after product application before entering pool.*
3. [After 15 minutes, to] [To] prevent damage to pool surface, use an appropriate pool brush to disperse any undissolved granules which may have settled to the bottom of the pool.
4. Operate pump and filter continuously for 4 to 8 hours after product addition.
5. For best results, apply [BioLab Granular Trichlor 29] {or} [this product] weekly as part of your maintenance routine.

[***Use a clean, dedicated spoon to dose the appropriate amount of product into the pool. Keep the dosage spoon stored out of reach of children. 3 teaspoons equals 1 tablespoon. 1.75 tablespoons equals 1 ounce.]

[****Always apply this product in its dry form using a clean dry plastic cup or scoop. Do not use this cup for any other purpose.] *{for use if product is not in premeasured bag}*

Additional Applications:

Wind, rain, increased water temperature and the number and frequency of bathers can cause cloudy water and unpleasant odors which may require additional application(s) of this product. Follow routine maintenance instructions.

*** TEST CHLORINE LEVEL PRIOR TO RE-ENTRY. RE-ENTRY INTO TREATED SWIMMING POOLS IS PROHIBITED ABOVE LEVELS OF 4 PPM CHLORINE DUE TO RISK OF BODILY INJURY.**

[FOR POOL CLOSURE:

[Backwash filter following manufacturer's directions [to prepare your filter for closing].] Apply [BioLab Granular Trichlor 29] [this product] at a rate of 1 lb. per 6,000 gallons before closing pool for the winter. To prevent damage to pool surface, use an appropriate pool brush to disperse any undissolved granules which may have settled to the bottom of the pool. Apply an appropriate winter [algaecide] [algicide] after addition of this product.]

DISCHARGE DIRECTIONS FOR [COMMERCIAL] [AND] [RESIDENTIAL] POOL

USES - Before draining a treated pool, contact your local sanitary sewer and storm drain authorities and follow their discharge instructions. Do not discharge treated pool water to any location that flows to a gutter, storm drain or natural water body unless discharge is allowed by state and local authorities.

{Directions to be used for shock application, Option C}

[Swimming Pool [Shock] [Oxidizer]]

[How?]

DIRECTIONS FOR USE:

It is a violation of Federal Law to use this product in any manner inconsistent with its labeling. Read entire label and use strictly in accordance with precautionary statements and directions.

To Shock Water Clear:

- Add [1 lb. [(2, 8oz cups)] *{for use if product is not in premeasured bag}*] per 12,000 gallons into the deepest pool area. [****] {or} [Add 3.5 teaspoons per 500 gallons or 1.3 ounces per 1,000 gallons directly into pool.***] while filter and pump are operating.
- DO NOT pre-dissolve, DO NOT apply through skimmer or chemical feeder, DO NOT mix with other chemicals; a violent reaction may result.
- Wait at least 15 minutes after product application before entering pool.*
- [After 15 minutes, to] [To] prevent damage to pool surface, use an appropriate pool brush to disperse any undissolved granules which may have settled to the bottom of the pool.
- Operate pump and filter continuously for 4 to 8 hours after product addition.
- Apply more product after heavy use, high temperatures, or rain. For best results, shock pool weekly.

[***Use a clean, dedicated spoon. Keep the spoon stored out of reach of children. 3 teaspoons equals 1 tablespoon. 1 ¾ tablespoons equals 1 ounce.]

[****Always apply this product in its dry form using a clean dry plastic cup or scoop. Do not use this cup for any other purpose.] *{for use if product is not in premeasured bag}*

*** TEST CHLORINE LEVEL PRIOR TO RE-ENTRY. RE-ENTRY INTO TREATED SWIMMING POOLS IS PROHIBITED ABOVE LEVELS OF 4 PPM CHLORINE DUE TO RISK OF BODILY INJURY.**

[To Close Pool:

- [Backwash filter following manufacturer's directions [to prepare your filter for closing].]
- Apply this product at a rate of 1 lb. per 6,000 gallons into the deepest pool area while filter and pump are operating.
- To prevent damage to pool surface, use an appropriate pool brush to disperse any undissolved granules which may have settled to the bottom of the pool.
- Apply an appropriate winter [algaecide][algicide] after addition of this product.]

[Visit [*website*] for complete pool closing instructions.]

DISCHARGE DIRECTIONS FOR [COMMERCIAL] [AND] [RESIDENTIAL] POOL

USES - Before draining a treated pool, contact your local sanitary sewer and storm drain authorities and follow their discharge instructions. Do not discharge treated pool water to any location that flows to a gutter, storm drain or natural water body unless discharge is allowed by state and local authorities.

{Directions to be used for shock application, Option D}

DIRECTIONS FOR USE: It is a violation of Federal Law to use this product in a manner that is inconsistent with its labeling. Read entire label and use strictly in accordance with precautionary statements and directions.

[Backwash filter following manufacturer’s directions [to ensure adequate circulation].] Test and balance water prior to use. Adjust pH to 7.2-7.6. Visit [*website*] for free water analysis and personalized product and dosage recommendations.

Dosage	When/How To Use:
1 lb per 12,000 GAL	TO SHOCK WATER CLEAR AND DESTROY ORGANIC CONTAMINANTS**: <i>{Optional: Insert Pictogram A and/or B within this box}</i> Broadcast in pool’s deepest area with filter and pump on. Run filter and pump for 4-8 [hrs.] [hours]. DO NOT pre-dissolve, DO NOT add through skimmer or feeder, DO NOT mix with other chemicals (a violent reaction may result). [[After 15 minutes, to] [To] prevent damage to pool surface, use an appropriate pool brush to disperse any undissolved granules which may have settled to the bottom of the pool.] RE-ENTRY: Wait at least 15 minutes after product application before entering pool.* Enter when chlorine level is 1-4 ppm. FOR BEST RESULTS: Shock pool weekly and also after heavy use, high temperatures, or rain. Use at night to prevent sunlight degradation.
	TO CLOSE POOL: Broadcast in pool’s deepest area with filter and pump on, brushing any undissolved product. Apply an [algicide] [algicide] per closing directions after this product. Visit [<i>website</i>] for complete closing instructions.
1 lb per 6,000 GAL	TO CLOSE POOL: Broadcast in pool’s deepest area with filter and pump on, brushing any undissolved product. Apply an [algicide] [algicide] per closing directions after this product. Visit [<i>website</i>] for complete closing instructions.

***TEST CHLORINE LEVEL PRIOR TO RE-ENTRY. RE-ENTRY INTO TREATED SWIMMING POOLS IS PROHIBITED ABOVE LEVELS OF 4 PPM CHLORINE DUE TO RISK OF BODILY INJURY.**

**[such as] [body & suntan oils] [body oils] [&] [suntan oils] [&] [sweat] [perspiration] [&] [lotions] [&] [urine]

[Note: To prevent damage to pool surface, use an appropriate pool brush to disperse any undissolved granules which may have settled to the bottom of the pool.]

DISCHARGE DIRECTIONS FOR [COMMERCIAL] [AND] [RESIDENTIAL] POOL USES - Before draining a treated pool, contact your local sanitary sewer and storm drain authorities and follow their discharge instructions. Do not discharge treated pool water to any location that flows to a gutter, storm drain or natural water body unless discharge is allowed by state and local authorities.



Pictogram A



Pictogram B

{Directions to be used for shock application, Option E- Small Pool Version}

[Swimming Pool [Shock] [Oxidizer]]

DIRECTIONS FOR USE:

It is a violation of Federal Law to use this product in any manner inconsistent with its labeling. Read entire label and use strictly in accordance with precautionary statements and directions.

Test & balance water prior to use. Adjust pH to 7.2-7.6 [and free chlorine to 1 – 4 ppm]. [Check your filter to ensure adequate circulation.] Visit [*website*] for [free water analysis] [&] [personalized product and dosage recommendations].

Use: Restores water freshness and clarity by oxidizing organic contaminants**.

Dosage: 3.5 [tsp] [teaspoons] per 500 gallons.

Directions: Use a designated, clean, dry spoon that is kept out of reach of children. Add directly to water with filter and pump operating continuously for 4-8 [hrs] [hours] after use. To prevent damage to pool surface, use an appropriate pool brush to disperse any undissolved granules which may have settled to the bottom of the pool.

Re-Entry: Wait at least 15 [min] [minutes]. Test chlorine level prior to re-entry. Re-entry into treated swimming pools is prohibited above levels of 4ppm chlorine due to risk of bodily injury.

For Best Results: Use weekly and apply more product after heavy use, high temperatures, or rain.

DO NOT pre-dissolve, apply through skimmer or feeder, or mix with other chemicals (a violent reaction may occur)

[**([such as] [body & suntan oils] [body oils] [&] [suntan oils] [&] [sweat] [perspiration] [&] [lotions] [&] [urine] [pee] [&] [pet dander] [&] [cosmetics] [&] cosmetics) [&] [hairspray])]

DISCHARGE DIRECTIONS FOR [COMMERCIAL] [AND] [RESIDENTIAL] POOL

USES - Before draining a treated pool, contact your local sanitary sewer and storm drain authorities and follow their discharge instructions. Do not discharge treated pool water to any location that flows to a gutter, storm drain or natural water body unless discharge is allowed by state and local authorities.

{Directions to be used for swimming pool winterization, Option A}

{Directions to be used for swimming pool winterization.}

SWIMMING POOL WINTERIZATION

{To maintain brand segmentation, two sets of marketing statements are provided to maintain separate brand identity.}

{One of the following two paragraphs will be used on the label.}

{Option A}

[BioGuard® has a wide variety of products to care for your pool during the off season. These products are designated as “Off Season”.]

[BioLab Granular Trichlor 29] {or} [This product] is a unique multi-action formulation which is the first step in an effective winterization program. This quick dissolving product is ideal for use in pools of any surface type. [[BioLab Granular Trichlor 29] {or} [This product] contains SilkGuard®. SilkGuard protects your pool equipment for longer life. It coats metal surfaces protecting them from corrosion and rust. It prevents scale formation in your pool circulation system and on pool surfaces.]

{or}

{Option B}

[BioGuard® has a wide variety of products to care for your pool during the off season. These products are designated as “Off Season”.]

[This multipurpose formulation kills bacteria and algae, oxidizes, clarifies, and buffers all in one easy to use product, ensuring an easy spring start-up. Quick dissolving, this easy to use product is ideal for all pool surfaces. This unique formulation results in outstanding water clarity during the winter season and into spring start-up.] [[BioLab Granular Trichlor 29] {or} [This product] contains SilkGuard®. SilkGuard protects your pool equipment for longer life. It coats metal surfaces protecting them from corrosion and rust. It prevents scale formation in your pool circulation system and on pool surfaces.]

May be used with chlorinated, brominated, and ozone. DO NOT use in pools sanitized with biguanides.

⚠ DO NOT mix this product directly with any other pool chemicals as violent reactions could occur. This product must be applied from the [bag] [bottle] directly into the pool water. DO NOT pre-dissolve this product.

DIRECTIONS FOR USE:

It is a violation of Federal Law to use this product in any manner inconsistent with its labeling. Read entire label and use strictly in accordance with precautionary statements and directions.

[Backwash filter following manufacturer's directions [to ensure adequate circulation].] Use 1 pound of this product for each 6,000 gallons of pool water. With the circulation system of the pool on, broadcast the entire dosage into the deep end of the pool. Brush any undissolved product off the surface of the pool with a surface compatible brush.

Continue to circulate the pool for **at least** 30 minutes before proceeding to the next step in the winterization process.

It is recommended that as part of the closing procedures, a quality winterizing algicide be applied following the application of this product. After application of the algicide, continue with the closing of the pool as directed by pool manufacturer or your dealer.

For mesh covered or non-covered pools, a mid-winter treatment may be required using an appropriate EPA registered sanitizer.

DISCHARGE DIRECTIONS FOR [COMMERCIAL] [AND] [RESIDENTIAL] POOL USES - Before draining a treated pool, contact your local sanitary sewer and storm drain authorities and follow their discharge instructions. Do not discharge treated pool water to any location that flows to a gutter, storm drain or natural water body unless discharge is allowed by state and local authorities.

{Directions to be used for swimming pool winterization, Option B}

SWIMMING POOL WINTERIZATION

This product is a unique dual action formulation which is the first step in an effective winterization program. This product both oxidizes and clarifies pool water. This quick dissolving product is suitable for use in pools of any surface type.

⚠ DO NOT mix this product directly with any other pool chemicals as violent reactions could occur. This product must be applied from the [bag] [bottle] directly into the pool water. DO NOT pre-dissolve this product.

DIRECTIONS FOR USE:

It is a violation of Federal Law to use this product in any manner inconsistent with its labeling. Read entire label and use strictly in accordance with precautionary statements and directions.

Use 1 pound of this product for each 6,000 gallons of pool water. With the circulation system of the pool on, broadcast the entire dosage into the deep end of the pool. Brush any undissolved product off the surface of the pool with a surface compatible brush.

Continue to circulate the pool for **at least** 30 minutes before proceeding to the next step in the winterization process.

It is recommended that as part of the closing procedures, a quality winterizing [algaecide] [algicide] be applied following the application of this product. After application of the [algaecide] [algicide], continue with the closing of the pool as directed by pool manufacturer.

For mesh covered or non-covered pools, a mid-winter treatment may be required using an appropriate EPA registered sanitizer.

DISCHARGE DIRECTIONS FOR [COMMERCIAL] [AND] [RESIDENTIAL] POOL USES - Before draining a treated pool, contact your local sanitary sewer and storm drain authorities and follow their discharge instructions. Do not discharge treated pool water to any location that flows to a gutter, storm drain or natural water body unless discharge is allowed by state and local authorities.

{Directions to be used for spa and hot tub oxidizing, Option A}

SPA AND HOT TUB OXIDIZER

This product is specially formulated to destroy unpleasant odors and corrects most cloudy conditions to restore spa water sparkle. It combines a blend of water clarifiers and water enhancing buffers. Special ingredients aid the filter in removing small suspended particles to further enhance water clarity. This product provides enhanced water clarity, improved bather comfort, and is convenient to use. It is designed to be used with all types of spa surfaces.

This product is convenient to use and dissolves quickly and completely. There is no pre-mixing required and no undissolved solids remain. (In water temperatures less than 70⁰ F, brush after applications to speed dissolving. Do not allow undissolved material to lie in contact with bleachable surfaces.) This product works with all surface types and may be used with chlorinating products, brominating products, and ozone.

⚠ DO NOT mix this product directly with any other shock products or spa chemicals, as violent reactions could occur. This product must be applied from the [bag] [bottle] directly into the spa water. DO NOT pre-dissolve this product.

DIRECTIONS FOR USE:

It is a violation of Federal Law to use this product in any manner inconsistent with its labeling. Read entire label and use strictly in accordance with precautionary statements and directions.

1. Test and adjust spa water pH to 7.2 – 7.6 prior to application of this product.
2. Apply product when spa is not in use.
3. [Apply product at a rate of 3 tablespoons per 500 gallons.] [Apply entire 1.5 ounce packet per 500 gallons.]
4. With pump in operation, apply the entire treatment dosage at one time. Broadcast across water's surface. [To prevent damage to spa surface, use an appropriate brush to disperse any undissolved granules which may have settled to the bottom of the spa.]
5. Apply directly to spa water only. Do not add through a skimmer or any automatic dispensing device.
6. Add this product at least once a week. Additional applications are recommended after periods of heavy spa usage, significant rainfall or the appearance of cloudy water.

TEST CHLORINE OR BROMINE LEVEL PRIOR TO RE-ENTRY. DO NOT RE-ENTER SPA UNTIL YOUR TEST KIT READING INDICATES A CHLORINE LEVEL OF 5 PPM OR LESS OR BROMINE LEVEL OF 8 PPM OR LESS.

{Reader Notes: 8 ppm bromine is re-entry level used for BCDMH (bromine treated) spas in EPA Registration # 5185-420.}

DISCHARGE DIRECTIONS FOR [COMMERCIAL] [AND] [RESIDENTIAL] SPA AND HOT TUB USES - Before draining a treated spa or hot tub, contact your local sanitary sewer and storm drain authorities and follow their discharge instructions. Do not discharge treated spa water to any location that flows to a gutter, storm drain or natural water body unless discharge is allowed by state and local authorities.

{Directions to be used for spa and hot tub oxidizing, Option B}

SPA AND HOT TUB OXIDIZER

{To maintain brand segmentation, two sets of marketing statements are provided to maintain separate brand identity.}

{One of the following two paragraphs will be used on the label.}

[This easy to use multi-purpose shock is specially formulated to kill bacteria and reduce unpleasant odors. [It is designed to correct most cloudy conditions and restore spa water sparkle.] It is compatible with ozone systems. [Special] [Unique] [It includes] ingredients [such as water clarifiers and flocculants] [that] aid the filter in removing small suspended particles to further enhance water clarity.] [[BioLab Granular Trichlor 29] {or} [This product] contains SilkGuard®. SilkGuard protects your spa equipment for longer life. It coats metal surfaces [, such as heat exchangers,] protecting them from corrosion. It prevents scale formation in your spa circulation system and on spa surfaces. SilkGuard makes the water soft and smooth.]

{or}

[This product is specially formulated to kill bacteria, destroy unpleasant odors, and corrects most cloudy conditions to restore spa water sparkle. It combines a blend of an oxidizer, water clarifiers and water enhancing buffers. Special ingredients aid the filter in removing small suspended particles to further enhance water clarity. This product provides enhanced water clarity, improved bather comfort, and is convenient to use. It is designed to be used with all types of spa surfaces.] [[BioLab Granular Trichlor 29] {or} [This product] contains SilkGuard®. SilkGuard protects your spa equipment for longer life. It coats metal surfaces [, such as heat exchangers,] protecting them from corrosion. It prevents scale formation in your spa circulation system and on spa surfaces. SilkGuard makes the water soft and smooth.]

{One of the following two paragraphs will be used on the label.}

[[BioLab Granular Trichlor 29] {or} [This product] is convenient to use and dissolves quickly and completely. [There is no pre-mixing required and no undissolved solids remain.] [Do not allow undissolved material to lie in contact with bleachable surfaces.] This product works with all surface types and may be used with chlorinating products, brominating products, ozone, as well as ionizers.]

{or}

[[BioLab Granular Trichlor 29] {or} [This product] dissolves quickly and completely. [No premixing is required.] [Do not allow undissolved material to lie in contact with bleachable surfaces.] This product is pH balanced and usage will not upset spa water balance. May be used with chlorine, bromine, and ozone. It is formulated for use with all types of spa surfaces. DO NOT use in spas sanitized with biguanides.]

⚠ DO NOT mix this product directly with any other shock products or spa chemicals, as violent reactions could occur. This product must be applied from the [bag] [bottle] directly into the spa water. DO NOT pre-dissolve this product.

DIRECTIONS FOR USE:

It is a violation of Federal Law to use this product in any manner inconsistent with its labeling. Read entire label and use strictly in accordance with precautionary statements and directions.

1. Test and adjust spa water pH to 7.2 – 7.6 prior to application of this product.
2. Apply product when spa is not in use.
3. [Apply product at a rate of 3 tablespoons per 500 gallons.] [Apply entire 1.5 ounce packet per 500 gallons.]
4. With pump in operation, apply the entire treatment dosage at one time. Broadcast across water's surface.
5. Apply directly to spa water only. Do not add through a skimmer or any automatic dispensing device.
6. Add this product at least once a week. Additional applications are recommended after periods of heavy spa usage, significant rainfall or the appearance of cloudy water.

TEST CHLORINE OR BROMINE LEVEL PRIOR TO RE-ENTRY. DO NOT RE-ENTER SPA UNTIL YOUR TEST KIT READING INDICATES A CHLORINE LEVEL OF 5 PPM OR LESS OR BROMINE LEVEL OF 8 PPM OR LESS.

{Reader Notes: 8 ppm bromine is re-entry level used for BCDMH (bromine treated) spas in EPA Registration # 5185-420.}

DISCHARGE DIRECTIONS FOR [COMMERCIAL] [AND] [RESIDENTIAL] SPA AND HOT TUB USES - Before draining a treated spa or hot tub, contact your local sanitary sewer and storm drain authorities and follow their discharge instructions. Do not discharge treated spa water to any location that flows to a gutter, storm drain or natural water body unless discharge is allowed by state and local authorities.

STORAGE AND DISPOSAL: Keep this product dry in original tightly closed container when not in use. Store in a cool, dry, well ventilated area away from heat or open flame. If product becomes damp, discard, following instructions for contamination under Physical or Chemical Hazards. **CONTAINER DISPOSAL:** Non-refillable container. Do not reuse or refill this container. Offer for recycling, if available. Triple rinse container (or equivalent) promptly after emptying.

PRECAUTIONARY STATEMENTS:

HAZARDS TO HUMANS AND DOMESTIC ANIMALS: DANGER: Corrosive. Causes irreversible eye damage and skin burns. Harmful if swallowed or absorbed through the skin. Do not get in eyes, on skin, or on clothing. Prolonged and frequently repeated skin contact may cause allergic reactions in some individuals. Wear safety glasses or goggles and rubber gloves when handling this product. Wash thoroughly with soap and water after handling and before eating, drinking, chewing gum, using tobacco or using the toilet. Remove and wash contaminated clothing before reuse.

{When First Aid is not located on front panel of label, it will be separated by line rules from adjacent text and be in a different color.}

FIRST AID: IF IN EYES: Hold eye open and rinse slowly and gently with water for 15-20 minutes. Remove contact lenses, if present, after the first 5 minutes, then continue rinsing eye. Call a poison control center or doctor for treatment advice. **IF ON SKIN OR CLOTHING:** Take off contaminated clothing. Rinse skin immediately with plenty of water for 15-20 minutes. Call a poison control center or doctor for treatment advice. **IF SWALLOWED:** Call poison control center or doctor immediately for treatment advice. Have person sip a glass of water if able to swallow. Do not induce vomiting unless told to do so by the poison control center or doctor. Do not give anything by mouth to an unconscious person. **IF INHALED:** Move person to fresh air. If person is not breathing, call 911 or an ambulance, then give artificial respiration, preferably mouth-to-mouth, if possible. Call poison control center or doctor for treatment advice.

Have the product container or label with you when calling a poison control center or doctor, or going for treatment. [IN CASE OF MEDICAL EMERGENCY, CALL [1-877-800-5553] [or other phone number]

Note to Physician: Probable mucosal damage may contraindicate the use of gastric lavage.

PHYSICAL OR CHEMICAL HAZARDS: CONTAINS OXIDIZING AGENTS. Do not mix with other chemicals or any other substance. DO NOT pre-dissolve or add water to this product. Always apply directly into the pool. Contamination of this product with small amounts of water or other substances may start a chemical reaction and generate heat, hazardous gas, possible fire and explosion. In case of contamination or decomposition, do not reseal [bag] [container]. Isolate [bag] [container] in open air or well-ventilated area. Flood [bag] [container] and area with large volumes of water. In case of spills, scoop up and place product in pool water, then flood spilled area with large volumes of water.

ENVIRONMENTAL HAZARDS: This pesticide is toxic to fish and aquatic invertebrates and may contaminate water through runoff. Other than uses permitted by this label, do not apply directly to water. Do not contaminate water when disposing of equipment washwaters or rinsate.

[NOTE: Buyer assumes all responsibility for safety and use not in accordance with directions.]

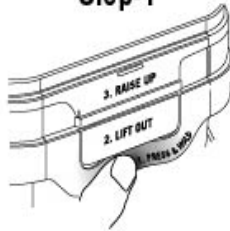
[NOTE: User assumes all responsibility for use not in accordance with directions.]

Tamper Evident Tear Strip
Tear away by using "ring pull" on
either side of lid



**To open the lid (after the
tear strip is removed)**

Step-1



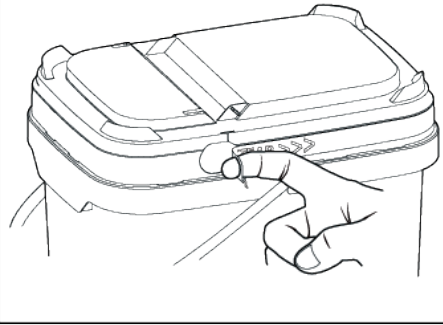
Step-2



Step-3

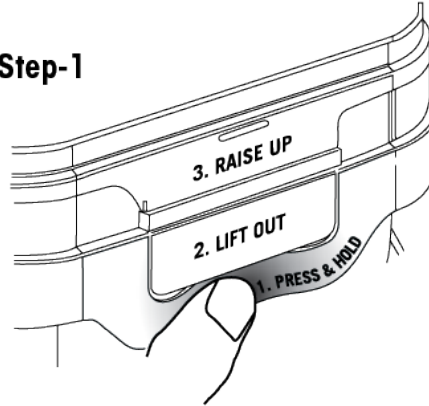


Tamper Evident Tear Strip
Tear away by using "ring pull" on either side of lid

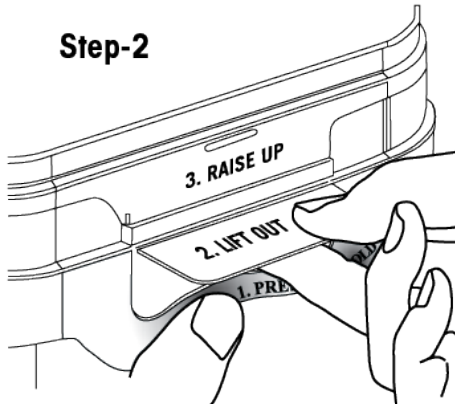


**To open the lid
(after the tear strip is removed)**

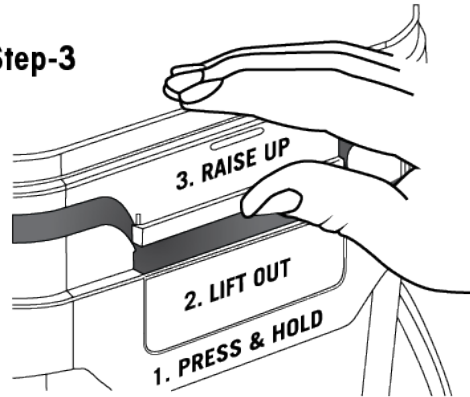
Step-1



Step-2



Step-3



Do not store in direct sunlight