



OFFICE OF CHEMICAL SAFETY AND POLLUTION PREVENTION

WASHINGTON, D.C. 20460

July 02, 2024

SENT BY EMAIL

Ashley Ashe
Ashley.Ashe@KIKCorp.com
BIO-LAB, INC.

Subject: Labeling Notification per Pesticide Registration Notice (PRN) 98-10 - Adding Marketing Claims
Product Name: BIOGUARD SILK
Admin Number: 5185-501
EPA Receipt Date: 03/28/2024
Action Case Number: 00561294

Dear Ashley Ashe:

The U.S. Environmental Protection Agency is in receipt of your application for notification under Pesticide Registration Notice 98-10 for the above referenced product. The EPA has conducted a review of this request for its applicability under PRN 98-10 and finds that the action requested falls within the scope of PRN 98-10.

The labeling submitted with this application has been stamped "Notification" and will be placed in our records.

Should you wish to add/retain a reference to your company's website on your label, then please be aware that the website becomes labeling under the Federal Insecticide, Fungicide, and Rodenticide Act and is subject to review by the EPA. If the website is false or misleading, the product will be considered to be misbranded and sale or distribution of the product is unlawful under FIFRA section 12(a)(1)(E). 40 CFR § 156.10(a)(5) lists examples of statements the EPA may consider false or misleading. In addition, regardless of whether a website is referenced on your product's label, claims made on the website may not substantially differ from those claims approved through the registration process. Therefore, should the EPA find or if it is brought to our attention that a website contains statements or claims substantially differing from statements or claims made in connection with obtaining a FIFRA section 3 registration, the website will be referred to the EPA's Office of Enforcement and Compliance Assurance.

If you have questions, please contact Aline Heffernan via email at heffernan.aline@epa.gov.

Sincerely,

Aline Heffernan, Senior Regulatory Advisor
RMB1, AD
Office of Pesticide Programs

{All text in brackets [xxx] is optional and may or may not be included on a final label.}
{All text in braces {xxx} is administrative and will not appear on a final label.}

BioGuard Silk

ACTIVE INGREDIENT: Trichloro-s-triazinetriene.....94.05%

OTHER INGREDIENTS:.....5.95%

TOTAL INGREDIENTS:.....100.00%

(Available Chlorine 84.65%)

NOTIFICATION

5185-501

The applicant has certified that no changes, other than those reported to the Agency have been made to the labeling. The Agency acknowledges this notification by letter dated:

07/02/2024

**KEEP OUT OF REACH OF CHILDREN
DANGER**

See [back] [side] panel for First Aid and additional precautionary statements.

BIOLAB, INC.
PO BOX 300002
Lawrenceville, Georgia 30049

NET WEIGHT: *{as indicated on container}*

EPA REG. NO. 5185-501

EPA EST. NO. 5185-GA-1 [(BL)] {or} [(Z)]
7616-CA-1 [(C)]

{If multiple EPA Establishment Numbers appear on the label.}

[Actual establishment shown in code above or below label printed on [bottle] [container]]

[Letter designation in lot code printed above or below on [bottle] [container] identifies actual establishment.]

{Optional marketing statements that may be used with pool sanitization with any of the product forms on this label including: 1 inch tablets, 3 inch tablets, sticks, floater, winter floater, and E-Z Clor Feeder Canister / Type E Canister.}

[Made in USA]

[Slow-Dissolving Sanitizer]

[Kills Bacteria]

[Controls Bacteria and Algae]

[Controls Algae]

[Kills Bacteria and Controls Algae]

[With built in scale preventative and sunlight protector]

[With built in corrosion preventative and sunlight protector]

[With built-in metal stain inhibitor, scale preventative, water softener and sunlight protector]

[With built-in Sunlight Protector]

[with SUNSHIELD® Protects chlorine from sunlight, so you use less]

[With built-in metal stain inhibitor, scale preventative, water softener]

[Helps prevent corrosion & metal staining]

[Reduces Scale Formation]

[Makes water silky smooth]

[Makes water soft and smooth]

[Softens Water]

[Protects pool equipment for longer life]

[Step 1] *{Sanitizers are marketed as step one of a three step program to treat swimming pool water.}*

[SilkGuard®]

[With SilkGuard®]

[With SilkGuard® Technology]

[Featuring SilkGuard® Technology]

[Prevents scaling, protects against corrosion and metal staining]

[Silk[Tab®][Stick®] color may fade once in contact with water. [This is normal as it is a sign that it is working]]

[Kills bacteria and controls algae]

[Gentle on equipment – prevents corrosion/metal staining]

[With Sunlight protector]

[Protects equipment]

[Sanitizer]

[For all pool types]

[For all pool surfaces]

[Sanitizer of choice for BioLab UV system]

[Ideal for use with BioLab UV system]

[Suitable for use with BioLab UV system]

[Compatible with BioLab UV system]

[BioLab UV system approved.]

[Use BioGuard Silk with BioLab UV system]

[Maintain] *{Designates that this product is part of maintenance line of products}*

[With clarifying technology]

[Clarifying] technology [improves filtration][creates crystal clear water][creates sparkling pool water]

[with Water Clarifier technology [to] [improve filtration][create crystal clear water][create sparkling pool water]]

[Built in [Water] Clarifier [improves filtration][creates crystal clear water][creates sparkling pool water]]

[Improves Filtration**]

[Clears Cloudy Water]

[[For] Crystal Clear [Pool] Water]

[Maintains Crystal Clear Pool Water]

[Formulated with more Clarifier**]

****when compared to a tablet that only contains Trichloro-s-triazinetriene**

[Test and Add*] *{Application frequency per routine maintenance directions.}*

[*Please refer to directions for use]

[BioGuard Care System]

{The “BioGuard Care System” below may be placed on the label to allow easy product identification by consumers.}

[BioGuard Care System (X) Sanitizer () Shock () [Algicide][Algaecide]]

{Optional marketing statements that may be used with pool sanitization with 1 inch tablets.}

[Slow-Dissolving Sanitizer for Routine Use in Automatic Feeders or Floaters]

[For use in Automatic Feeders or Floaters]

[Multifunctional 1” Chlorinating Tablets]

[Multifunctional 1” Chlorinating Tabs]

[Compound Action 1” Chlorinating Tablets]

[[[1”] Chlorinating Tablets][with SilkGuard®]]

[1” Sanitizer Tablets]

{Optional marketing statements that may be used with pool sanitization with 3 inch tablets.}

[Slow-Dissolving Sanitizer for Routine Use in Automatic Feeders, Floaters, or Plastic Skimmers]

[For use in Automatic Feeders, Floaters or Plastic Skimmers]

[Multifunctional 3” Chlorinating Tablets]

[Multifunctional 3” Chlorinating Tabs]

[Compound Action 3” Chlorinating Tablets]

[[[3”] Chlorinating Tablets][with SilkGuard®]]

[3” Sanitizer Tablets]

{Optional marketing statements that may be used with pool sanitization with sticks.}

[Slow-Dissolving Sanitizer for Routine Use in Automatic Feeders, Floaters, or Plastic Skimmers]

[For use in Automatic Feeders, Floaters or Plastic Skimmers]

[Multifunctional Chlorinating Sticks]

[Compound Action Chlorinating Sticks]

[[Chlorinating Sticks][with SilkGuard®]]

[Sanitizer Sticks]

{Optional marketing statements that may be used with pool sanitization with pool floater sanitization.}

[Concentrated, Stabilized, Slow-Dissolving Sanitizer for convenient use in above ground and in-ground pools]

[Self contained floater dispenses product, and tips on its side when empty]

[Compound Action Chlorinating Floater]

[[Chlorinating Floater][with SilkGuard®]]

[Multifunctional Chlorinating Floater]

{Optional marketing statements that may be used with E-Z Chlor Feeder Canister and Type E Canister.}

[Concentrated]

[Stabilized]

[Chlorinating Tablets]

[Contains stabilized chlorinating tablets.]

[For E-Z Chlor® Chlorinators.]

[For use in erosion feeders]

[Compound Action Chlorinating Canister]

[[Chlorinating Canister][with SilkGuard®]]

[Multifunctional Chlorinating Canister]

{Optional marketing statements that may be used with winter floater}

[For continuous winter chlorination.]

[FOR WHITE PLASTER POOLS ONLY.]

[Winter Floater]

[Off season]

[Compound Action Chlorinating Floater]

[[Chlorinating Floater][with SilkGuard®]]

[Multifunctional Chlorinating Floater]

[[At] pool closing]

{Directions to be used for pool sanitization with 1 inch tablets}

POOL SANITIZATION WITH 1 INCH TABLETS

{To maintain brand segmentation, two sets of marketing statements are provided to maintain separate brand identity. One of the following Options will be used on the label.}

{Option A}

[BioGuard Silk] *{or}* [This product] with SilkGuard[®], the compound action [blue] tablet that does more:

- Kills bacteria [and controls algae]
- Prevents metal staining and corrosion
- Reduces scale formation
- Makes water [silky] *{or}* [soft and] smooth
- Softens water

SilkGuard[®] protects your pool equipment for longer life. It coats metal surfaces protecting them from corrosion and rust. It prevents scale formation in your pool circulation system and pool surfaces. SilkGuard[®] makes the water soft and [silky] smooth.

[BioGuard Silk] *{or}* [This product] also contains [SUNSHIELD[®], which protects chlorine from sunlight, so you use less.] *{or}* [sunlight protected chlorine.]

The [blue] Silk Tab[®] gives you crystal blue soft sparkling water and protects your investment.

{Option B}

[BioGuard[®] has a wide variety of products that are required to maintain a high quality swimming environment. These products are designated as “Maintain”.]

[The BioGuard[®] Care System has three important parts that help you maintain crystal blue sparkling water.

- ☐ A Sanitizer to control bacteria
- ☐ A Shock to destroy organic contaminants[*]
- ☐ A Preventative [algicide][algaecide] to stop algae before it starts

All parts of the BioGuard Care System are vital to achieve beautiful water.]

[BioGuard Silk] *{or}* [This product] is one of the chlorinating sanitizer products for the BioGuard Care System. [BioGuard Silk] *{or}* [This product] with SilkGuard[®], the compound action [blue] tablet that does more:

- Kills bacteria [and controls algae]
- Prevents metal staining and corrosion
- Reduces scale formation
- Makes water [silky] *{or}* [soft and] smooth
- Softens water

SilkGuard® protects your pool equipment for longer life. It coats metal surfaces protecting them from corrosion and rust. It prevents scale formation in your pool circulation system and on pool surfaces. SilkGuard® makes the water soft and [silky] smooth.

[BioGuard Silk] {or} [This product] also contains [SUNSHIELD®, which protects chlorine from sunlight, so you use less.] {or} [sunlight protected chlorine.]

[*(such as [perspiration,] [sweat,] [suntan lotions,] [lotions,] [hair sprays,] [body oils,] [pee,] [urine,] [pet dander,] and [cosmetics]])]

[[BioGuard Silk] {or} [This product] should be used as a maintenance sanitizer when using the BioLab UV system].

DIRECTIONS FOR USE: It is a violation of Federal Law to use this product in any manner inconsistent with its labeling. Read entire label and use strictly in accordance with precautionary statements and directions.

Ensure all pool equipment is working properly. Clean or backwash filter following manufacturer's directions. Adjust pH to between 7.2-7.6. In chlorinated pools, add stabilizer to establish a minimum stabilizer level of 30-40 ppm to reduce the degradative effects of sunlight upon the chlorine residual. When using other products as outlined in the directions for this product, always follow directions on those products.

Do not add other chemicals into the feeder or floater where this product is in use as a fire or explosion may occur. To avoid damage to pool surface or materials do not allow product to come in direct contact with these materials. Do not throw tablets directly into pool.

INITIAL TREATMENT:

If water is cloudy or green, superchlorinate pool with appropriate shock product until pool is clear. Add 16 ounces of this product (approximately 23 tablets) per 10,000 gallons of pool water to feeder or floater. Adjust the feeder or floater following manufacturer's instructions to establish a free available chlorine level between 1-4 ppm. Allow water to circulate at least 4 hours and then test for the free available chlorine level. When free available chlorine level is adjusted to 1-4 ppm, add the preventative [algicide] {or} [algaecide] appropriate to your needs.

ROUTINE MAINTENANCE:

Add 16 ounces of this product (approximately 23 tablets) per 10,000 gallons of pool water per week, or as often as needed, to the floater or feeder to maintain a constant free available chlorine level of 1-4 ppm. Sunlight, rainfall, temperature, number of swimmers, and frequency of pool use affect the rate of chlorine residual loss so check the floater or feeder often and refill as needed.

Reentry into treated swimming pools is prohibited when free available chlorine levels are above 4 ppm due to risk of body injury.

{Directions to be used for pool sanitization with 3 inch tablet }

POOL SANITIZATION WITH 3 INCH TABLETS

{To maintain brand segmentation, two sets of marketing statements are provided to maintain separate brand identity. One of the following Options will be used on the label.}

{Option A}

[BioGuard Silk] *{or}* [This product] with SilkGuard[®], the compound action [blue] tablet that does more:

- Kills bacteria [and controls algae]
- Prevents metal staining and corrosion
- Reduces scale formation
- Makes water [silky] *{or}* [soft and] smooth
- Softens water

SilkGuard[®] protects your pool equipment for longer life. It coats metal surfaces protecting them from corrosion and rust. It prevents scale formation in your pool circulation system and pool surfaces. SilkGuard[®] makes the water soft and [silky] smooth.

[BioGuard Silk] *{or}* [This product] also contains [SUNSHIELD[®], which protects chlorine from sunlight, so you use less.] *{or}* [sunlight protected chlorine.]

The [blue] Silk Tab[®] gives you crystal blue soft sparkling water and protects your investment.

{Option B}

[BioGuard[®] has a wide variety of products that are required to maintain a high quality swimming environment. These products are designated as “Maintain”.]

[The BioGuard[®] Care System has three important parts that help you maintain crystal blue sparkling water.

- ☐ A Sanitizer to control bacteria
- ☐ A Shock to destroy organic contaminants[*]
- ☐ A Preventative algicide to stop algae before it starts

All parts of the BioGuard Care System are vital to achieve beautiful water.]

[BioGuard Silk] *{or}* [This product] is one of the chlorinating sanitizer products for the BioGuard Care System. [BioGuard Silk] *{or}* [This product] with SilkGuard[®], the compound action [blue] tablet that does more:

- Kills bacteria [and controls algae]
- Prevents metal staining and corrosion
- Reduces scale formation
- Makes water [silky] *{or}* [soft and] smooth
- Softens water

SilkGuard® protects your pool equipment for longer life. It coats metal surfaces protecting them from corrosion and rust. It prevents scale formation in your pool circulation system and on pool surfaces. SilkGuard® makes the water soft and [silky] smooth.

[BioGuard Silk] {or} [This product] also contains [SUNSHIELD®, which protects chlorine from sunlight, so you use less.] {or} [sunlight protected chlorine.]

[*(such as [perspiration,] [sweat,] [suntan lotions,] [lotions,] [hair sprays,] [body oils,] [pee,] [urine,] [pet dander,] and [cosmetics])]

[[BioGuard Silk] {or} [This product] should be used as a maintenance sanitizer when using the BioLab UV system].

DIRECTIONS FOR USE: It is a violation of Federal Law to use this product in any manner inconsistent with its labeling. Read entire label and use strictly in accordance with precautionary statements and directions.

Ensure all pool equipment is working properly. Clean or backwash filter following manufacturer's directions. Adjust pH to between 7.2-7.6. In chlorinated pools, add stabilizer to establish a minimum stabilizer level of 30-40 ppm to reduce the degradative effects of sunlight upon the chlorine residual. When using other products as outlined in the directions for this product, always follow directions on those products.

Do not add other chemicals into the skimmer, feeder or floater where this product is in use as a fire or explosion may occur. To avoid damage to pool surface or materials do not allow product to come in direct contact with these materials. Do not throw tablets directly into pool.

INITIAL TREATMENT:

If water is cloudy or green, superchlorinate pool with appropriate shock product until pool is clear. **If using a feeder or floater**, add 16 ounces of this product (two tablets) per 10,000 gallons of pool water to feeder or floater. Adjust the feeder or floater following manufacturer's instructions to establish a free available chlorine level between 1-4 ppm. Allow water to circulate at least 4 hours and then test for the free available chlorine level. When free available chlorine level is adjusted to 1-4 ppm, add the preventative [algicide] {or} [algaecide] appropriate to your needs.

If using a plastic skimmer, add 16 ounces of this product (two tablets) per 10,000 gallons of pool water. Place tablets in skimmer basket. Allow water to circulate at least 4 hours before testing. Test for the free available chlorine level adding more tablets as necessary to establish a free available chlorine level of 1-4 ppm. When free available chlorine level is adjusted to 1-4 ppm, add the preventative [algicide] {or} [algaecide] appropriate to your needs.

ROUTINE MAINTENANCE:

Add 16 ounces of this product (two tablets) per 10,000 gallons of pool water per week, or as often as needed, to the floater, feeder or skimmer to maintain a constant free available chlorine level of 1-4 ppm. Sunlight, rainfall, temperature, number of swimmers, and frequency of pool use affect the rate of chlorine residual loss so check the floater, feeder or skimmer often and refill as needed.

Reentry into treated swimming pools is prohibited when free available chlorine levels are above 4 ppm due to risk of body injury.

{Directions to be used for pool sanitization with sticks}

POOL SANITIZATION WITH STICKS

{To maintain brand segmentation, two sets of marketing statements are provided to maintain separate brand identity. One of the following Options will be used on the label.}

{Option A}

[These Sticks] *{or}* [BioGuard Silk] *{or}* [This product] with SilkGuard[®], the compound action [blue] stick that does more:

- Kills bacteria [and controls algae]
- Prevents metal staining and corrosion
- Reduces scale formation
- Makes water [silky] *{or}* [soft and] smooth
- Softens water

SilkGuard[®] protects your pool equipment for longer life. It coats metal surfaces protecting them from corrosion and rust. It prevents scale formation in your pool circulation system and pool surfaces. SilkGuard[®] makes the water soft and [silky] smooth.

[These Sticks] *{or}* [BioGuard Silk] *{or}* [This product] also contains [SUNSHIELD[®], which protects chlorine from sunlight, so you use less.] *{or}* [sunlight protected chlorine.]

The [blue] Silk Stick[®] gives you crystal blue soft sparkling water and protects your investment.

{Option B}

[BioGuard[®] has a wide variety of products that are required to maintain a high quality swimming environment. These products are designated as “Maintain”.]

[The BioGuard[®] Care System has three important parts that help you maintain crystal blue sparkling water.

- ☐ A Sanitizer to control bacteria
- ☐ A Shock to destroy organic contaminants[*]
- ☐ A Preventative [algicide][algaecide] to stop algae before it starts

All parts of the BioGuard Care System are vital to achieve beautiful water.]

[BioGuard Silk] *{or}* [This product] is one of the chlorinating sanitizer products for the BioGuard Care System. [These Sticks] *{or}* [BioGuard Silk] *{or}* [This product] with SilkGuard[®], the compound action [blue] stick that does more:

- Kills bacteria [and controls algae]
- Prevents metal staining and corrosion
- Reduces scale formation
- Makes water [silky] *{or}* [soft and] smooth
- Softens water

SilkGuard® protects your pool equipment for longer life. It coats metal surfaces protecting them from corrosion and rust. It prevents scale formation in your pool circulation system and on pool surfaces. SilkGuard® makes the water soft and [silky] smooth.

[These Sticks] {or} [BioGuard Silk] {or} [This product] also contains [SUNSHIELD®, which protects chlorine from sunlight, so you use less.] {or} [sunlight protected chlorine.]

[*(such as [perspiration,] [sweat,] [suntan lotions,] [lotions,] [hair sprays,] [body oils,] [pee,] [urine,] [pet dander,] and [cosmetics])]

[[These Sticks] {or} [BioGuard Silk] {or} [This product] should be used as a maintenance sanitizer when using the BioLab UV system].

DIRECTIONS FOR USE: It is a violation of Federal Law to use this product in any manner inconsistent with its labeling. Read entire label and use strictly in accordance with precautionary statements and directions.

Ensure all pool equipment is working properly. Clean or backwash filter following manufacturer's directions. Adjust pH to between 7.2-7.6. In chlorinated pools, add stabilizer to establish a minimum stabilizer level of 30-40 ppm to reduce the degradative effects of sunlight upon the chlorine residual. When using other products as outlined in the directions for this product, always follow directions on those products.

Do not add other chemicals into the skimmer, feeder or floater where this product is in use as a fire or explosion may occur. To avoid damage to pool surface or materials do not allow product to come in direct contact with these materials. Do not throw sticks directly into pool.

INITIAL TREATMENT:

If water is cloudy or green, superchlorinate pool with appropriate shock product until pool is clear. **If using a feeder or floater**, add 16 ounces of this product (two sticks) per 10,000 gallons of pool water to feeder or floater. Adjust the feeder or floater following manufacturer's instructions to establish a free available chlorine level between 1-4 ppm. Allow water to circulate at least 4 hours and then test for the free available chlorine level. When free available chlorine level is adjusted to 1-4 ppm, add the preventative [algicide] {or} [algaecide] appropriate to your needs.

If using a plastic skimmer, add 16 ounces of this product (two sticks) per 10,000 gallons of pool water. Place sticks in skimmer basket. Allow water to circulate at least 4 hours before testing. Test for the free available chlorine level adding more sticks as necessary to establish a free available chlorine level of 1-4 ppm. When free available chlorine level is adjusted to 1-4 ppm, add the preventative [algicide] {or} [algaecide] appropriate to your needs.

ROUTINE MAINTENANCE:

Add 16 ounces of this product (two sticks) per 10,000 gallons of pool water per week, or as often as needed, to the floater, feeder or skimmer to maintain a constant free available chlorine level of 1-4 ppm. Sunlight, rainfall, temperature, number of swimmers, and frequency of pool use affect the rate of chlorine residual loss so check the floater, feeder or skimmer often and refill as needed.

Reentry into treated swimming pools is prohibited when free available chlorine levels are above 4 ppm due to risk of body injury.

{Directions to be used for pool floater sanitization }

POOL FLOATER SANITIZATION

{To maintain brand segmentation, two sets of marketing statements are provided to maintain separate brand identity. One of the following Options will be used on the label.}

{Option A}

This disposable floating dispenser sanitizes the water and then tips on its side when empty. The multifunctional sanitizer kills bacteria and controls algae, prevents metal staining and corrosion, reduces scale formation and softens water. [Its unique additive actually coats metal surfaces, protecting them against rust.] Additionally, [it contains an additive that][this additive] protects pool surfaces from metal stains and acts like a magnet to bind hard water components, making your pool water [silky] *{or}* [soft and] smooth. This sanitizer will last longer compared to chlorine products such as liquid bleach or calcium hypochlorite, as it contains [SUNSHIELD[®], which protects chlorine from sunlight, so you use less.] *{or}* [sunlight protected chlorine.] It's the perfect solution for clear, [silky] *{or}* [soft and] smooth, inviting pool water.

{Option B}

[BioGuard[®] has a wide variety of products that are required to maintain a high quality swimming environment. These products are designated as "Maintain".]

[The BioGuard[®] Care System has three important parts that help you maintain crystal blue sparkling water.

- ☐ A Sanitizer to control bacteria
- ☐ A Shock to destroy organic contaminants[*]
- ☐ A Preventative algicide to stop algae before it starts

All parts of the BioGuard Care System are vital to achieve beautiful water.]

[BioGuard Silk] *{or}* [This product] is one of the chlorinating sanitizer products for the BioGuard Care System. [BioGuard Silk] *{or}* [This product] with SilkGuard[®], the compound action [blue] tablet that does more:

- Kills bacteria [and controls algae]
- Prevents metal staining and corrosion
- Reduces scale formation
- Makes water [silky] *{or}* [soft and] smooth
- Softens water

SilkGuard[®] protects your pool equipment for longer life. It coats metal surfaces protecting them from corrosion and rust. It prevents scale formation in your pool circulation system and on pool surfaces. SilkGuard[®] makes the water soft and [silky] smooth.

[BioGuard Silk] *{or}* [This product] also contains [SUNSHIELD[®], which protects chlorine from sunlight, so you use less.] *{or}* [sunlight protected chlorine.]

[*(such as [perspiration,] [sweat,] [suntan lotions,] [lotions,] [hair sprays,] [body oils,] [pee,] [urine,] [pet dander,] and [cosmetics]))]

[BioGuard Silk] {or} [This product] should be used as a maintenance sanitizer when using the BioLab UV system].

DIRECTIONS FOR USE

It is a violation of Federal Law to use this product in a manner inconsistent with its labeling. Read entire label directions and use strictly in accordance with precautionary statements and directions.

Ensure all pool equipment is working properly. Clean or backwash filter following manufacturer's directions. Adjust pH to between 7.2-7.6. In chlorinated pools, add stabilizer to establish a minimum stabilizer level of 30-40 ppm to reduce the degradative effects of sunlight upon the chlorine residual. When using other products as outlined in the directions for this product, always follow directions on those products.

During shock treatment, remove floater from pool. Place floater in an empty, clean, dry plastic container. Place it back in pool when the process is completed. Do not completely submerge floater or allow holes to become clogged. This could trap excess amount of chlorine gas possibly resulting in a violent explosion. Do not attempt to open or refill this product.

Floater is marked in gallon increments from 5,000 to 40,000 gallons. To use, cut off all feeder nubs on both sides of cartridge up to and including the one corresponding to your pool's size. If pool is between sizes marked, open next higher nubs. Use a sharp knife and cut in direction away from your body and limbs. (Fig.A) Make certain holes are wide open to allow water to flow through freely.

Place floater with open holes in center of the pool. (Fig. B) After 24 hours check residual chlorine level with a test kit. If residual chlorine level is below 1.0 ppm cut-off one additional nub until chlorine stabilizes at 1-4 ppm. If the residual chlorine is too high, seal one set of holes with waterproof plastic tape. When ready for replacement, this product will float on its side. (Fig. C)




FIG. A

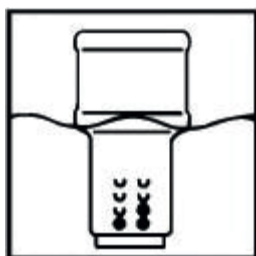


FIG. B




FIG. C

Reentry into treated swimming pools is prohibited when free available chlorine levels are above 4 ppm due to risk of body injury.

{Directions for E-Z Clor Feeder Canister and Type E Canister}

SWIMMING POOL SANITIZER FOR USE IN E-Z CLOR® FEEDER

{To maintain brand segmentation, two sets of marketing statements are provided to maintain separate brand identity. One of the following Options will be used on the label.}

{Option A}

This multifunctional sanitizer with SilkGuard® when used as directed kills bacteria and controls algae, prevents metal staining and corrosion, reduces scale formation and softens water. Its unique additive SilkGuard® actually coats metal surfaces, protecting them against rust. Additionally, this additive protects pool surfaces from metal stains and acts like a magnet to bind hard water components, making your pool water [silky] *{or}* [soft and] smooth. This sanitizer will last longer compared to chlorine products such as liquid bleach or calcium hypochlorite, as it contains [SUNSHIELD®, which protects chlorine from sunlight, so you use less.] *{or}* [sunlight protected chlorine.] This product is not a floating device and is only to be used with automatic chlorinating systems such as a refill for automatic chlorinating systems using the Type "E" refill cartridge.

{Option B}

[BioGuard® has a wide variety of products that are required to maintain a high quality swimming environment. These products are designated as "Maintain".]

[The BioGuard® Care System has three important parts that help you maintain crystal blue sparkling water.

- ☐ A Sanitizer to control bacteria
- ☐ A Shock to destroy organic contaminants[*]
- ☐ A Preventative [algicide][algaeicide] to stop algae before it starts

All parts of the BioGuard Care System are vital to achieve beautiful water.]

[BioGuard Silk] *{or}* [This product] is one of the chlorinating sanitizer products for the BioGuard Care System. [BioGuard Silk] *{or}* [This product] with SilkGuard®, the compound action [blue] tablet that does more:

- Kills bacteria [and controls algae]
- Prevents metal staining and corrosion
- Reduces scale formation
- Makes water [silky] *{or}* [soft and] smooth
- Softens water

SilkGuard® protects your pool equipment for longer life. It coats metal surfaces protecting them from corrosion and rust. It prevents scale formation in your pool circulation system and on pool surfaces. SilkGuard® makes the water soft and [silky] smooth.

[BioGuard Silk] *{or}* [This product] also contains [SUNSHIELD®, which protects chlorine from sunlight, so you use less.] *{or}* [sunlight protected chlorine.]

[** (such as [perspiration,] [sweat,] [suntan lotions,] [lotions,] [hair sprays,] [body oils,] [pee,] [urine,] [pet dander,] and [cosmetics])]

[[BioGuard Silk] {or} [This product] should be used as a maintenance sanitizer when using the BioLab UV system].

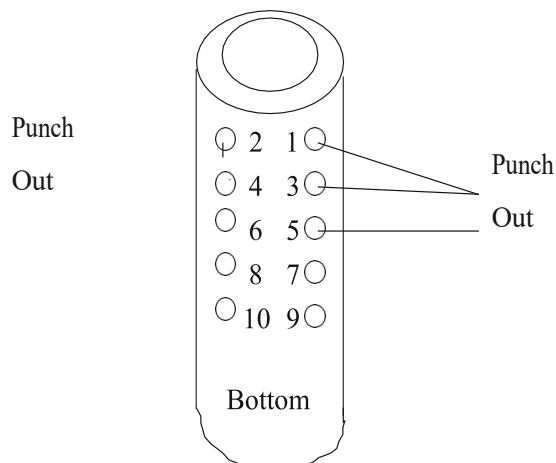
DIRECTIONS FOR USE: It is a violation of federal law to use this product in any manner inconsistent with its labeling. Read entire label and use strictly in accordance with precautionary statements and directions.

Ensure all pool equipment is working properly. Backwash the filter system following manufacturer's directions. Adjust pH to between 7.2-7.6. Add stabilizer to establish a minimum stabilizer level of 40-50 ppm to reduce the degradative effects of sunlight upon the chlorine residual. Superchlorinate the pool so that a chlorine residual of between 1-4 ppm is obtained. When using other products as outlined in directions for this product, always follow directions on those products. Do not attempt to open or refill this cartridge.

1. Select a large nail, sharp knife or similar tool to punch out dimples per step #2. Place cartridge on a solid surface and work carefully to avoid injury.
2. Punch out appropriate dimples on both of the upper sides of cartridge according to the chart below based on the size of your pool:

Gallons of pool water:	Dimples to punch:
5,000	1
10,000	1, 2, & 3
15,000	1, 2, 3, 4, & 5
20,000	1, 2, 3, 4, 5, 6, & 7
30,000	1, 2, 3, 4, 5, 6, 7, 8, & 9

Example: 15,000 gallon pool. Punch out dimples numbered 1, 2, 3, 4 and 5. See diagram:



3. Punch out all eight (8) clear dots on top of cap.
4. Turn cartridge upside down and place into chlorinator. Follow equipment manufacturer's directions for installation of the Type "E" cartridge.
5. After the cartridge has been in use for 24 hours, check the chlorine level of the water with a test kit or test strips. The correct chlorine level range is 1-4 ppm. If level is below 1 ppm, punch out next higher number. If level is above 4 ppm, cover highest hole with water proof tape. Make additional adjustments as required to maintain a 1-4 ppm chlorine residual.

Reentry into treated swimming pools is prohibited above levels of 4 ppm chlorine due to risk of body injury.

{Directions to be used for winter floater}

WINTER SWIMMING POOL TREATMENT

[BioGuard® has a wide variety of products to care for your pool during the off season. These products are designated as “Off Season”.]

[BioGuard Silk] *{or}* [This product], containing SilkGuard®, provides a source of effective sanitizing agent for winterized pools. Contains Silk Technology. **Do not** allow swimming in pool while this product is in use.

DIRECTIONS FOR USE

It is a violation of federal law to use this product in any manner inconsistent with its labeling. Read entire label and use strictly in accordance with precautionary statements and directions.

THIS PRODUCT IS FOR USE IN WHITE PLASTER POOLS ONLY AND SHOULD BE USED AS A SUPPLEMENTAL SOURCE OF SANITIZER ONLY FOR WINTERIZATION PURPOSES.

Before using this product the pool water should be properly balanced and appropriately treated with winterizing products appropriate for your geographic area. Consult with your [BioGuard Dealer] [dealer] for proper winterization procedures.

After winterization procedures are complete, place this product into the center of the pool in the deep end of the pool. The bag containing the chlorinating sticks will hang below the surface of the water and be kept afloat. Use one (1) of this product for each 10,000 gallons of pool water. This product may be used with mesh or solid covers.

Additional applications may be needed and are recommended in the following circumstances:

- A. If the pool is uncovered and the water temperature is above 60° F, 30 to 45 days following initial application, apply one (1) of this product for each 10,000 gallons. Place this product into the center of the pool at the deep end of the pool. Monitor pool water temperature and reapply every 30 to 45 days when water temperature is above 60° F.
- B. If the cover was placed on the pool before the water temperature was below 60° F, 30 to 45 days after initial application, apply one (1) of this product for each 10,000 gallons. Pull the cover back from the deep end of the pool an adequate distance to allow this product to be placed away from the sides of the pool. Replace the cover and secure properly.

DISPOSAL OF PACKAGE AFTER USE:

WEAR GOGGLES AND RUBBER GLOVES WHEN REMOVING FLOATER FROM THE POOL.

When the pool is opened in the spring, empty floater should be drained and disposed of by placing into trash collection. If any un-dissolved product remains in the floater at the time of pool opening, remove the floater from the pool and drain off any water inside the bag area into the pool. Open the bag and remove the solid product from the bag. Place the product into an empty pool skimmer basket. Operate the circulation system of the pool at least 12 hours per day until the product has completely dissolved. DO NOT PLACE THIS PRODUCT INTO A SKIMMER WHERE OTHER PRODUCTS ARE PRESENT. DO NOT PLACE OTHER PRODUCTS INTO A SKIMMER WHERE THIS PRODUCT IS PRESENT. Dispose of the floatation material and plastic bag by placing into trash collection.

NOTE: THE FLOATATION MATERIAL CONTAINED IN THIS PRODUCT ALONG WITH THE PLASTIC BAG SHOULD BE DISPOSED OF BY PLACING THEM INTO TRASH COLLECTION.

{Directions to be used for winter floater using BioLab Dial Adjusted Floater}

WINTER SWIMMING POOL TREATMENT

[BioGuard® has a wide variety of products to care for your pool during the off season. These products are designated as “Off Season”.]

[BioGuard Silk] *{or}* [This product], containing SilkGuard®, provides a source of effective sanitizing agent for winterized pools. This multifunctional sanitizer with SilkGuard® when used as directed kills bacteria and controls algae, prevents metal staining and corrosion, reduces scale formation and softens water. Its unique additive SilkGuard® actually coats metal surfaces, protecting them against rust. Additionally, this additive protects pool surfaces from metal stains and acts like a magnet to bind hard water components, making your pool water [silky] *{or}* [soft and] smooth.

DIRECTIONS FOR USE: It is a violation of federal law to use this product in any manner inconsistent with its labeling. Read entire label and use strictly in accordance with precautionary statements and directions.

Before using this product the pool water should be properly balanced and appropriately treated with winterizing products appropriate for your geographic area. Consult with your [BioGuard Dealer] [dealer] for proper winterization procedures.

After winterization procedures are complete, place this product into the center of the pool in the deep end. If the tablets in the floater dissolve completely and the pool water temperature is above 60° F for 30 to 45 days, an additional application is recommended. For covered pools, pull the cover back from the deep end of the pool an adequate distance to allow this product to be placed away from the sides of the pool. Monitor pool water temperature and reapply every 30 to 45 days when water temperature is above 60° F.

[Step 1:] [1.]

{Option A}

Before use, adjust water balance levels to the following:

Water Balance Levels	
pH	7.4 – 7.6
Total Alkalinity	125 – 150 ppm
Chlorine residual	1 – 4 ppm

{Option B}

[Test and balance water before using this product. Adjust pH to 7.4 – 7.6, Total Alkalinity to 125 – 150 ppm, and make sure the pool has a chlorine residual between 1 – 4 ppm.]

[Step 2:] [2.] Adjust the [flow-control ring] [adjustable ring] [adjustable dial] [flow-control dial] to the [largest] [L] [three-hole] setting.

[Step 3:] [3.] Place floater in the center of the deep end of the pool and hold upright until it fills with water. Then leave to float.

[Step 4:] [4.] Dispose when the floater [has tipped on its side] [is empty]. [Replace as previously directed.]

Note:

- Do not completely submerge floater or allow holes to become clogged. This could trap an excess amount of chlorine gas possibly resulting in a violent explosion.
- Do not attempt to open or refill this product.

STORAGE AND DISPOSAL: Keep this product dry in original tightly closed container when not in use. Store in a cool, dry, well ventilated area away from heat or open flame. Moisture may decompose this product and cause a violent reaction leading to fire and explosion. In case of decomposition, isolate container if possible and flood area with large amounts of water to dissolve all material before discarding this container. Do not contaminate food or feed by storage or disposal. **CONTAINER DISPOSAL:** Non-refillable container. Do not reuse or refill this container. Offer for recycling if available. Triple rinse container (or equivalent) promptly after emptying.

PRECAUTIONARY STATEMENTS:

HAZARDS TO HUMANS AND DOMESTIC ANIMALS: DANGER: Corrosive: Causes irreversible eye damage and skin burns. May be fatal if absorbed through skin. May be fatal if inhaled. Do not breathe dust or fumes. Irritating to nose and throat. Harmful if swallowed. Do not get in eyes, on skin or on clothing. Wear goggles or safety glasses, protective clothing and rubber gloves when handling this product. Wash thoroughly with soap and water after handling and before eating, drinking, chewing gum, using tobacco or using the toilet. Remove contaminated clothing and wash before reuse.

{First Aid will be separated by rule lines from adjacent text and be in a different color.}

FIRST AID: IF IN EYES: Hold eye open and rinse slowly and gently with water for 15-20 minutes. Remove contact lenses, if present, after the first 5 minutes, then continue rinsing eye. Call a poison control center or doctor for treatment advice. **IF ON SKIN OR CLOTHING:** Take off contaminated clothing. Rinse skin immediately with plenty of water for 15-20 minutes. Call a poison control center or doctor for treatment advice. **IF INHALED:** Move person to fresh air. If person is not breathing, call 911 or an ambulance, then give artificial respiration, preferably mouth-to-mouth, if possible. Call poison control center or doctor for treatment advice. **IF SWALLOWED:** Call poison control center or doctor immediately for treatment advice. Have person sip a glass of water if able to swallow. Do not induce vomiting unless told to do so by the poison control center or doctor. Do not give anything by mouth to an unconscious person.

Have the product container or label with you when calling a poison control center or doctor, or going for treatment. [IN CASE OF MEDICAL EMERGENCY, CALL [1-877-800-5553] [telephone number supplied by supplemental registrant].]

Note to Physician: Probable mucosal damage may contraindicate the use of gastric lavage.

PHYSICAL OR CHEMICAL HAZARDS: CONTAINS A STRONG OXIDIZING AGENT. Do not mix with other chemicals. Mix only with water. Never add water to product. Always add product to large quantities of water. When using automatic feeding devices, always follow manufacturer's directions as to the proper addition of sanitizer product to chlorinators. Use clean dry utensils. Do not add this product to any dispensing device containing remnants of any other product. Such use may cause a violent reaction leading to fire or explosion. Contamination with moisture, organic matter, or other chemicals will start a chemical reaction and generate heat, hazardous gas, possible fire and explosion. In case of contamination or decomposition, do not reseal container. If possible, isolate container in open air or well-ventilated area. Flood area with large volumes of water.

{Environmental hazards statement for end-use products in containers of less than 50 pounds (solid, dry weight).}

[ENVIRONMENTAL HAZARDS: This pesticide is toxic to fish and aquatic organisms.]

{Environmental hazards statement for end-use products in containers equal to or greater than 50 pounds (solid, dry weight).}

[ENVIRONMENTAL HAZARDS: This pesticide is toxic to fish and aquatic organisms. Do not discharge effluent containing this product into lakes, streams, ponds, estuaries, oceans or other waters unless in accordance with the requirements of a National Pollutant Discharge Elimination System (NPDES) permit and the permitting authority has been notified in writing prior to discharge. Do not discharge effluent containing this product to sewer systems without previously notifying the local sewage treatment plant authority. For guidance contact your State Water Board or Regional Office of the EPA.]

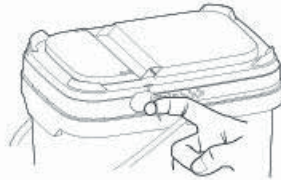
[NOTE: Buyer assumes all responsibility for safety and use not in accordance with directions.]

[NOTE: User assumes all responsibility for use not in accordance with directions.]



Tamper Evident Tear Strip

Tear away by using "ring pull" on either side of lid



To open the lid (after the tear strip is removed)

Step-1



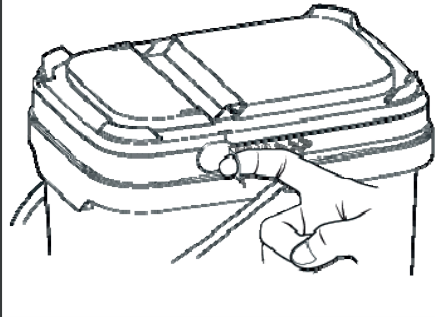
Step-2



Step-3

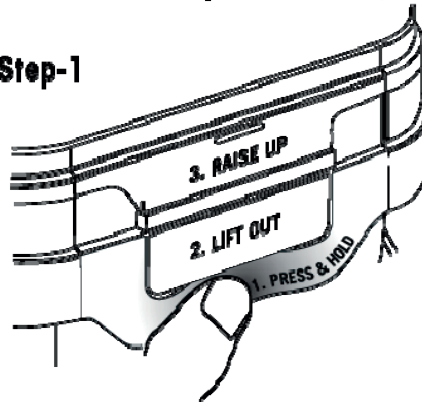


Tamper Evident Tear Strip
Tear away by using "ring pull" on
either side of lid

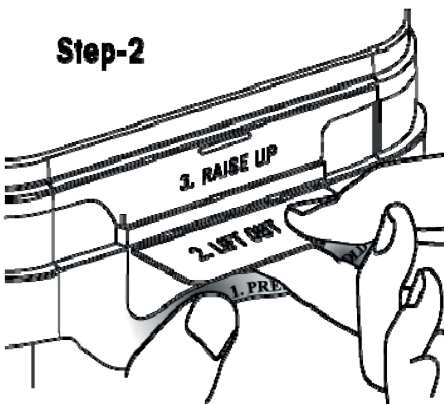


**To open the lid
(after the tear strip is removed)**

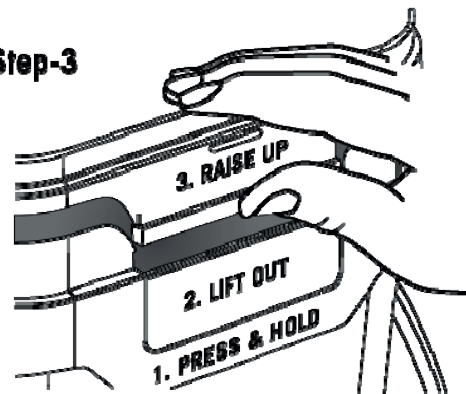
Step-1



Step-2



Step-3



Do not store in direct sunlight