

5185-496

01/23/2007

1/23

{All text in brackets [xxx] is optional and may or may not be included on a final label.}

{All text in braces {xxx} is administrative and will not appear on a final label.}

BIOGUARD
BurnOut® Extreme

{Optional marketing statements that may be used with swimming pool shock/oxidizer treatment}

[[Oxidizes], [Shocks], [Clarifies]]

[[Shock], [Oxidizer], [Clarifier]]

[One Pound Treats 10,000 Gallons Every Other Week]

[One Pound Treats 20,000 Gallons Every Week]

[Maintains Brilliantly Clear Water]

[Maintains Sparkling, Clean, Clear Water]

[Maintains Water Sparkle]

[Step 2] {Shock treatments are marketed as step two of a three step program to treat swimming pool water.}

[Destroys Organic Contaminants]

[Suitable For In-Ground And Above-Ground Pools]

[Shock Treatment]

[Pre-Measured Granular Chlorinating Shock] {The claim "Pre-measured granular chlorinating shock" will only be used on the label when the product is sold as a shock treatment in one pound bags made of child resistant film.}

[Always open bag away from face] {The claim "Always open bag away from face" will only be used on the label when the product is sold in one pound bags made of child resistant film.}

[No Predissolving Needed*]

[No Need to Predissolve*]

[Quick Dissolving]

[Weekly Shock Treatment]

[Every Other Week Shock Treatment]

[Weekly or Every Other Week Shock Treatment]

[Suitable for Vinyl Pools]

[Suitable for Vinyl and Plaster Pools]

{Optional marketing statements that may be used with swimming pool superchlorination.}

[For Periodic Superchlorination]

[Superchlorinator For Swimming Pools]

[For White Plaster Pools.]

[Destroys Organic Contaminants]

[Restores A Crystal Clarity To Pool Water]

[Suitable For In-Ground And Above-Ground Pools]

[Kills Algae]

[Destroys Algae]

[Destroys Organic Contaminants And Kills Algae]

[No Predissolving Needed*]


[No Need to Predissolve*]

[Quick Dissolving]

[Suitable for Vinyl Pools]

[Suitable for Vinyl and Plaster Pools]

[Maintains Brilliantly Clear Water]



{Optional marketing statements that may be used with swimming pool superchlorination, continued.}

[Maintains Sparkling, Clean, Clear Water]

[Clarifies]

[Superchlorinator and Clarifier]

[Always open bag away from face] *{The claim "Always open bag away from face" will only be used on the label when the product is sold in one pound bags made of child resistant film.}*

{Optional marketing statements that may be used with swimming pool sanitization.}

[Disinfectant & Sanitizer For The Treatment Of Swimming Pool Waters]

[Multi-Purpose Granular Chlorine]

[Shock, Clarifier, Sanitizer, Superchlorinator]

[For White Plaster Pools.]

[Controls Bacteria]

[For Multi-Purpose Use]

[Disinfectant]

[Sanitizer]

[Suitable For In-Ground And Above-Ground Pools]

[No Predissolving Needed*]

[No Need to Predissolve*]

[Quick Dissolving]

[Suitable for Vinyl Pools]

[Suitable for Vinyl and Plaster Pools]

[Maintains Brilliantly Clear Water]

[Maintains Sparkling, Clean, Clear Water]

[Clarifies]

{Optional marketing statements that may be used with winter swimming pool treatment.}

[Maintains A Crystal Clarity To Pool Water]

[Controls Bacteria]

[Winter Shock Treatment]

[Suitable For In-Ground And Above-Ground Pools]

[Effective Winter Shock]

[Winter Oxidizer And Clarifier]


[Fall Application Provides Easy Spring Start-Up]

[First Step In An Effective Winterization Program]

[Suitable for Vinyl Pools]

[Suitable for Vinyl and Plaster Pools]

[Maintains Crystal Clear Pool Water]



{Optional marketing statements that may be used for killing algae treatment.}

[Kills Algae]

[Effective Algae Destroyer]

[Kills All Types Of Swimming Pool Algae]

[Suitable For In-Ground And Above-Ground Pools]

[No Predissolving Needed*]

[No Need to Predissolve*]

[Quick Dissolving]

[Always open bag away from face] *{The claim "Always open bag away from face" will only be used on the label when the product is sold in one pound bags made of child resistant film.}*

{Optional marketing statements that may be used with spa and hot tub treatment.}

[For Spas And Hot Tubs]

[Restores Inviting Sparkle]

[Destroys Organic Contaminants]

[Restores Crystal Clarity To Spa Water]

[Controls Bacteria]

[Kills Algae]

[No Predissolving Needed*]

[No Need to Predissolve*]

[Quick Dissolving]

[Sanitizer, Shock, Clarifier]

[Sanitizer, Oxidizer, Clarifier]

[Suitable Shock for Bromine Sanitized Spas]

[Suitable Oxidizer for Bromine Sanitized Spas]


{Optional marketing statements that may be used for all applications.}

[Contains a Scale Inhibitor]

[Inhibits Scale]

[Do Not Mix With Other Products]

[Patented Technology]



4/23

ACTIVE INGREDIENT:

Calcium Hypochlorite 47%

OTHER INGREDIENTS: (includes a clarifier/filtration enhancer and scale inhibitor) 53%

TOTAL 100%

(Available Chlorine: 47%)

KEEP OUT OF REACH OF CHILDREN

DANGER

See [back] [side] panel for additional precautionary statements.

FIRST AID: IF IN EYES: Hold eye open and rinse slowly and gently with water for 15-20 minutes. Remove contact lenses, if present, after the first 5 minutes, then continue rinsing eye. Call a poison control center or doctor for treatment advice. **IF ON SKIN OR CLOTHING:** Take off contaminated clothing. Rinse skin immediately with plenty of water for 15-20 minutes. Call a poison control center or doctor for treatment advice. **IF SWALLOWED:** Call poison control center or doctor immediately for treatment advice. Have person sip a glass of water if able to swallow. Do not induce vomiting unless told to do so by the poison control center or doctor. Do not give anything by mouth to an unconscious person. **IF INHALED:** Move person to fresh air. If person is not breathing, call 911 or an ambulance, then give artificial respiration, preferably mouth-to-mouth, if possible. Call poison control center or doctor for treatment advice.

Have the product container or label with you when calling a poison control center or doctor, or going for treatment. **[IN CASE OF MEDICAL EMERGENCY, CALL [1-303-623-5716] [1-877-800-5553] [telephone number supplied by supplemental registrant].]**

Note to Physician: Probable mucosal damage may contraindicate the use of gastric lavage.

[Manufactured for:]

BIO-LAB, INC.

PO BOX 300002


LAWRENCEVILLE, GEORGIA 30049

EPA REG. # 5185-496

[EPA EST. # 5185-GA-1]

[EPA EST. # 52270-GA-01]

NET CONTENTS:



5/23

{Directions to be used for swimming pool shock/oxidizer treatment, Option A.}

FOR SWIMMING POOL [SHOCK] {or} [OXIDIZER] TREATMENT

Scheduled, frequent use of this product will maintain water sparkle and swimmer comfort by destroying and/or removing contaminants such as perspiration and suntan oils. These contaminants can cause cloudy, dull water, eye irritation and strong odors. This product may be used in pools sanitized with chlorine or bromine.

DIRECTIONS FOR USE: It is a violation of Federal Law to use this product in a manner inconsistent with its labeling. Read entire label and use strictly in accordance with precautionary statements and directions.

Ensure all pool equipment is working properly. Backwash or clean filter system following manufacturer's directions. Adjust pH to between 7.2-7.6. In chlorinated pools, add a minimum 30 ppm stabilizer level to reduce the effects of sunlight upon the chlorine residual. Do not add stabilizer to bromine treated pools. Before using this product check for metals and if present, add a stain and scale inhibitor to prevent staining of pool surface due to metals. When using other products as outlined in the directions for this product, always follow directions on those products.

Application Method

With the pool pump in operation, broadcast the product evenly, holding container close to the pool surface, into the deep end of the pool. In potentially bleachable surfaced pools such as vinyl, paint, fiberglass, or colored plaster, brush any undissolved product from pool surfaces. NEVER ALLOW UNDISSOLVED PRODUCT TO REST IN CONTACT WITH BLEACHABLE POOL SURFACES.

*NOTE: In bleachable surfaced pools less than 4 feet deep or when water is less than 65° F, predissolve this product prior to applying evenly around the edge of the pool. Dissolve this product outdoors, in a clean plastic bucket stirring with a clean plastic or wooden spoon. Add this product to water; NEVER add water to product. NEVER add more than 1 pound of this product to less than 3 gallons of cool water. NEVER MIX THIS PRODUCT WITH ANY OTHER PRODUCT.

[Shock] {or} [Oxidizer] Application

Apply this product at a rate of 1 pound (see Application Method) per 20,000 gallons every week (alternatively 1 pound per 10,000 gallons of water every other week) into the deep end of the pool when the pool is not in use (preferably at night). Reapply after heavy rain or heavy bather loads.

Reentry into treated swimming pool is prohibited above levels of 4 ppm chlorine due to risk of bodily injury.

{Directions to be used for swimming pool shock/oxidizer treatment, Option B}

FOR SWIMMING POOL [SHOCK] {or} [OXIDIZER] TREATMENT

Don't let dull, cloudy water, strong odors and eye irritation affect your swimming experience! Use [BurnOut® Extreme] {or} [this] [product] [shock][oxidizer] [treatment] to keep your water brilliantly clear. As part of a [BioGuard] pool care program, [BurnOut® Extreme] {or} [this product] destroys and removes contaminants—such as perspiration and suntan oils—that can affect swimmer comfort. There's no need to pre-dissolve* [BurnOut® Extreme] {or} [this product], and it can be safely used in pools sanitized with either chlorine or bromine.

DIRECTIONS FOR USE: It is a violation of Federal Law to use this product in a manner inconsistent with its labeling. Read entire label and use strictly in accordance with precautionary statements and directions.

1. Check all pool equipment and be sure it is working properly.
2. Backwash or clean filter following manufacturer's directions.
3. Test pH and adjust to between 7.2-7.6.

JAN 23 2007
 5185-496

- 4. In chlorinated pools, add a minimum 30 ppm stabilizer level to reduce the effects of sunlight upon the chlorine residual. NOTE: Do not add stabilizer to brominated pools.
- 5. Prior to use of [BurnOut® Extreme]{or}[this product], test pool water for the presence of metals. If any metals are present, add a stain inhibiting product to prevent the deposition of metal stains on pool surfaces.
- 6. When using other products as outlined in the directions for this product, always follow label directions of those products.

Dosage Directions

[Oxidation] {or} [Shock]

Using Applications Methods, apply 1 pound per 20,000 gallons of water every week or 1 pound per 10,000 gallons every 2 weeks when the pool is not in use (preferably at night). Reapply after heavy rain or heavy bather loads.

***Application Methods**

When the maximum depth of the pool is less than 4 feet deep or when water is less than 65° F, pre-dissolve using Application Method B. For all other applications, use Application Method A.

Application Method A

- 1. Be sure pool circulation pump is on.
- 2. Holding container close to pool surface, broadcast the appropriate dosage of [BurnOut® Extreme]{or}[this product] across the surface of the pool in the deep end of the pool.


NOTE: In pools with potentially bleachable surfaces, such as vinyl, paint, fiberglass or colored plaster, use a pool brush following application. Brush the surfaces to ensure dissolving of the product. Never allow undissolved product to rest in contact with bleachable pool surfaces.

Application Method B

- 1. Be sure pool circulation pump is on.
- 2. Dissolve this product outdoors. Use a clean plastic bucket and place water into the bucket. Then add product to water in bucket. Use a clean plastic or wooden spoon to stir. Never add more than 1 pound of this product to less than 3 gallons of cool water.
- 3. After dissolving [BurnOut® Extreme]{or}[this product], pour the solution around the edge of the pool with circulation pump on.

NOTE: NEVER MIX THIS PRODUCT WITH ANY OTHER PRODUCT.

Reentry into treated swimming pool is prohibited above levels of 4 ppm chlorine due to risk of bodily injury.



7/23

{Directions to be used for swimming pool superchlorination, Option A.}

FOR SWIMMING POOL SUPERCHLORINATION

Superchlorination treatment may be needed when high levels of combined chlorine, cloudy water or algae growth occur. This product destroys contaminants that cause combined chlorine and restores water sparkle and comfort. This product also kills all types of swimming pool algae. It may be used in pools sanitized with chlorine or bromine.

DIRECTIONS FOR USE: It is a violation of Federal Law to use this product in a manner inconsistent with its labeling. Read entire label and use strictly in accordance with precautionary statements and directions.

Ensure all pool equipment is working properly. Backwash or clean filter system following manufacturer's directions. Adjust pH to between 7.2-7.6. In chlorinated pools, add a minimum 30 ppm stabilizer level to reduce the effects of sunlight upon the chlorine residual. Do not add stabilizer to bromine treated pools. Before using this product check for metals and if present, add a stain and scale inhibitor to prevent staining of pool surface due to metals. When using other products as outlined in the directions for this product, always follow directions on those products.

Application Method

With the pool pump in operation, broadcast the product evenly, holding container close to the pool surface, into the deep end of the pool. In potentially bleachable surfaced pools such as vinyl, paint, fiberglass, or colored plaster, brush any undissolved product from pool surfaces. NEVER ALLOW UNDISSOLVED PRODUCT TO REST IN CONTACT WITH BLEACHABLE POOL SURFACES.

*NOTE: In bleachable surfaced pools less than 4 feet deep or when water is less than 65° F, predissolve this product prior to applying evenly around the edge of the pool. Dissolve this product outdoors, in a clean plastic bucket stirring with a clean plastic or wooden spoon. Add this product to water; NEVER add water to product. NEVER add more than 1 pound of this product to less than 3 gallons of cool water. NEVER MIX THIS PRODUCT WITH ANY OTHER PRODUCT

Superchlorination Application

Superchlorination is needed when cloudy water, strong chlorine odors, eye irritation or high levels of combined chlorine are encountered.

Apply this product at a rate of 2 pounds (see Application Method) per 12,000 gallons of water into the deep end of the pool when the pool is not in use (preferably at night).

Kill Algae Application

To kill algae when algae growth is evident in the pool.


Brush all pool surfaces with a surface compatible brush prior to application of product. Apply this product at a rate of 2 pounds (see Application Method) per 12,000 gallons of water into the deep end of the pool when the pool is not in use (preferably at night). Keep the circulation system operating continuously for the next 24 hours, then backwash or clean the filter.

Reentry into treated swimming pool is prohibited above levels of 4 ppm chlorine due to risk of bodily injury.

{Directions to be used for swimming pool superchlorination, Option B.}

FOR SWIMMING POOL SUPERCHLORINATION

High levels of combined chlorine, cloudy water, and algae growth call for the superchlorinating power of [BurnOut® Extreme] {or} [this product]! Restore water sparkle, reduce odor and improve swimmer comfort by effectively destroying organic contaminants that cause increased combined chlorine levels. [BurnOut® Extreme] {or} [This product] also kills all types of swimming pool algae. There's no need to pre-dissolve* [BurnOut® Extreme] {or} [this product] and it can be used in pools sanitized with either chlorine or bromine.



DIRECTIONS FOR USE: It is a violation of Federal Law to use this product in a manner inconsistent with its labeling. Read entire label and use strictly in accordance with precautionary statements and directions.

1. Check all pool equipment and be sure it is working properly.
2. Backwash or clean filter following manufacturer's directions.
3. Test pH and adjust to between 7.2-7.6
4. In chlorinated pools, add a minimum 30 ppm stabilizer level to reduce the effects of sunlight upon the chlorine residual.

NOTE: Do not add stabilizer to brominated pools.

5. Prior to use of [BurnOut® Extreme]{or}[this product], test pool water for the presence of metals. If any metals are present, add a stain inhibiting product to prevent the deposition of metal stains on pool surfaces.
6. When using other products as outlined in the directions for this product, always follow label directions of those products.

Dosage Directions

Superchlorination

Superchlorination is needed when cloudy water, strong chlorine odors, eye irritation or high levels of combined chlorine are encountered.

Using Application Methods, apply [BurnOut® Extreme]{or}[this product] at a rate of 2 pounds per 12,000 gallons of water when the pool is not in use (preferably at night).

Kill Algae

To kill algae when algae growth is evident in the pool.

1. Brush all pool surfaces with a surface compatible brush prior to application of product.
2. Using Application Methods, apply [BurnOut® Extreme]{or}[this product] at a rate of 2 pounds per 12,000 gallons of water when the pool is not in use (preferably at night).
3. Keep the pool circulation pump on continuously for the next 24 hours, then backwash or clean the filter.

***Application Methods**

When the maximum depth of the pool is less than 4 feet deep or when water is less than 65° F, pre-dissolve using Application Method B. For all other applications, use Application Method A

Application Method A

1. Be sure pool circulation pump is on.
2. Holding container close to pool surface, broadcast the appropriate dosage of [BurnOut® Extreme]{or}[this product] across the surface of the pool in the deep end of the pool.

NOTE: In pools with potentially bleachable surfaces, such as vinyl, paint, fiberglass or colored plaster, use a pool brush following application. Brush the surfaces to ensure dissolving of the product. Never allow undissolved product to rest in contact with bleachable pool surfaces.

Application Method B

1. Be sure pool circulation pump is on.
2. Dissolve this product outdoors. Use a clean plastic bucket and place water into the bucket. Then add product to water in bucket. Use a clean plastic or wooden spoon to stir. Never add more than 1 pound of this product to less than 3 gallons of cool water.
3. After dissolving [BurnOut® Extreme]{or}[this product], pour the solution around the edge of the pool with circulation pump on.

NOTE: NEVER MIX THIS PRODUCT WITH ANY OTHER PRODUCT.

Reentry into treated swimming pool is prohibited above levels of 4 ppm chlorine due to risk of bodily injury.

JAN 23 2007

 5185-496

9/23

{Directions to be used for consolidation of Shock/Oxidizer and Superchlorination Use Directions on One Pound Bag}

FOR SWIMMING POOL [SHOCK] {or} [OXIDIZER] TREATMENT

Don't let dull, cloudy water, strong odors and eye irritation affect your swimming experience! Use [BurnOut® Extreme] {or} [this] [product] [shock][oxidizer] [treatment] to keep your water brilliantly clear. As part of a [BioGuard] pool care program, [BurnOut® Extreme] {or} [this product] destroys and removes contaminants—such as perspiration and suntan oils—that can affect swimmer comfort. There's no need to pre-dissolve* [BurnOut® Extreme] {or} [this product], and it can be safely used in pools sanitized with either chlorine or bromine.

FOR SWIMMING POOL SUPERCHLORINATION

High levels of combined chlorine, cloudy water, and algae growth call for the superchlorinating power of [BurnOut® Extreme] {or} [this product]! Restore water sparkle, reduce odor and improve swimmer comfort by effectively destroying organic contaminants that cause increased combined chlorine levels. [BurnOut® Extreme] {or} [This product] also kills all types of swimming pool algae. There's no need to pre-dissolve* [BurnOut® Extreme] {or} [this product] and it can be used in pools sanitized with either chlorine or bromine.

DIRECTIONS FOR USE: It is a violation of Federal Law to use this product in a manner inconsistent with its labeling. Read entire label and use strictly in accordance with precautionary statements and directions.

1. Check all pool equipment and be sure it is working properly.
2. Backwash or clean filter following manufacturer's directions.
3. Test pH and adjust to between 7.2-7.6.
4. In chlorinated pools, add a minimum 30 ppm stabilizer level to reduce the effects of sunlight upon the chlorine residual.

NOTE: Do not add stabilizer to brominated pools.

5. Prior to use of [BurnOut® Extreme]{or}[this product], test pool water for the presence of metals. If any metals are present, add a stain inhibiting product to prevent the deposition of metal stains on pool surfaces.
6. When using other products as outlined in the directions for this product, always follow label directions of those products.

Dosage Directions:

[Oxidation] {or} [Shock]

Using either Applications Method A or B, apply 1 pound per 20,000 gallons of water every week or 1 pound per 10,000 gallons every 2 weeks when the pool is not in use (preferably at night). Reapply after heavy rain or heavy bather loads.

Superchlorination

Superchlorination is needed when cloudy water, strong chlorine odors, eye irritation or high levels of combined chlorine are encountered.

Using either Application Method A or B, apply [BurnOut® Extreme]{or}[this product] at a rate of 2 pounds per 12,000 gallons of water when the pool is not in use (preferably at night).

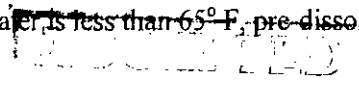
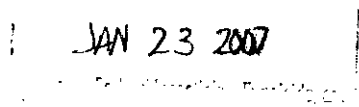
Kill Algae

To kill algae when algae growth is evident in the pool.

1. Brush all pool surfaces with a surface compatible brush prior to application of product.
2. Using either Application Method A or B, apply [BurnOut® Extreme]{or}[this product] at a rate of 2 pounds per 12,000 gallons of water when the pool is not in use (preferably at night).
3. Keep the pool circulation pump on continuously for the next 24 hours, then backwash or clean the filter.

***Application Methods**

When the maximum depth of the pool is less than 4 feet deep or when water is less than 65°F, pre-dissolve using Application Method B. For all other applications, use Application Method A.


 JAN 23 2007

 5185-496

10/23

Application Method A

1. Be sure pool circulation pump is on.
2. Holding [container] {or} [bag] close to pool surface, broadcast the appropriate dosage of [BurnOut[®] Extreme] {or} [this product] across the surface of the pool in the deep end of the pool.

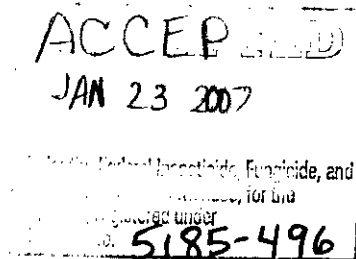
NOTE: In pools with potentially bleachable surfaces, such as vinyl, paint, fiberglass or colored plaster, use a pool brush following application. Brush the surfaces to ensure dissolving of the product. Never allow undissolved product to rest in contact with bleachable pool surfaces.

Application Method B

1. Be sure pool circulation pump is on.
2. Dissolve this product outdoors. Use a clean plastic bucket and place water into the bucket. Then add product to water in bucket. Use a clean plastic or wooden spoon to stir. Never add more than 1 pound of this product to less than 3 gallons of cool water.
3. After dissolving [BurnOut[®] Extreme] {or} [this product], pour the solution around the edge of the pool with circulation pump on.

NOTE: NEVER MIX THIS PRODUCT WITH ANY OTHER PRODUCT.

Reentry into treated swimming pool is prohibited above levels of 4 ppm chlorine due to risk of bodily injury.



11/23

{Directions to be used for swimming pool sanitization, Option A.}

SWIMMING POOL SANITIZER

When used as directed, this product will control bacteria and aid in the control of algae growth. This product provides a source of chlorine residual to keep the water clear and clean. This product may also be used for superchlorination treatment to correct conditions of cloudy water, high levels of combined chlorine and algae growth.

DIRECTIONS FOR USE: It is a violation of Federal Law to use this product in a manner inconsistent with its labeling. Read entire label and use strictly in accordance with precautionary statements and directions.

Ensure all pool equipment is working properly. Backwash or clean filter system following manufacturer's directions. Adjust pH to between 7.2-7.6. Add a minimum 30 ppm stabilizer level to reduce the effects of sunlight upon the chlorine residual. Before using this product check for metals and if present, add a stain and scale inhibitor to prevent staining of pool surface due to metals. When using other products as outlined in the directions for this product, always follow directions on those products.

Application Method

With the pool pump in operation, broadcast the product evenly, holding container close to the pool surface, into the deep end of the pool. In potentially bleachable surfaced pools such as vinyl, paint, fiberglass, or colored plaster, brush any undissolved product from pool surfaces. NEVER ALLOW UNDISSOLVED PRODUCT TO REST IN CONTACT WITH BLEACHABLE POOL SURFACES.

*NOTE: In bleachable surfaced pools less than 4 feet deep or when water is less than 65° F, predissolve this product prior to applying evenly around the edge of the pool. Dissolve this product outdoors, in a clean plastic bucket stirring with a clean plastic or wooden spoon. Add this product to water; NEVER add water to product. NEVER add more than 1 pound of this product to less than 3 gallons of cool water. NEVER MIX THIS PRODUCT WITH ANY OTHER PRODUCT

Initial Chlorination: Use this method if you are opening your pool in the spring, the pool has not been maintained for several weeks, or if the pool is freshly filled. Brush all pool surfaces with circulation pump operating. Following the above Application Method, add 1 oz. of this product for each 1,000 gallons of water. After two hours, test free available chlorine residual. Repeat dosage until you obtain a free available chlorine residual of 1 - 4 ppm.

Regular Use Dosage: Subsequently using Application Method, add 4-10 oz. of this product per 10,000 gallons daily, or as often as needed to maintain a free available chlorine residual of 1 - 4 ppm.

After use of this product add a quaternary or polyquaternary type algicide to provide additional algae control.

[Shock] {or} [Oxidation] Application

Apply this product at a rate of 1 pound (see Application Method) per 20,000 gallons every week (alternatively 1 pound per 10,000 gallons of water every other week) when the pool is not in use (preferably at night). Reapply after heavy rain or heavy bather loads.

Superchlorination Application

Superchlorination is needed when cloudy water, strong chlorine odors, eye irritation or high levels of combined chlorine are encountered.

Apply this product at a rate of 2 pounds (see Application Method) per 12,000 gallons of water when the pool is not in use (preferably at night).

Reentry into treated swimming pool is prohibited above levels of 4 ppm chlorine due to risk of bodily injury.

JAN 23 2007
5185-496

12/23

{Directions to be used for swimming pool sanitization, Option B.}

SWIMMING POOL SANITIZER

Controlling bacteria in your pool calls for action! Turn to [BurnOut® Extreme] {or} [this product], a powerful sanitizer [from BioGuard,] to do the job. Our multi-purpose sanitizer provides a source of chlorine residual to keep your water clean and clear. It also works great as a superchlorination treatment for everything from cloudy water to high combined chlorine levels and algae growth. [BurnOut® Extreme] {or} [This product] is also extremely easy to use, simply apply as directed without the hassle of *pre-dissolving first.

DIRECTIONS FOR USE: It is a violation of Federal Law to use this product in a manner inconsistent with its labeling. Read entire label and use strictly in accordance with precautionary statements and directions.

1. Check all pool equipment and be sure it is working properly.
2. Backwash or clean filter following manufacturer's directions.
3. Test pH and adjust to between 7.2-7.6
4. Add a minimum 30 ppm stabilizer level to reduce the effects of sunlight upon the chlorine residual.
5. Prior to use of [BurnOut® Extreme]{or}[this product], test pool water for the presence of metals. If any metals are present, add a stain inhibiting product to prevent the deposition of metal stains on pool surfaces.
6. When using other products as outlined in the directions for this product, always follow label directions of those products.

Dosage Directions

Initial Chlorination

Use this dosage if you are opening your pool in the spring, the pool has not been maintained for several weeks, or if the pool is freshly filled.

1. Be sure pool circulation pump is on.
2. Brush all pool surfaces.
3. Using Application Methods, holding container close to pool surface, apply 1 oz. of [BurnOut® Extreme]{or}[this product] for each 1,000 gallons of water.
4. Wait for 2 hours, then check the free available chlorine residual.
5. If the free available chlorine residual is less than 1 ppm, repeat steps 3 and 4 until the free available chlorine residual is 1-4 ppm.

Regular Use Dosage

Use this dosage to maintain the free available chlorine residual at 1 – 4 ppm.

1. Be sure pool circulation pump is on.
2. Using Application Methods, holding container close to pool surface, apply 4 –10 oz of [BurnOut® Extreme]{or}[this product] per 10,000 gallons of water.
3. Add [BurnOut® Extreme]{or}[this product] daily, or as often as needed to maintain a free available chlorine residual of 1 - 4 ppm

After use of [BurnOut® Extreme]{or}[this product] add a quaternary or polyquaternary type algicide to provide additional algae control.

[Oxidation] {or} [Shock]

[Using Applications Methods, apply 1 pound per 20,000 gallons of water every week or 1 pound per 10,000 gallons every 2 weeks when the pool is not in use (preferably at night). Reapply after heavy rain or heavy bather loads.]

Superchlorination

Superchlorination is needed when cloudy water, strong chlorine odors, eye irritation or high levels of combined chlorine are encountered.

JAN 23 2007

5185-496

13/23

Using Application Methods, apply [BurnOut® Extreme]{or}[this product] at a rate of 2 pounds per 12,000 gallons of water when the pool is not in use (preferably at night).

***Application Methods**

When the maximum depth of the pool is less than 4 feet deep or when water is less than 65° F, pre-dissolve using Application Method B. For all other applications, use Application Method A

Application Method A

1. Be sure pool circulation pump is on.
2. Holding container close to pool surface, broadcast the appropriate dosage of [BurnOut® Extreme]{or}[this product] across the surface of the pool in the deep end of the pool.

NOTE: In pools with potentially bleachable surfaces, such as vinyl, paint, fiberglass or colored plaster, use a pool brush following application. Brush the surfaces to ensure dissolving of the product. Never allow undissolved product to rest in contact with bleachable pool surfaces.

Application Method B

1. Be sure pool circulation pump is on.
2. Dissolve this product outdoors. Use a clean plastic bucket and place water into the bucket. Then add product to water in bucket. Use a clean plastic or wooden spoon to stir. Never add more than 1 pound of this product to less than 3 gallons of cool water.
3. After dissolving [BurnOut® Extreme]{or}[this product], pour the solution around the edge of the pool with circulation pump on.

NOTE: NEVER MIX THIS PRODUCT WITH ANY OTHER PRODUCT.

Reentry into treated swimming pool is prohibited above levels of 4 ppm chlorine due to risk of bodily injury.

ACCEPTED

JAN 23 2007

5185-496

14/23

{Directions to be used for winter swimming pool treatment, Option A.}

WINTER SWIMMING POOL TREATMENT

This product provides an effective treatment to help keep pool water clean during the winter months. An effective closing process will use both this product and a preventative algicide. Closing the pool after the water temperature has dropped below 65° F and opening the pool before the water temperature rises above 65° F, will help make spring opening easier.

DIRECTIONS FOR USE: It is a violation of Federal Law to use this product in a manner inconsistent with its labeling. Read entire label and use strictly in accordance with precautionary statements and directions.

Ensure all pool equipment is working properly. Backwash or clean filter system following manufacturer's directions. Adjust pH to between 7.2-7.6. In chlorinated pools, add a minimum 30 ppm stabilizer level to reduce the effects of sunlight upon the chlorine residual. Do not add stabilizer to bromine treated pools. Before using this product check for metals and if present, add a stain and scale inhibitor to prevent staining of pool surface due to metals. When using other products as outlined in the directions for this product, always follow directions on those products.

Application Method

With the pool pump in operation, broadcast the product evenly, holding container close to the pool surface, into the deep end of the pool. In potentially bleachable surfaced pools such as vinyl, paint, fiberglass, or colored plaster, brush any undissolved product from pool surfaces. **NEVER ALLOW UNDISSOLVED PRODUCT TO REST IN CONTACT WITH BLEACHABLE POOL SURFACES.**

*NOTE: In bleachable surfaced pools less than 4 feet deep or when water is less than 65° F, predissolve this product prior to applying evenly around the edge of the pool. Dissolve this product outdoors, in a clean plastic bucket stirring with a clean plastic or wooden spoon. Add this product to water; NEVER add water to product. NEVER add more than 1 pound of this product to less than 3 gallons of cool water. **NEVER MIX THIS PRODUCT WITH ANY OTHER PRODUCT.**

Winterizing Application

Properly prepare the pool for closing by vacuuming debris from the pool and cleaning the filter following the filter manufacturer's directions. With pool pump in operation, and when water temperature is below 65°, apply 2 pounds of product per 12,000 gallons (see Application Method). Brush any undissolved product on pool surfaces. Continue to operate circulation pump for at least 2 hours following product application. Then apply a [BioGuard] *{or}* [appropriate brand name of supplemental registrant] winterizing algae treatment following appropriate directions. Cover pool and prepare pump, filter and heater components for winter by following manufacturers' instructions.

A second treatment of this product in mesh covered or non-covered pools may be required prior to water freezing (mid-winter). If second treatment is required, pre-dissolve treatment (see Application Method above) and pour in water along edges of the pool.

{Directions to be used for winter swimming pool treatment, Option B.}

WINTER SWIMMING POOL TREATMENT

The first step to an effective winterization program for your pool starts with [BurnOut® Extreme] *{or}* [this product]! Close your pool the right way with this effective treatment formulated to keep your pool water clean during the winter months. Use it with a preventative algicide to help guarantee a headache free opening in the spring. Just remember, closing the pool after the water temperature has dropped below 65° F and opening the pool before the water temperature rises above 65° F, will help make spring opening easier.

JAN 23 2007
5185-496

15/23

DIRECTIONS FOR USE: It is a violation of Federal Law to use this product in a manner inconsistent with its labeling. Read entire label and use strictly in accordance with precautionary statements and directions.

1. Check all pool equipment and be sure it is working properly.
2. Backwash or clean filter following manufacturer's directions.
3. Test pH and adjust to between 7.2-7.6
4. In chlorinated pools, add a minimum 30 ppm stabilizer level to reduce the effects of sunlight upon the chlorine residual.

NOTE: Do not add stabilizer to brominated pools.

5. Prior to use of [BurnOut® Extreme]{or}[this product], test pool water for the presence of metals. If any metals are present, add a stain inhibiting product to prevent the deposition of metal stains on pool surfaces.
6. When using other products as outlined in the directions for this product, always follow label directions of those products.

Dosage Directions

Winterizing

When pool is closed for winter

1. Prepare to close pool by vacuuming debris from pool and cleaning filter following the filter manufacturer's directions.
2. Be sure pool circulation pump is on.
3. Using Application Methods, apply 2 pounds of product per 12,000 gallons of pool water.
4. Brush any undissolved product from pool surfaces.
5. Continue to operate circulation pump for at least 2 hours following product application.
6. Apply a [BioGuard] {or} [appropriate brand name of supplemental registrant] winterizing algae treatment following appropriate directions.
7. Cover pool and prepare pump, filter and heater components for winter by following manufacturers' instructions.

NOTE: A second treatment of [BurnOut® Extreme]{or}[this product] in mesh covered or non-covered pools may be required prior to water freezing (mid-winter). If second treatment is required, pre-dissolve treatment using Application Method B and pour in water along edges of the pool.

***Application Methods**

When the maximum depth of the pool is less than 4 feet deep or when water is less than 65° F, pre-dissolve using Application Method B. For all other applications, use Application Method A.

Application Method A

1. Be sure pool circulation pump is on.
2. Holding container close to pool surface, broadcast the appropriate dosage of [BurnOut® Extreme]{or}[this product] across the surface of the pool in the deep end of the pool.


NOTE: In pools with potentially bleachable surfaces, such as vinyl, paint, fiberglass or colored plaster, use a pool brush following application. Brush the surfaces to ensure dissolving of the product. Never allow undissolved product to rest in contact with bleachable pool surfaces.

Application Method B

1. Be sure pool circulation pump is on.
2. Dissolve this product outdoors. Use a clean plastic bucket and place water into the bucket. Then add product to water in bucket. Use a clean plastic or wooden spoon to stir. Never add more than 1 pound of this product to less than 3 gallons of cool water.
3. After dissolving [BurnOut® Extreme]{or}[this product], pour the solution around the edge of the pool with circulation pump on.

NOTE: NEVER MIX THIS PRODUCT WITH ANY OTHER PRODUCT.

Reentry into treated swimming pool is prohibited above levels of 4 ppm chlorine due to risk of bodily injury.



 JAN 23 2007

16/23

{Directions to be used for killing swimming pool algae, Option A.}

FOR KILLING SWIMMING POOL ALGAE

When used as directed, this product kills algae and will rid your pool of unsightly algae spots. This product also kills all types of swimming pool algae. It may be used in pools sanitized with chlorine or bromine.

DIRECTIONS FOR USE: It is a violation of Federal Law to use this product in a manner inconsistent with its labeling. Read entire label and use strictly in accordance with precautionary statements and directions.

Ensure all pool equipment is working properly. Backwash or clean filter system following manufacturer's directions. Adjust pH to between 7.2-7.6. In chlorinated pools, add a minimum 30 ppm stabilizer level to reduce the effects of sunlight upon the chlorine residual. Do not add stabilizer to bromine treated pools. Before using this product check for metals and if present, add a stain and scale inhibitor to prevent staining of pool surface due to metals. When using other products as outlined in the directions for this product, always follow directions on those products.

Application Method

With the pool pump in operation, broadcast the product evenly, holding container close to the pool surface, into the deep end of the pool. In potentially bleachable surfaced pools such as vinyl, paint, fiberglass, or colored plaster, brush any undissolved product from pool surfaces. **NEVER ALLOW UNDISSOLVED PRODUCT TO REST IN CONTACT WITH BLEACHABLE POOL SURFACES.**

*NOTE: In bleachable surfaced pools less than 4 feet deep or when water is less than 65° F, predissolve this product prior to applying evenly around the edge of the pool. Dissolve this product outdoors, in a clean plastic bucket stirring with a clean plastic or wooden spoon. Add this product to water; NEVER add water to product. NEVER add more than 1 pound of this product to less than 3 gallons of cool water. **NEVER MIX THIS PRODUCT WITH ANY OTHER PRODUCT.**

Kill Algae Application

To kill algae when algae growth is evident in the pool.

Brush all pool surfaces with a surface compatible brush prior to application of product. Apply this product at a rate of 2 pounds (see Application Method) per 12,000 gallons of water into the deep end of the pool when the pool is not in use (preferably at night). Keep the circulation system operating continuously for the next 24 hours, then backwash or clean the filter.

Reentry into treated swimming pool is prohibited above levels of 4 ppm chlorine due to risk of bodily injury.

{Directions to be used for killing swimming pool algae, Option B}

FOR KILLING SWIMMING POOL ALGAE

Algae doesn't stand a chance with [BurnOut® Extreme] {or} [this product] on the case! It not only kills all types of swimming pool algae in your water, it also rids the pool of unsightly algae spots for easier maintenance. Suitable for pools sanitized with either chlorine or bromine products, there's no need to *pre-dissolve [BurnOut® Extreme] {or} [this product]—so application is also a breeze.

DIRECTIONS FOR USE: It is a violation of Federal Law to use this product in a manner inconsistent with its labeling. Read entire label and use strictly in accordance with precautionary statements and directions.

1. Check all pool equipment and be sure it is working properly.
2. Backwash or clean filter following manufacturer's directions.
3. Test pH and adjust to between 7.2-7.6

ACCEPTED
 JAN 23 2007
 5185-496

- 4. In chlorinated pools, add a minimum 30 ppm stabilizer level to reduce the effects of sunlight upon the chlorine residual. NOTE: Do not add stabilizer to brominated pools.
- 5. Prior to use of [BurnOut® Extreme]{or}[this product], test pool water for the presence of metals. If any metals are present, add a stain inhibiting product to prevent the deposition of metal stains on pool surfaces.
- 6. When using other products as outlined in the directions for this product, always follow label directions of those products.

Dosage Directions

Kill Algae

To kill algae when algae growth is evident in the pool.

- 1. Brush all pool surfaces with a surface compatible brush prior to application of product.
- 2. Using Application Methods, apply [BurnOut® Extreme]{or}[this product] at a rate of 2 pounds per 12,000 gallons of water when the pool is not in use (preferably at night).
- 3. Keep the pool circulation pump on continuously for the next 24 hours, then backwash or clean the filter.

***Application Methods**

When the maximum depth of the pool is less than 4 feet deep or when water is less than 65° F, pre-dissolve using Application Method B. For all other applications, use Application Method A.

Application Method A

- 1. Be sure pool circulation pump is on.
- 2. Holding container close to pool surface, broadcast the appropriate dosage of [BurnOut® Extreme]{or}[this product] across the surface of the pool in the deep end of the pool.

NOTE: In pools with potentially bleachable surfaces, such as vinyl, paint, fiberglass or colored plaster, use a pool brush following application. Brush the surfaces to ensure dissolving of the product. Never allow undissolved product to rest in contact with bleachable pool surfaces.

Application Method B

- 1. Be sure pool circulation pump is on.
- 2. Dissolve this product outdoors. Use a clean plastic bucket and place water into the bucket. Then add product to water in bucket. Use a clean plastic or wooden spoon to stir. Never add more than 1 pound of this product to less than 3 gallons of cool water.
- 3. After dissolving [BurnOut® Extreme]{or}[this product], pour the solution around the edge of the pool with circulation pump on.

NOTE: NEVER MIX THIS PRODUCT WITH ANY OTHER PRODUCT.

Reentry into treated swimming pool is prohibited above levels of 4 ppm chlorine due to risk of bodily injury.

ACCEPTED

JAN 23 2007

5185-496

18/23

{Directions to be used for spa and hot tub treatment, Option A.}

SPA & HOT TUB TREATMENT

When used as directed, this product is an effective sanitizer for spa and hot tub water. This product provides a chlorine residual to kill bacteria and keep the water clean. This product may also be used as a shock treatment for chlorinated or brominated spas to oxidize contaminants in spa and hot tub water.

DIRECTIONS FOR USE: It is a violation of Federal Law to use this product in a manner inconsistent with its labeling. Read entire label and use strictly in accordance with precautionary statements and directions.

Ensure all spa/hot tub equipment is working properly. Clean the filter system following manufacturer's directions. Allow circulation system to operate for 5 minutes. Adjust and maintain spa/hot tub water pH to between 7.2 and 7.6. Test free available chlorine or bromine residual. When using other products as outlined in the directions for this product, always follow directions on those products. Some oils, lotions, fragrances, cleaners, etc. may cause temporary foaming or cloudy water as well as reduce the efficiency of this product.

Maintaining Spa/Hot Tub Water: With circulating pump operating, holding container close to spa surface, apply [0.5 oz.] *{or}* [1 tbs] of this product per 500 gallons of water. Allow pump to run 5 minutes prior to testing. Test and maintain a free available chlorine concentration of 3-5 ppm.

Shocking Chlorine or Bromine Treated Spa/Hot Tub Water: After each use or on a weekly basis, shock treat with [1.5 oz.] *{or}* [3 tbs] of this product per 500 gallons of water to control odor and algae.

Reentry into treated spa/hot tub is prohibited above levels of 5 ppm chlorine due to risk of bodily injury.

{Directions to be used for spa and hot tub treatment, Option B.}

SPA & HOT TUB TREATMENT

Restore the sparkle to your chlorine or bromine treated spa or hot tub water with [BurnOut® Extreme] *{or}* [this product]! A powerful sanitizer treatment, [BurnOut® Extreme] *{or}* [this product] provides the chlorine residual you need to effectively kill bacteria and keep the water clean. [BurnOut® Extreme] *{or}* [This product] may also be used as a shock treatment for chlorinated or brominated spas to oxidize contaminants in spa and hot tub water. And, since no pre-dissolving is required prior to application, it's also extremely easy to use.

DIRECTIONS FOR USE: It is a violation of Federal Law to use this product in a manner inconsistent with its labeling. Read entire label and use strictly in accordance with precautionary statements and directions.


1. Ensure all spa/hot tub equipment is working properly.
2. Clean the filter system following manufacturer's directions.
3. Allow circulation system to operate for 5 minutes.
4. Adjust and maintain spa/hot tub water pH to between 7.2 and 7.6.
5. Test free available chlorine or bromine residual.
6. When using other products as outlined in the directions for this product, always follow label directions of those products.

NOTE: Some oils, lotions, fragrances, cleaners, etc. may cause temporary foaming or cloudy water as well as reduce the efficiency of [BurnOut® Extreme] *{or}* [this product].

Dosage Directions

Maintaining Spa/Hot Tub Water:

1. Be sure circulation pump is on.



19/23

- 2. To maintain a 3 – 5 ppm free available chlorine residual, holding container close to spa surface, apply dosage based on this chart.

100 gallons	200 gallons	300 gallons	400 gallons	500 gallons
[3/4 tsp] {or} [0.1 oz.]	[1 1/2 tsp] {or} [0.2 oz.]	[2 tsp] {or} [0.3 oz.]	[2 1/2 tsp] {or} [0.4 oz.]	[1 tbs] {or} [0.5 oz.]

- 3. Allow pump to operate for 5 minutes.
- 4. Test free available chlorine residual.
- 5. If free available chlorine residual is less than 3 ppm, repeat steps 1-4. If the free available chlorine residual is at least 3 ppm but no more than 5 ppm, proceed to step 6.
- 6. Test the pH of the water and adjust as necessary to maintain a pH of 7.2 – 7.6.

Shocking Chlorinated or Brominated Spa/Hot Tub Water:


- 1. After each use or on a weekly basis apply a shock treatment.
- 2. Be sure the circulation pump is on.
- 3. To shock a chlorine or bromine treated spa, holding container close to spa surface, apply dosage based on this chart.

100 gallons	200 gallons	300 gallons	400 gallons	500 gallons
[2 tsp] {or} [0.3 oz.]	[3 1/2 tsp] {or} [0.6 oz.]	[5 1/2 tsp] {or} [0.9 oz.]	[2 tbs + 1 tsp] {or} [1.2 oz.]	[3 tbs] {or} [1.5 oz.]

- 4. Allow pump to operate for at least 5 minutes following application of this product.

NOTE: NEVER MIX THIS PRODUCT WITH ANY OTHER PRODUCT.

Reentry into treated spa/hot tub is prohibited above levels of 5 ppm chlorine due to risk of bodily injury.



20/23

{Directions to be used on multi-purpose use label, using Option A text from above.}

DIRECTIONS FOR USE: It is a violation of Federal Law to use this product in a manner inconsistent with its labeling. Read entire label and use strictly in accordance with precautionary statements and directions.

Ensure all pool equipment is working properly. Backwash or clean filter system following manufacturer's directions. Adjust pH to between 7.2-7.6. In chlorinated pools, add a minimum 30 ppm stabilizer level to reduce the effects of sunlight upon the chlorine residual. Do not add stabilizer to bromine treated pools. Before using this product check for metals and if present, add a stain and scale inhibitor to prevent staining of pool surface due to metals. When using other products as outlined in the directions for this product, always follow directions on those products.

Application Method

With the pool pump in operation, broadcast the product evenly, holding container close to the pool surface, into the deep end of the pool. In potentially bleachable surfaced pools such as vinyl, paint, fiberglass, or colored plaster, brush any undissolved product from pool surfaces. NEVER ALLOW UNDISSOLVED PRODUCT TO REST IN CONTACT WITH BLEACHABLE POOL SURFACES.

*NOTE: In bleachable surfaced pools less than 4 feet deep or when water is less than 65° F, predissolve this product prior to applying evenly around the edge of the pool. Dissolve this product outdoors, in a clean plastic bucket stirring with a clean plastic or wooden spoon. Add this product to water; NEVER add water to product. NEVER add more than 1 pound of this product to less than 3 gallons of cool water. NEVER MIX THIS PRODUCT WITH ANY OTHER PRODUCT.

FOR SWIMMING POOL [SHOCK] {or} [OXIDIZER] TREATMENT

Scheduled, frequent use of this product will maintain water sparkle and swimmer comfort by destroying and/or removing contaminants such as perspiration and suntan oils. These contaminants can cause cloudy, dull water, eye irritation and strong odors. This product may be used in pools sanitized with chlorine or bromine.

[Shock] {or} [Oxidizer] Application

Apply this product at a rate of 1 pound (see Application Method) per 20,000 gallons every week (alternatively 1 pound per 10,000 gallons of water every other week) into the deep end of the pool when the pool is not in use (preferably at night). Reapply after heavy rain or heavy bather loads.

Reentry into treated swimming pool is prohibited above levels of 4 ppm chlorine due to risk of bodily injury.

SWIMMING POOL SANITIZER

When used as directed, this product will control bacteria and aid in the control of algae growth. This product provides a source of chlorine residual to keep the water clear and clean. This product may also be used for superchlorination treatment to correct conditions of cloudy water, high levels of combined chlorine and algae growth.

Initial Chlorination: Use this method if you are opening your pool in the spring, the pool has not been maintained for several weeks, or if the pool is freshly filled. Brush all pool surfaces with circulation pump operating. Following the above Application Method, add 1 oz. of this product for each 1,000 gallons of water. After two hours, test free available chlorine residual. Repeat dosage until you obtain a free available chlorine residual of 1 - 4 ppm.

Regular Use Dosage: Subsequently using Application Method, add 4-10 oz. of this product per 10,000 gallons daily, or as often as needed to maintain a free available chlorine residual of 1 - 4 ppm.

After use of this product add a quaternary or polyquaternary type algicide to provide additional algae control.

ACCEPTED
JAN 23 2007
5185-496

21/23

Superchlorination Application

Superchlorination is needed when cloudy water, strong chlorine odors, eye irritation or high levels of combined chlorine are encountered.

Apply this product at a rate of 2 pounds (see Application Method) per 12,000 gallons of water when the pool is not in use (preferably at night).

Reentry into treated swimming pool is prohibited above levels of 4 ppm chlorine due to risk of bodily injury.

WINTER SWIMMING POOL TREATMENT

This product provides an effective treatment to help keep pool water clean during the winter months. An effective closing process will use both this product and a preventative algicide. Closing the pool after the water temperature has dropped below 65° F and opening the pool before the water temperature rises above 65° F, will help make spring opening easier.

Winterizing Application

Properly prepare the pool for closing by vacuuming debris from the pool and cleaning the filter following the filter manufacturer's directions. With pool pump in operation, and when water temperature is below 65°, apply 2 pounds of product per 12,000 gallons (see Application Method). Brush any undissolved product on pool surfaces. Continue to operate circulation pump for at least 2 hours following product application. Then apply a [BioGuard] {or}{appropriate brand name of supplemental registrant] winterizing algae treatment following appropriate directions. Cover pool and prepare pump, filter and heater components for winter by following manufacturers' instructions.

A second treatment of this product in mesh covered or non-covered pools may be required prior to water freezing (mid-winter). If second treatment is required, pre-dissolve treatment (see Application Method above) and pour in water along edges of the pool.


FOR KILLING SWIMMING POOL ALGAE

When used as directed, this product kills algae and will rid your pool of unsightly algae spots. This product also kills all types of swimming pool algae. It may be used in pools sanitized with chlorine or bromine.

Kill Algae Application

To kill algae when algae growth is evident in the pool. Brush all pool surfaces with a surface compatible brush prior to application of product. Apply this product at a rate of 2 pounds (see Application Method) per 12,000 gallons of water into the deep end of the pool when the pool is not in use (preferably at night). Keep the circulation system operating continuously for the next 24 hours, then backwash or clean the filter.

Reentry into treated swimming pool is prohibited above levels of 4 ppm chlorine due to risk of bodily injury.



22/23

{Storage and Disposal instructions for products with recreational use patterns, e.g. swimming pool & spa products when sold in other than bags.}

[STORAGE AND DISPOSAL: Keep this product dry in original tightly closed container when not in use. Store in a cool, dry, well-ventilated area away from heat or open flame. Moisture may decompose this product and cause a violent reaction leading to fire and explosion. In case of decomposition, isolate container if possible and flood area with large amounts of water to dissolve all material before discarding this container. Do not contaminate food or feed by storage or disposal. **CONTAINER DISPOSAL:** Do not reuse container, but place in trash collection. Rinse thoroughly before discarding in trash.]

{Storage and Disposal instructions for products with recreational use patterns, e.g. swimming pool & spa products when product is sold in bags.}

[STORAGE AND DISPOSAL Keep this product dry in its original unopened bag until use. For partially used bags, fold over top of bag and secure with adhesive tape. Store unopened and partially used bags in a secure location away from children. Store in a cool, dry, well-ventilated area away from heat or open flame. Moisture may decompose this product and cause a violent reaction leading to fire and explosion. In case of decomposition, isolate bag if possible and flood area with large amounts of water to dissolve all material before discarding this bag. Do not contaminate food or feed by storage or disposal. **CONTAINER DISPOSAL:** Rinse empty bag thoroughly. Discard in trash. Do not reuse bag.]

PRECAUTIONARY STATEMENTS

HAZARDS TO HUMANS AND DOMESTIC ANIMALS: DANGER: Corrosive. Causes irreversible eye damage and skin burns. Harmful if swallowed. Harmful if absorbed through skin. Prolonged or frequently repeated skin contact may cause allergic reactions in some individuals. Avoid contact with skin, eyes or clothing. Wear protective eyewear (goggles or safety glasses). Wear protective clothing and rubber gloves when handling this product. Irritating to nose and throat. Avoid breathing dust and fumes. Wash thoroughly with soap and water after handling and before eating, drinking, chewing gum or using tobacco. Remove contaminated clothing and wash clothing before reuse.

PHYSICAL OR CHEMICAL HAZARDS: STRONG OXIDIZING AGENT: Do not mix with other chemicals. Mix only with water. Never add water to product. Always add product to large quantities of water. Use clean dry utensils. Do not add this product to any dispensing device containing remnants of any other product. Such use may cause a violent reaction leading to fire or explosion. Contamination with moisture, organic matter or other chemicals will start a chemical reaction and generate heat, hazardous gas, possible fire and explosion. In case of contamination or decomposition, do not reseal container. If possible, isolate container in open air or well-ventilated area. Flood area with large volumes of water.


{Environmental hazards statement for end-use products in containers of less than 5 gallons (liquid) or less than 50 pounds (solid, dry weight).}

[ENVIRONMENTAL HAZARDS: This pesticide is toxic to fish and aquatic organisms.]

{Environmental hazards statement for end-use products in containers of equal to or greater than 5 gallons (liquid) or equal to or greater than 50 pounds (solid, dry weight).}

[ENVIRONMENTAL HAZARDS: This pesticide is toxic to fish and aquatic organisms. Do not discharge effluent containing this product into lakes, streams, ponds, estuaries, oceans or other waters unless in accordance with the requirements of a National Pollutant Discharge Elimination System (NPDES) permit and the permitting authority has been notified in writing prior to discharge. Do not discharge effluent containing this product to sewer systems without previously notifying the local sewage treatment plant authority. For guidance contact your State Water Board or Regional Office of the EPA.]

NOTE: Buyer assumes all responsibility for safety and use not in accordance with directions.



{The following is optional text to be used at BioLab's discretion with swimming pool use directions. This information is non-essential and will be provided only as a courtesy. Will not appear on all swimming pool products.}

TO DETERMINE POOL CAPACITY

Rectangular Pools-Length times width times average depth (in feet) times 7.5 equals gallons.

Round and Oval Pools-Long diameter times short diameter times average depth (in feet) time 5.9 equals gallons.

