



UNITED STATES ENVIRONMENTAL PROTECTION AGENCY
WASHINGTON, DC 20460

OFFICE OF CHEMICAL SAFETY
AND POLLUTION PREVENTION

April 19, 2017

Mr. Mark Jernigan
Registration Manager for,
BioLab, Inc.
P. O. Box 300002
Lawrenceville, GA 30049

Subject: Notification per PRN 98-10 – Add additional Marketing Statements and Graphics
Product Name: Terminator
EPA Registration Number: 5185-473
Application Date: March 22, 2017
Decision Number: 528131

Dear Mr. Jernigan:

The Agency is in receipt of your Application for Pesticide Notification under Pesticide Registration Notice (PRN) 98-10 for the above referenced product. The Antimicrobials Division (AD) has conducted a review of this request for its applicability under PRN 98-10 and finds that the action requested falls within the scope of PRN 98-10.

The label submitted with the application has been stamped “Notification” and will be placed in our records.

Should you wish to add/retain a reference to the company’s website on your label, then please be aware that the website becomes labeling under the Federal Insecticide Fungicide and Rodenticide Act and is subject to review by the Agency. If the website is false or misleading, the product would be misbranded and unlawful to sell or distribute under FIFRA section 12(a)(1)(E). 40 CFR 156.10(a)(5) list examples of statements EPA may consider false or misleading. In addition, regardless of whether a website is referenced on your product’s label, claims made on the website may not substantially differ from those claims approved through the registration process. Therefore, should the Agency find or if it is brought to our attention that a website contains false or misleading statements or claims substantially differing from the EPA approved registration, the website will be referred to the EPA’s Office of Enforcement and Compliance.

Page 2 of 2
EPA Reg. No. 5185-473
Decision No. 528131

If you have any questions, you may contact Karen M. Leavy at (703)-308-6237 or via email at Leavy.Karen@epa.gov.

Sincerely,

A handwritten signature in black ink that reads "Karen M. Leavy, Esq.". The signature is written in a cursive style with a large initial 'K' and a trailing comma.

Eric Miederhoff
Product Manager 31
Regulatory Management Branch I
Antimicrobials Division (7510P)
Office of Pesticide Programs

*{All text in brackets [xxx] is optional and may or may not be included on a final label.}
{All text in braces {xxx} is administrative and will not appear on a final label.}*

Terminator [Algaecide]

ACTIVE INGREDIENT:

Copper (metallic)*

3.3%

OTHER INGREDIENTS:**

96.7%

TOTAL

100.0%

*Derived from copper sulfate pentahydrate (CAS No. 7758-99-8)

**Contains polymeric polyacrylate and gluconate stabilizing agents

NOTIFICATION

5185-473

The applicant has certified that no changes, other than those reported to the Agency have been made to the labeling. The Agency acknowledges this notification by letter dated:

04/19/2017

KEEP OUT OF REACH OF CHILDREN

WARNING

See [back] [side] panel for First Aid and additional Precautionary Statements. *{If First Aid appears on back or side panel}*

See [back] [side] panel for additional Precautionary Statements. *{If First Aid appears on front panel}*

BIOLAB, INC.

PO BOX 300002

LAWRENCEVILLE, GEORGIA 30049

EPA REG. NO. 5185-473

EPA EST. NO. 5185-GA-1 [(BL)] {or} [(Z)]
7616-CA-1 [(C)]

{If multiple EPA Establishment Numbers appear on the label.}

[Actual establishment shown in code above or below label printed on [bottle] [container]]

[Letter designation in lot code printed above or below on [bottle] [container] identifies actual establishment.]

[U.S. Patent # 5,541,150]

Net Contents: *{as indicated on container}*

THE INFORMATION IN THIS BOX IS NOT PART OF LABELING

FOR SWIMMING POOL USE ONLY

Statements in brackets [] are optional.

*{Optional marketing statements that may be used with **all** use directions}*

{Reader Note: This product is an algaecide that may be sold interchangeably as either Step 4 or Step 5 of a swimming pool care program, depending on the brand. Production labels for brands that use “Steps” to call out product function will only use Step 4 or Step 5, but not both, to identify this product as an algaecide.}

[For Swimming Pool Use Only]

[Effective]

[Non-Staining†] [Formula]

[Non-Foaming]

[Non-Staining† and Ideal for Pools]

[Won't stain† [pools]]

[Ideal for Pools]

[Long Lasting]

[Patented formula]

[Algae makes me mad!]

[Effective]

[Black]

[Mustard]

[Green]

[Basic green algae; [most common type]; [free-floating, but may form on surfaces]; [can tint water green during blooms]]

[Stubborn mustard algae; [yellowish dust/slime]; [fast-growing]; [clings to surfaces]; [needs algaecide since it resists chlorine]

[Tough black algae; [black or green/blue spots]; [firmly attaches to surfaces with roots]; [forms protective crust]]

[[Also] attacks the algae [spores] you don't see]

[[For use] [Works] in all pool [types] [and] [filter types] [chlorine] [salt] [bromine] [in ground] [above ground] [small pools] [inflatables] [pop-ups] [gunite] [vinyl] [plaster] [fiberglass] [concrete] [aggregate]]

[For use in all pool types, surface types, and filter types [chlorine] [salt] [bromine] [in ground] [above ground] [small pools] [inflatables] [pop-ups] [gunite] [vinyl] [plaster] [fiberglass] [concrete] [aggregate]]

[Green algae are the most common]

[Green algae can be free-floating or [surface-clinging] [cling to the surface]]

[Mustard algae usually grows in shade]

[Mustard algae cling to walls]

[Mustard algae can form even with proper sanitation and filtration]

[Black algae grow in colonies]

[Algaecide with clarifiers]

[Algaecide and clarifier]

[Works in all kinds of swimming pools]

[What?] *{For use on front panel of label as a header above/beside product name.}*

[Why?] *{For use on front panel of label as a header above/beside marketing statements chosen from accepted label text that relates to the consumer features and benefits of product.}*

[Made in USA]

[Suitable for opening pools]

[Can be used in salt pools]

[Compatible with salt pools]

THE INFORMATION IN THIS BOX IS NOT PART OF LABELING

FOR SWIMMING POOL USE ONLY

Statements in brackets [] are optional.

[Per Use Directions]

[Non-Foaming Formula]

[Does Not Foam]

[Use where foam is a concern]

[For use in all pool types]

[Suitable for all pools]

[Suitable for all pool types]

[Can be used in all pools]

[Use in [in-ground][and][above ground][pools]]

[Easy to use]

[Compatible with all pools]

[Step 4] *{Reader Note: Will only be used with brands that identify algaecides as Step 4.}*

[4 Algaecide] *{Reader Note: Will only be used with brands that identify algaecides as Step 4.}*

[A Non-Staining† Pool [Algaecide] [Algicide]]

[An Effective, Non-Staining† Pool [Algaecide] [Algicide] for All Types of Algae]

[A Non-Staining† Pool [Algaecide] [Algicide] for All Types of Algae]

[An Effective Pool [Algaecide] [Algicide] for All Types of Algae]

[An Effective, Non-Staining† Pool [Algaecide] [Algicide] for All Types of Algae]

[An Effective Pool [Algaecide] [Algicide] for All Types of Algae]

[[Patented] [non-staining†], [non-foaming] formula]

[[Patented] [non-staining†], [non-foaming] Pool [Algaecide] [Algicide] formula]

[All-in-one†† algaecide]

[All-in-one†† algae killer]

[[Effective], [all-in-one††] [all purpose††] algaecide that kills [all types of] pool algae to [quickly] clean pools]

[All purpose†† algaecide]

[All purpose†† algae killer]

[††Kills green, mustard and black pool algae]

[For use with all filter & surface types]

[Easy 1 2 3 Pool Care Brand System]

[Remedy]

[Salt Pool Compatible]

{Following Chart is Optional}

Pool Types	Chlorine Saltwater Bromine	Inground Aboveground Pop-Up
Surface Types	Vinyl Plaster Aggregate	Gunite Fiberglass Concrete
Filter Types	D.E. Sand	Cartridge Zeolite

THE INFORMATION IN THIS BOX IS NOT PART OF LABELING

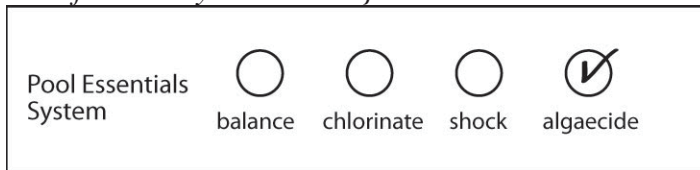
FOR SWIMMING POOL USE ONLY

Statements in brackets [] are optional.

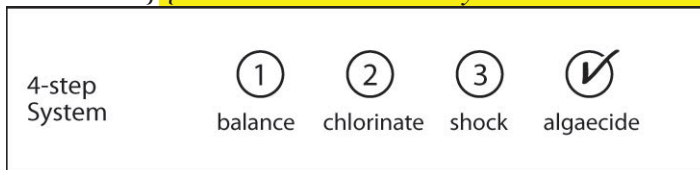
{Following Chart is Optional}

[Sanitizer	Chlorine	Salt	Bromine]
[Pool Type	In ground	Above ground	Pop-Up]
[Surface Type	Aggregate Gunite	Concrete Plaster	Fiberglass Vinyl]
[Filter Type	D.E., Sand, Cartridge, Zeolite]		

{The “Pool Essentials System” box below may be placed on the label to allow easy product category identification by consumers.}



{The “4-step System” box below may be placed on the label to allow easy product category identification by consumers.} **{Reader Note: Will only be used with brands that identify algaecides as Step 4.}**



{Optional marketing statements that may be used if label contains directions for treatment of algae}

[All purpose algae [destroyer] [killer]]

[Quick [and] [&] effective]

[[Fast] [and] [&] effective]

[Fast]

[[Fast] [and] Effective [Against] All Algae]

[Destroys algae]

[[Fast.] Effective. Kills all types]

[Kills all types]

[Black]

[Mustard]

[Green]

[Basic green algae; [most common type]; [free-floating, but may form on surfaces]; [can tint water green during blooms]]

[Stubborn mustard algae; [yellowish dust/slime]; [fast-growing]; [clings to surfaces]; [needs algaecide since it resists chlorine] [chlorine-resistant so it needs an algaecide to kill it]

[Tough black algae; [black or green/blue spots]; [firmly attaches to surfaces with roots]; [forms protective crust]]

THE INFORMATION IN THIS BOX IS NOT PART OF LABELING

FOR SWIMMING POOL USE ONLY

Statements in brackets [] are optional.

[Takes algae from bloom to doom [in just 24 hrs]]

[Algae is a nuisance. [No matter what kind [of algae] you have] use [Terminator] [this product] to quickly get rid of it.]

[[Terminator] [this product] kills all [types of] algae with a [patented] [non-staining] [non-foaming] copper based formula.]

[Brushing is [extremely] important when curing black algae]

[Treats [black] [mustard] [and] [green] [algae]]

[[Algaecide with clarifiers] [that] kills algae [and] [&] clears cloudy water]

[Destroys [Pool] Algae***]

[Kills [Pool] Algae***]

[Destroys All [Pool] Algae***]

[Destroys all types of [pool] algae – quickly and effectively***]

[Quickly and effectively destroys [all] [types of] [pool] algae***]

[Kills All Algae*** Fast]

[Kills [all types of***] pool algae in [as soon as] [24] [twenty-four] [hours] [hrs]]

[*** [Black] [Mustard] [Green]]

[[24] [twenty-four] [hour] [hr] results]

[Works in [as soon as] [24] [twenty-four] [hours] [hrs]]

[[24] [twenty-four] [hours] [hrs] to dead algae]

[Kills algae in [as soon as] [24] [twenty-four] [hours] [hrs]]

[[Just] pour it in, [and] algae dies in [as soon as] [24] [twenty-four] [hours] [hrs]]

[[Just] pour it in, [and] algae are destroyed in [as soon as] [24] [twenty-four] [hours] [hrs]]

[[Just] pour it in, [and] algae are killed in [as soon as] [24] [twenty-four] [hours] [hrs]]

[[Just] pour it in, [and] algae are eliminated in [as soon as] [24] [twenty-four] [hours] [hrs]]

[[Just] pour it in, [and] algae are annihilated in [as soon as] [24] [twenty-four] [hours] [hrs]]

[Algae dies in [as soon as] [24] [twenty-four] [hours] [hrs]]

[24]

[Results in [as soon as] 24 Hours]

[Kills algae and clears water]

[Simple Solution for All Pool Algae Problems]

[Treats 10,000 gallons] *{This statement will only be used when sold in pint size for Treatment}*

[Treats 20,000 gallons] *{This statement will only be used when sold in quart size for Treatment}*

[Treats [up to] 25,000 gallons] *{This statement will only be used when sold in 40 fl oz size for Treatment}*

[Treats [up to] 30,000 gallons] *{This statement will only be used when sold in 48 fl oz size for Treatment}*

[Treats [up to] 32,000 gallons] *{This statement will only be used when sold in 51.2 fl oz size for Treatment}*

[Treats [up to] 35,000 gallons] *{This statement will only be used when sold in 56 fl oz size for Treatment}*

[Treats [up to] 38,000 gallons] *{This statement will only be used when sold in 60.8 fl oz size for Treatment}*

[Treats 40,000 gallons] *{This statement will only be used when sold in half gallon size for Treatment}*

[Kills algae]

[Kills all types of algae]

[[Yuck! You've got a bad case of algae, don't you?] [Don't know what type of algae you have or what algaecide works best in your pool? No problem. I've got you covered.] [Need it gone [fast]? I get results in [as soon as] 24 hours [or less.]]

[I take [the] stress out of any algae mess]

THE INFORMATION IN THIS BOX IS NOT PART OF LABELING

FOR SWIMMING POOL USE ONLY

Statements in brackets [] are optional.

[[The] [patented] formula kills any kind of algae]

[[Gets] results in [just] [as soon as] 24 hours]

[What are we waiting for? Let's kill some algae!]

[When?] *{For use on front panel of label as a header above/beside text chosen from accepted label text that relates to the consumer anticipated frequency of product use.}*

[As needed]

[When?] [What kind of algae do you have? (x) green (x) mustard (x) black]

[Kills [all] algae without creating foam problems]

[For treatment of [green][mustard][black] algae]

[Kills All Pool Algae Types]

[Kills Green, Mustard and Black Algae]

[Kills All Types of Pool Algae]

[All-in-one^{††} algaecide]

[All-in-one^{††} algae killer]

[[Effective], [all-in-one^{††}] [all purpose^{††}] algaecide that kills [all types of] pool algae to [quickly] clean pools]

[All purpose^{††} algaecide]

[All purpose^{††} algae killer]

[^{††}Kills green, mustard and black pool algae]

*{Optional marketing statements that may be used if label contains directions for both **prevention and treatment** of algae}*

[Kills and Controls All Pool Algae Types]

[Prevents and Kills Green, Mustard and Black Algae]

[A Non-Staining[†] All Purpose Pool [Algaecide] [Algicide]]

[Kills and Prevents All types of Pool Algae [Including Black, Green & Mustard Algae]]

[Kills and Prevents Green, Mustard & Black Algae]

[All Algae Killer and Preventative]

[Have leftover product? Use as a preventative treatment, [so] algae [spores] of any kind won't have a chance to bloom in your pool for the rest of the season. See directions for more details.]

[Effective [Kill][and][Prevent] Algae Treatment]

[Algae killer and preventor]

[Step 4 Algae Control and Prevention] *{Reader Note: Will only be used with brands that identify algaecides as Step 4.}*

[Step 4 Algae Kill and Prevention] *{Reader Note: Will only be used with brands that identify algaecides as Step 4.}*

[[Fast Acting] [All][Green][Mustard][Black][Algae][Kill][and][Preventative][Treatment]]

[An All Purpose Pool [Algaecide] [Algicide]]

[All purpose]

[All-in-one^{††} algaecide]

[All-in-one^{††} algae killer]

[[Effective], [all-in-one^{††}] [all purpose^{††}] algaecide that kills [all types of] pool algae to [quickly] clean pools]

[All purpose^{††} algaecide]

[All purpose^{††} algae killer]

[^{††}Kills green, mustard and black pool algae]

[Kills [all types of] pool algae in [24] [twenty-four] [hours] [hrs]]

[Kills [all types of***] pool algae in [24] [twenty-four] [hours] [hrs]]

[*** [Black] [Mustard] [Green]]

THE INFORMATION IN THIS BOX IS NOT PART OF LABELING

FOR SWIMMING POOL USE ONLY

Statements in brackets [] are optional.

{Optional marketing statements that may be used if label contains directions for prevention of algae.}

[Controls All Pool Algae Types]

[Prevents Green, Mustard and Black Algae]

[A Non-Staining†, All Purpose Preventative Pool [Algaecide] [Algicide]]

[A Preventative Pool [Algaecide] [Algicide]]

[A Non-Staining† Pool [Algaecide] [Algicide]]

[An All Purpose Preventative Pool [Algaecide] [Algicide]]

[A Non-Staining† Preventative Pool [Algaecide] [Algicide]]

[An Effective, Non-Staining† Pool [Algaecide] [Algicide] for All Types of Algae]

[A Non-Staining† Pool [Algaecide] [Algicide] for All Types of Algae]

[An Effective, Pool [Algaecide] [Algicide] for All Types of Algae]

[An Effective, Non-Staining† Pool [Algaecide] [Algicide] for All Types of Algae]

[An Effective Pool [Algaecide] [Algicide] for All Types of Algae]

[Algae [spores] constantly enter[s] the pool by wind and rain [and] [even contaminated swimsuits] [and] [pets].

Warm weather, unbalanced water or excessive sun exposure provide an environment for algae [spores] to bloom. Poor circulation, lack of sanitation, and inadequate filtration are the main causes of an algae outbreak.

Use [Terminator] [this product] as a preventative treatment so algae [spores] [doesn't]{or}[don't] have the opportunity to bloom.]

[Prevents algae]

[Prevents all types of algae]

[When?] *{For use on front panel of label as a header above/beside text chosen from accepted label text that relates to the consumer anticipated frequency of product use.}*

[1 X a week] *{For use on front panel when directions for use includes weekly algae prevention dosage rates.}*

[Controls algae without producing foam]

[Controls algae without creating foam problems]

[Concentrate formula controls all forms of swimming pool algae]

[Helps control green water due to algae]

[Controls [Green][Mustard][Black] Algae]

[Keeps water clear and free of visible [green][mustard][black] algae]

[For [fast][green][mustard][black] algae control]

[For control of algae growth]

[All-in-one†† algaecide]

[All purpose†† algaecide]

[††Kills green, mustard and black pool algae]

{Optional marketing statements that may be used with prevention of pool algae directions as 30 day algaecide in addition to optional marketing statements appearing under above section prevention of pool algae directions.}

[30 day [algaecide] [algicide]]

[Treats up to 30 days]

[Lasts 30 days]

[Lasts 1 month]

[Apply [monthly] [once per month]]

THE INFORMATION IN THIS BOX IS NOT PART OF LABELING

FOR SWIMMING POOL USE ONLY

Statements in brackets [] are optional.

[1 month application]

[Convenient [30 day] [once per month] [monthly] [application]]

{Optional marketing statements that may be used with prevention of pool algae directions as 60 day algaecide in addition to optional marketing statements appearing under above section prevention of pool algae directions.}

[60 day [algaecide] [algicide]]

[Treats up to 60 days]

[Lasts 60 days]

[Lasts 2 months]

[Apply [bimonthly] [every other month] [every 2 months]]

[[Every other] [2] month application]

[Convenient [60 day] [every other month] [every 2 months] [bimonthly] [application]]

{Optional marketing statements that may be used with winterization.}

[Specially Formulated to Meet the Specific Needs of Winter Pool Water]

[Use for Complete Winter Protection]

[Prevents Algae Growth During Winter Months]

[Treats 12,000 gallons] *{This statement will only be used when sold in pint bottles for Winterization}*

[Treats 24,000 gallons] *{This statement will only be used when sold in quart bottles for Winterization}*

[Treats 48,000 gallons] *{This statement will only be used when sold in half gallon bottles for Winterization}*

[Non-Foaming]

[Winter Algae Preventative]

[Reduces growth of green and blue-green algae in pools over the winter months]

[Reduces growth of green algae in pools during the winter]

[Suitable for closing pools]

{Optional marketing statements that may be used for prevention and treatment of algae in small pools}

[Kills and Controls All [Small] [Vinyl] Pool Algae Types]

[Prevents and Kills Green, Mustard and Black Algae]

[Non-Staining† and Ideal for [Small] [Vinyl] Pools]

[Non-Staining†]

[Ideal for [Small] [Vinyl] Pools]

[Results in 24 Hours]

[Simple Solution for All Pool Algae Problems]

[A Non-Staining†, All Purpose Preventative Pool [Algaecide][Algicide]]

[A Preventative [Small] [Vinyl] Pool [Algaecide] [Algicide]]

[A Non-Staining† [Small] [Vinyl] Pool [Algaecide] [Algicide]]

[An All Purpose [Small] [Vinyl] Pool [Algaecide] [Algicide]]

[A Non-Staining† All Purpose [Small] [Vinyl] Pool [Algaecide] [Algicide]]

[An Effective, Non-Staining [Small] [Vinyl] Pool† [Algaecide] [Algicide] for All Types of Algae]

[A Non-Staining† [Small] [Vinyl] Pool [Algaecide] [Algicide] for All Types of Algae]

[An Effective, [Small] [Vinyl] Pool [Algaecide] [Algicide] for All Types of Algae]

THE INFORMATION IN THIS BOX IS NOT PART OF LABELING

FOR SWIMMING POOL USE ONLY

Statements in brackets [] are optional.

[An Effective, Non-Staining†[Small] [Vinyl] Pool [Algaecide] [Algicide] for All Types of Algae]

[An Effective [Small] [Vinyl] Pool [Algaecide] [Algicide] for All Types of Algae]

[Kills and Prevents All types of [Small] [Vinyl] Pool Algae [Including Black, Green & Mustard Algae]]

[Kills and Prevents Green, Mustard & Black Algae]

[Treats [Small] [Vinyl] Pools of All Volumes]

[Non-Foaming]

[All Algae Killer and Preventative]

{Directions to be used for prevention and treatment of algae_}

Swimming Pool [Algaecide] [Algicide] and Algae Preventative

Terminator [algaecide] [algicide] is a highly effective, patented, non-staining [algaecide] [algicide] that kills and controls all types of algae in swimming pools. **Terminator** [algaecide] [algicide] is especially recommended for killing and controlling green, blue-green (frequently called black or spot algae) and mustard algae growths. This product is formulated for use in chlorine or bromine sanitized swimming pools of all surface and filter types.

IMPORTANT NOTES:

1. Do not use in pools sanitized with biguanides or pools treated with hydrogen peroxide.
2. Prior to the initial application of this product, test pool water for the presence of metals. If metals are present, apply a metal stain preventative per label directions.
3. When using other products, always follow label directions for those products.
4. [† In use dilution, this product is non-staining to pool surfaces and equipment.] *{or}* [† Full strength product will stain porous pool surfaces.]

DIRECTIONS FOR USE:

It is a violation of Federal Law to use this product in a manner inconsistent with its labeling. Read entire label and use strictly in accordance with precautionary statements and directions.

PRIOR TO APPLICATION:

1. Ensure all equipment is working properly. If necessary, clean the filter system.
2. Adjust pH between 7.2-7.6.
3. Establish and maintain proper chlorine or bromine levels. In chlorine-treated pools, add stabilizer to establish a minimum level of 30-40 ppm of cyanuric acid to reduce the degrading effects of sunlight on chlorine residual.
4. Vacuum leaves and any other foreign debris from pool.
5. Brush visible algae thoroughly from the pool's surface with a surface-compatible brush.

TO PREVENT ALGAE:

1. Initially apply 8 fluid ounces of this product per 10,000 gallons of pool water with pump and filter operating.
2. Thereafter, for weekly application intervals, add 1.5 fluid ounces per 10,000 gallons of pool water. For two week application intervals, add 3 fluid ounces per 10,000 gallons of pool water every other week. Apply more often if pool volume is diluted by heavy rain, frequent backwashing or partial drain/refill.
3. Wait at least 15 minutes after application before entering pool.

TREATMENT OF VISIBLE ALGAE:

1. [Add 1 lb. of [BreakOut] *{or}* [BreakOut Extra] *{or}* [BioGuard BurnOut³] *{or}* [granular calcium hypochlorite] per 10,000 gallons of pool water or 1 lb. of [BreakOut 35] [granular lithium hypochlorite] per 6,000 gallons of pool water. Follow application directions on these products.] *{or}* [Add 1 lb. of [Chlorinating Granules Plus] *{or}* [Shock with clarifier] *{or}* Vinyl Pool Shock] *{or}* [granular calcium hypochlorite] per 10,000 gallons of pool water. Follow application directions on that product.] *{or}* [Add 1 lb. of [BioGuard Master Dichloro Granular] *{or}* [Aqua-Clear Rapid Chlor] *{or}* [granular sodium dichloro-s-triazinetriene] per 10,000 gallons of pool water. Follow application directions on that product.]
2. Allow to circulate for 1 hour.
3. With pump and filter operating, apply 16 fluid ounces of **Terminator** [algaecide] [algicide] per 10,000 gallons of pool water directly to the pool water in areas of heaviest algae growth.
4. Continuously circulate pool water for 24 hours.

5. The next day, thoroughly brush pool surfaces.
6. In cases of persistent algae, repeat brushing and product application after 2-4 days.
7. [The use of a filter aid will enhance filter efficiency and algae removal.] *{or}* [The Chlorinating Granules Plus contains a built in clarifier/filtration enhancer to assist in removing dead algae.] *{or}* [RWP Shock Plus contains a built in clarifier/filtration enhancer to assist in removing dead algae.]

{Directions to be used for prevention of algae}

Prevention of Algae

Terminator is a highly effective, patented, non-staining [algaecide] [algicide] that controls all types of algae in swimming pools. **Terminator** [algaecide] [algicide] is especially recommended for controlling green, blue-green (frequently called black or spot algae) and mustard algae growths. This product is formulated for use in chlorine or bromine sanitized swimming pools of all surface and filter types.

IMPORTANT NOTES:

1. Do not use in pools sanitized with biguanides or pools treated with hydrogen peroxide.
2. Prior to the initial application of this product, test pool water for the presence of metals. If metals are present, apply a metal stain preventative per label directions
3. [† In use dilution, this product is non-staining to pool surfaces and equipment.] *{or}* [† Full strength product will stain porous pool surfaces.]
4. This product is designed to prevent the growth of algae. If visible growth is already present, it will be necessary to use a treatment product to kill the visible algae. [See your [Guardex] [Hydrotech] [Omni] Dealer.]

DIRECTIONS FOR USE:

It is a violation of Federal Law to use this product in a manner inconsistent with its labeling. Read entire label and use strictly in accordance with precautionary statements and directions.

PRIOR TO APPLICATION:

1. Ensure all equipment is working properly. If necessary, clean the filter system.
2. Adjust pH between 7.2-7.6.
3. Establish and maintain proper chlorine or bromine levels. In chlorine treated pools, add stabilizer to establish a minimum level of 30-40 ppm of cyanuric acid to reduce the degrading effects of sunlight on chlorine residual.
4. Vacuum leaves and any other foreign debris from pool.
5. Brush pool thoroughly with a surface-compatible brush.

TO PREVENT ALGAE:

1. With pump and filter operating, initially apply 8 fluid ounces of this product per 10,000 gallons of pool water.
2. Thereafter, for weekly application intervals, add 1.5 fluid ounces per 10,000 gallons of pool water. For two week application intervals, add 3 fluid ounces per 10,000 gallons of pool water every other week. Apply more often if pool volume is diluted by heavy rain, frequent backwashing or partial drain/refill.
3. Wait at least 15 minutes after application before entering pool.

{Directions to be used for prevention of pool algae for monthly application}

Prevention of Pool Algae

Terminator is a highly effective, patented, non-staining [algaecide] [algicide] that controls all types of algae in swimming pools. **Terminator** [algaecide] [algicide] is especially recommended for controlling green, blue-green (frequently called black or spot algae) and mustard algae growths. This product is formulated for use in chlorine or bromine sanitized swimming pools of all surface and filter types.

IMPORTANT NOTES:

1. Do not use in pools sanitized with biguanides or pools treated with hydrogen peroxide.
2. Prior to the initial application of this product, test pool water for the presence of metals. If metals are present, apply a metal stain preventative per label directions.
3. [† In use dilution, this product is non-staining to pool surfaces and equipment.] *{or}* [† Full strength product will stain porous pool surfaces.]
4. This product is designed to prevent the growth of algae. If visible growth is already present, it will be necessary to use a treatment product to kill the visible algae.

DIRECTIONS FOR USE:

It is a violation of Federal Law to use this product in a manner inconsistent with its labeling. Read entire label and use strictly in accordance with precautionary statements and directions.

PRIOR TO APPLICATION:

1. Ensure all equipment is working properly. If necessary, clean the filter system.
2. Adjust pH between 7.2-7.6.
3. Establish and maintain proper chlorine or bromine levels. In chlorine treated pools, add stabilizer to establish a minimum level of 30-40 ppm of cyanuric acid to reduce the degrading effects of sunlight on chlorine residual.
4. Vacuum leaves and any other foreign debris from pool.
5. Brush pool thoroughly with a surface-compatible brush.

TO PREVENT POOL ALGAE:

1. With pump and filter operating, apply 16 fluid ounces of this product per 20,000 gallons of pool water.
2. Reapply [after 30 days] [every month]*.
3. Apply [more often] [sooner] if pool volume is diluted by heavy rain, frequent backwashing or partial drain/refill.
4. Wait at least 15 minutes after application before entering pool.

[*(when used as a part of the BioGuard Care System)]

[*(when used as part of a maintenance program that includes sanitizer and shock)]

{Directions to be used for prevention of pool algae for bi-monthly application}

Prevention of Pool Algae

Terminator is a highly effective, patented, non-staining [algaecide] [algicide] that kills all types of algae in swimming pools. **Terminator** [algaecide] [algicide] is especially recommended for killing green, blue-green (frequently called black or spot algae) and mustard algae growths. This product is formulated for use in chlorine or bromine sanitized swimming pools of all surface and filter types.

IMPORTANT NOTES:

1. Do not use in pools sanitized with biguanides or pools treated with hydrogen peroxide.
2. Prior to the initial application of this product, test pool water for the presence of metals. If metals are present, apply a metal stain preventative per label directions.
3. [† In use dilution, this product is non-staining to pool surfaces and equipment.] *{or}* [† Full strength product will stain porous pool surfaces.]
4. This product is designed to prevent the growth of algae. If visible growth is already present, it will be necessary to use a treatment product to kill the visible algae.

DIRECTIONS FOR USE:

It is a violation of Federal Law to use this product in a manner inconsistent with its labeling. Read entire label and use strictly in accordance with precautionary statements and directions.

PRIOR TO APPLICATION:

1. Ensure all equipment is working properly. If necessary, clean the filter system.
2. Adjust pH between 7.2-7.6.
3. Establish and maintain proper chlorine or bromine levels. In chlorine treated pools, add stabilizer to establish a minimum level of 30-40 ppm of cyanuric acid to reduce the degrading effects of sunlight on chlorine residual.
4. Vacuum leaves and any other foreign debris from pool.
5. Brush pool thoroughly with a surface-compatible brush.

TO PREVENT POOL ALGAE:

1. With pump and filter operating, apply 32 fluid ounces of this product per 20,000 gallons of pool water.
2. Reapply [after 60 days] [every other month] [bimonthly] [every 2 months]*.
3. Apply [more often] [sooner] if pool volume is diluted by heavy rain, frequent backwashing or partial drain/refill.
4. Wait at least 15 minutes after application before entering pool.

[*(when used as a part of the BioGuard Care System)]

[*(when used as part of a maintenance program that includes sanitizer and shock)]

{Directions to be used for treatment of visible algae.}

Treatment of Visible Algae

Terminator is a highly effective, patented, non-staining [algaecide] [algicide] that kills all types of algae in swimming pools. **Terminator** [algaecide] [algicide] is especially recommended for killing green, blue-green (frequently called black or spot algae) and mustard algae growths. This product is formulated for use in chlorine or bromine sanitized swimming pools of all surface and filter types.

IMPORTANT NOTES:

1. Do not use in pools sanitized with biguanides or pools treated with hydrogen peroxide.
2. Prior to the initial application of this product, test pool water for the presence of metals. If metals are present, apply a metal stain preventative per label directions.
3. [† In use dilution, this product is non-staining to pool surfaces and equipment.] *{or}* [† Full strength product will stain porous pool surfaces.]

DIRECTIONS FOR USE:

It is a violation of Federal Law to use this product in a manner inconsistent with its labeling. Read entire label and use strictly in accordance with precautionary statements and directions

PRIOR TO APPLICATION:

1. Ensure all equipment is working properly. If necessary, clean the filter system.
2. Adjust pH between 7.2-7.6.
3. Establish and maintain proper chlorine or bromine levels. In chlorine-treated pools, add stabilizer to establish a minimum level of 30-40 ppm of cyanuric acid to reduce the degrading effects of sunlight on chlorine residual.
4. Vacuum leaves and any other foreign debris from pool.
5. Brush visible algae thoroughly from the pool's surface with a surface-compatible brush.

TREATMENT OF VISIBLE ALGAE:

1. [Add 1 lb. of [BreakOut] *{or}* [BreakOut Extra] *{or}* [BioGuard BurnOut³] *{or}* [granular calcium hypochlorite] per 10,000 gallons of pool water or 1 lb. of [BreakOut 35] [granular lithium hypochlorite] per 6,000 gallons of pool water. Follow application directions on these products.] *{or}* [Add 1 lb. of [Chlorinating Granules Plus] [or] [Shock with clarifier] [or] Vinyl Pool Shock] [or] [granular calcium hypochlorite] per 10,000 gallons of pool water. Follow application directions on that product.] *{or}* [Add 1 lb. of [BioGuard Master Dichloro Granular] [or] [Aqua-Clear Rapid Chlor] [or] [granular sodium dichloro-s-triazinetriene] per 10,000 gallons of pool water. Follow application directions on that product.]
2. Allow to circulate for 1 hour.
3. With pump and filter operating, apply 16 fluid ounces of **Terminator** [algaecide] [algicide] per 10,000 gallons of pool water directly to the pool water in areas of heaviest algae growth.
4. Continuously circulate pool water for the next 24 hours.
5. Afterwards, thoroughly brush pool surfaces.
6. In cases of persistent algae, repeat brushing and application after 2-4 days.
7. [The use of a filter aid will enhance filter efficiency and algae removal.] *{or}* [The Chlorinating Granules Plus contains a built in clarifier/filtration enhancer to assist in removing dead algae.] *{or}* [RWP Shock Plus contains a built in clarifier/filtration enhancer to assist in removing dead algae.]

{Directions to be used for winterization}

Winter Algae Preventative for Swimming Pools

Terminator [winter] [algaecide] prevents the growth of all types of pool algae and aids in maintaining pool water clarity during the winter when the pool is not in use. **Terminator** [winter] [algaecide] is formulated for use in chlorine or bromine sanitized swimming pools of all surface and filter types.

IMPORTANT NOTES:

1. Do not use in pools sanitized with biguanides or pools treated with hydrogen peroxide.
2. Prior to the initial application of this product, test pool water for the presence of metals. If metals are present, use a metal stain preventative per label directions.
3. In use dilution, this product is non-staining to pool surfaces and equipment.

DIRECTIONS FOR USE: It is a violation of Federal Law to use this product in a manner inconsistent with its labeling. Read entire label and use strictly in accordance with precautionary statements and directions.

1. Test your pool water or take a sample of your pool water to your [Guardex] [Hydrotech] [Omni] Dealer. Follow their directions for product application(s) to properly balance your water for conditions in your area. Be sure to check for the presence of metals.
2. [Add 1 lb. of [BreakOut] {or} [BreakOut Extra] {or} [granular calcium hypochlorite] per 10,000 gallons of pool water or 1 lb. of [BreakOut 35] {or} [granular lithium hypochlorite] per 6,000 gallons of pool water] [or] [add the appropriate amount of [Enhanced] Winter Shock[II].] {or} [Add 1 lb. of [BioGuard Master Dichloro Granular] [or] [Aqua-Clear Rapid Chlor] [or] [granular sodium dichloro-s-triazinetriene] per 10,000 gallons of pool water] according to the label directions for that product.] {or} [Add 2 lbs. of BioGuard BurnOut³ per 12,000 gallons of pool water.] Allow to circulate 2-4 hours.
3. With pump and filter operating, pour **Terminator** [winter] [algaecide] directly into pool water along the edges of the pool. Add 16 fluid ounces of this product per 12,000 gallons of pool water.
4. Clean pool water line and filter.

In areas with severe freezing, drain pool equipment and plumbing line or use an antifreeze recommended for swimming pool plumbing and equipment. [Pools with mesh covers or without covers may need to apply 1 lb. of [BreakOut] {or} [BreakOut Extra] {or} [granular calcium hypochlorite] per 10,000 gallons of pool water or 1 lb. of [BreakOut 35] {or} [granular lithium hypochlorite] per 6,000 gallons of pool water according to the label directions for that product mid-winter or [Just] prior to freezing.] {or} [Pools with mesh covers or without covers may need to add the appropriate amount of [Enhanced] Winter Shock [II] according to the label directions for that product mid-winter or [Just] prior to freezing.] {or} [Pools with mesh covers or without covers may need to apply 1 lb. of [BioGuard Master Dichloro Granular] [or] [Aqua-Clear Rapid Chlor] [or] [granular sodium dichloro-s-triazinetriene] per 10,000 gallons of pool water according to the label directions for that product mid-winter or [Just] prior to freezing.] {or} [Pools with mesh covers or without covers may need to apply 2 lbs. of BioGuard BurnOut³ per 12,000 gallons of pool water according to the label directions for that product mid-winter or [just] prior to freezing.]

{Directions to be used for prevention and treatment of algae in small pools.}

[Small] [Vinyl] Swimming Pool [Algaecide] [and Algae Preventative]

Terminator [algaecide] is a highly effective, patented, non-staining [algaecide] that kills and controls all types of algae in [small] [vinyl] swimming pools. **Terminator** [algaecide] is especially recommended for killing and controlling green, blue-green (frequently called black or spot algae) and mustard algae growths. This product is formulated for use in [small] [vinyl] chlorine sanitized swimming pools.

IMPORTANT NOTES:

1. Before the initial application of this product, test pool water for the presence of metals. If metals are present, apply a metal stain preventative per label directions.
2. When using other products, always follow label directions for those products.
3. [† In use dilution, this product is non-staining to pool surfaces and equipment.] *{or}* [† Full strength product will stain porous pool surfaces.]

DIRECTIONS FOR USE:

It is a violation of Federal Law to use this product in a manner inconsistent with its labeling. Read entire label and use strictly in accordance with precautionary statements and directions.

PRIOR TO APPLICATION:

1. Ensure all equipment is working properly. If necessary, clean the filter system.
2. Adjust pH between 7.2-7.6.
3. Establish and maintain proper chlorine levels. In chlorine-treated pools, add stabilizer to establish a minimum level of 30 PPM of cyanuric acid to reduce the degrading effects of sunlight on chlorine residual.
4. Remove leaves and any other foreign debris from pool.
5. Brush visible algae thoroughly from the pool's surface with a vinyl safe brush.

TO PREVENT ALGAE:

1. Initially apply 2.5 teaspoons* per 500 gallons of pool water with pump and filter operating. Wait at least 15 minutes after adding product before entering pool.
2. Thereafter, for weekly application intervals, add ½ teaspoon per 500 gallons of pool water. For two week application intervals, add 1 teaspoon per 500 gallons of pool water every other week. Apply more often if pool volume is diluted by heavy rain, frequent backwashing or partial drain/refill.

{Optional table of alternate dosage rates per gallons to be treated.}

Quick Reference Table for Algae Preventative Doses for Common Pool Sizes

Pool Capacity in Gallons	250	500	1000	1500	2000	2500	3000	3500	5500
Terminator									
Initial Dose	1.0 tsp.	2.5 tsp.	4.75 tsp.	1.25 oz.	1.5 oz.	2.0 oz.	2.5 oz.	2.75 oz.	4.5 oz.
Maintenance Dose	¼ tsp.	½ tsp.	1.0 tsp.	1.25 tsp.	1.75 tsp.	2.25 tsp.	2.5 tsp.	3.0 tsp.	5.0 tsp.

TREATMENT OF VISIBLE ALGAE:

1. Add 5 teaspoons* of AquaChem [Small] Vinyl Pool Shock per 500 gallons of pool water. Follow application directions on this product.
2. Allow to circulate for 1 hour.
3. With pump and filter operating, apply 4.75 teaspoons* of **Terminator** [algaecide] per 500 gallons of pool water directly to the pool water in areas of heaviest algae growth.
4. Wait at least 15 minutes after adding algaecide and follow label directions on the AquaChem Small Pool Sanitizer before entering the pool.
5. Continuously circulate pool water for 24 hours.
6. The next day, thoroughly brush pool surfaces.
7. In cases of persistent algae, repeat brushing and product application after 2-4 days.
8. The use of AquaChem Super Water Clarifier will enhance filter efficiency and algae removal.

*If you use a measuring spoon, use a clean, dedicated spoon to dose the appropriate amount of product into the pool. Keep the dosage spoon stored out of reach of children.

{Optional table of alternate dosage rates per gallons to be treated.}

Quick Reference Table for Algae Curative Doses for Common Pool Sizes

Pool Capacity in Gallons	250	500	1000	1500	2000	2500	3000	3500	5500
Terminator									
Curative Dose	2.5 tsp.	4.75 tsp.	1.5 oz.	2.5 oz.	3.25 oz.	4.0 oz.	5.0 oz.	5.5 oz.	8.75 oz.

{Simplified use directions covering product use as a swimming pool algaecide (treatment and/or prevention) and for a swimming pool winter algaecide (to close pool) Option A.}

[How?]

DIRECTIONS FOR USE:

It is a violation of Federal Law to use this product in a manner inconsistent with its labeling. Read entire label and use strictly in accordance with precautionary statements and directions.

- Test and balance water before using this product. [Visit [the Aqua Chem Web Site] {or} [www.aquachem.com] {or} [the Pool Time website] {or} [www.pooltime.com] {or} [the Angry Egg website] {or} [www.angryegg.net] {or} [the brand website] for complete pool balancing instructions.]

{This section is to be used for the treatment of visible algae}

[To Kill Algae:

- Add a granular shock product; follow application directions on that product, allow filter and pump to operate for 1 hour.
- Add 16 fluid ounces per 10,000 gallons directly to the pool in areas of heaviest algae growth and continuously operate filter and pump for 24 hours.
- After 24 hours, thoroughly brush pool surfaces.
- [Product can be re-applied after 72 hours if necessary.]
- Wait at least 15 minutes after adding product before entering pool.]

{This section is to be used for the prevention of algae}

[To Prevent Algae:

[Start-up] {or} [Start-up/Opening]:

- Add 8 fluid ounces per 10,000 gallons along pool edges while filter and pump are operating for the first week's application, then follow Once a Week directions.

Once a Week:

- Add 1.5 fluid ounces per 10,000 gallons along pool edges while filter and pump are operating.
- Add more often after heavy rain, frequent backwashing or partial drain/refill.
- Wait at least 15 minutes after adding product before entering pool.]

[Do not use in pools sanitized with biguanides or pools treated with hydrogen peroxide.]

[† In use dilution, this product is non-staining to pool surfaces and equipment.] {or} [† Full strength product will stain porous pool surfaces.]

{The following is optional text to be used at BioLab's discretion with closing swimming pool use directions.}

To Close Pool:

- Add 16 fluid ounces per 12,000 gallons along pool edges and allow filter and pump to operate for 2-4 hours.
- [Visit [the Aqua Chem Web Site] {or} [www.aquachem.com] {or} [the Pool Time website] {or} [www.pooltime.com] for complete pool closing instructions.]]

{Simplified use directions covering product use as a swimming pool algaecide (treatment and/or prevention) and for a swimming pool winter algaecide (to close pool) Option B.}

[Simplify your saltwater pool experience with [brand name] *{or}* [Clorox Pool & Spa my salt pool] products. Our easy-to-use products are designed to meet the unique needs of saltwater pool chemistry and equipment maintenance. [Visit [website] for [free water analysis] [&] [personalized product and dosage recommendations].]

DIRECTIONS FOR USE:

It is a violation of Federal Law to use this product in a manner inconsistent with its labeling. Read entire label and use strictly in accordance with precautionary statements and directions.

Adjust pH to 7.2-7.6 [and free chlorine to 1 – 4 ppm] prior to use. [Visit [website] for [free water analysis] [&] [personalized product and dosage recommendations].]

Use: Kills or prevents green, mustard and black pool algae.

Dosage per 10,000 gallons	When/How to Use
16 fl. oz.	To Kill Green, Mustard, or Black Algae 1. Add a chlorine shock per use directions and run pump for 1 [hr][hour]. 2. Add algaecide in areas of heaviest algae growth, operate filter and pump for 24 [hrs][hours]. 3. After 24 [hrs][hours], brush surfaces. For persistent algae, reapply after 72 [hrs][hours].
8 fl. oz.	Prevention Start-up Dose Add along pool edges for first application while operating filter and pump.
1.5 fl. oz.	Weekly Prevention Add weekly while operating filter and pump.

Re-entry: Wait at least 15 minutes after use before swimming.

For best results: Add an extra 1.5 fl. oz. after heavy rain, frequent backwashing, or partial drain/refill. Brush surfaces weekly.

[To Close Pool: Add 16 fl. oz. per 12,000 gallons then operate pump and filter for at least 2-4 [hrs][hours]. Visit [website] for closing instructions.]

{The following is optional text to be used at BioLab's discretion with swimming pool use directions. This information is non-essential and will be provided only as a courtesy. Will not appear on all swimming pool products.}

[TO DETERMINE POOL CAPACITY: Rectangular Pools - Length times width times average depth (in feet) times 7.5 equals gallons. Round and Oval Pools - Long diameter times short diameter times average depth (in feet) times 5.9 equals gallons.]

STORAGE AND DISPOSAL: Keep this product in its original tightly closed container when not in use. Store in a cool, dry, well ventilated area. Do not contaminate food or feed by storage or disposal. **PRODUCT DISPOSAL:** Securely wrap original container in several layers of newspaper and discard in trash. **CONTAINER DISPOSAL:** Non-refillable container. Do not reuse or refill this container. Offer for recycling, if available. Triple rinse container (or equivalent) promptly after emptying.

PRECAUTIONARY STATEMENTS:

HAZARDS TO HUMANS AND DOMESTIC ANIMALS: WARNING: Causes substantial, but temporary, eye injury. Harmful if swallowed. Harmful if inhaled. Do not get in eyes or on clothing. Avoid breathing vapors. Wear safety glasses or goggles. Wash thoroughly with soap and water after handling. Remove contaminated clothing and wash clothing before reuse.

{When First Aid is not located on front panel of label, it will be separated by line rules from adjacent text and be in a different color.}

FIRST AID: IF IN EYES: Hold eye open and rinse slowly and gently with water for 15-20 minutes. Remove contact lenses, if present, after the first 5 minutes, then continue rinsing eye. Call a poison control center or doctor for treatment advice. **IF SWALLOWED:** Call poison control center or doctor immediately for treatment advice. Have person sip a glass of water if able to swallow. Do not induce vomiting unless told to do so by the poison control center or doctor. Do not give anything by mouth to an unconscious person. **IF INHALED:** Move person to fresh air. If person is not breathing, call 911 or an ambulance, then give artificial respiration, preferably mouth-to-mouth if possible. Call a poison control center or doctor for treatment advice. **IF ON SKIN OR CLOTHING:** Take off contaminated clothing. Rinse skin immediately with plenty of water for 15-20 minutes. Call a poison control center or doctor for treatment advice.

Have the product container or label with you when calling a poison control center or doctor or going for treatment. [IN CASE OF MEDICAL EMERGENCY, CALL [1-303-623-5716] [1-877-800-5553] [1-866-366-5048] [telephone number supplied by supplemental registrant].]

PHYSICAL OR CHEMICAL HAZARDS: Do not mix with other chemicals.

{Environmental hazards statement for end-use products in containers of less than 5 gallons (liquid).}
[ENVIRONMENTAL HAZARDS This pesticide is toxic to fish and aquatic organisms.]

{Environmental hazards statement for end-use products in containers of equal to or greater than 5 gallons (liquid).}
[ENVIRONMENTAL HAZARDS This pesticide is toxic to fish and aquatic organisms. Do not discharge effluent containing this product into lakes, streams, ponds, estuaries, oceans or other waters unless in accordance with the requirements of a National Pollutant Discharge Elimination System (NPDES) permit and the permitting authority has been notified in writing prior to discharge. Do not discharge effluent containing this product to sewer systems without previously notifying the local sewage treatment plant authority. For guidance contact your State Water Board or Regional Office of the EPA.]

Note: [Buyer assumes all responsibility for safety and use not in accordance with directions.] *{or}* [User assumes all responsibility for use not in accordance with directions.] [Metals from source water, ionizers or poorly sequestered algaecides have the potential to stain pool surfaces. Treat these problems with an appropriate metal stain preventative (chelating agent) before using this product.]

[Visit Omni's Internet Web site at [<http://www.omnipool.com>]]

[Visit [the Aqua Chem Web Site] {or} [www.aquachem.com] {or} [the Pool Time website] {or} [www.pooltime.com] {or} [the Angry Egg website] {or} [www.angryegg.net] {or} [the brand website]

[U.S. Patent # 5,541,150]

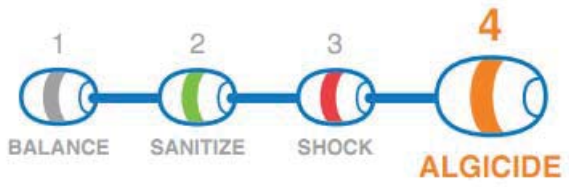
[NOTE: Any questions or comments about Aqua Chem Products?]

[In the continental U.S. call 1-800-252-POOL (7665). Ask for your free pool care booklet.]

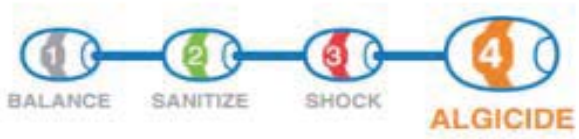
[Questions or comments call 1-800-252-POOL (7665).]

[[Questions?] [Pool Care Tips?] [1-800-SOS-POOL]]

[Optional Graphics]




{Reader Note: Will only be used with brands that identify algaecides as Step 4.}

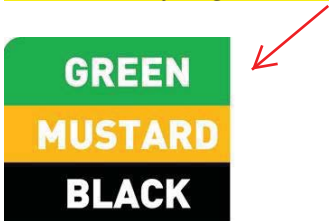


{Reader Note: Will only be used with brands that identify algaecides as Step 4.}





{Icon below for green, mustard and black algae is new}





A L G A E C I D E





[FOR SALTWATER POOLS]

[Salt Pool Compatible]

[Salt Pool compatible icon is new]



{Salt Pool compatible icon is new}



{Algicide Step 5 icon is new}

{Reader Note: Will only be used with brands that identify algaecides as Step 5.

Algaecides are marketed as step five of a five step program to treat swimming pool water for Pool Time brand.}



{PoolTime icon is new}

