

5185-473

5/22/2013

1/24

UNITED STATES ENVIRONMENTAL PROTECTION AGENCY  
WASHINGTON, D.C. 20460



Office of Pesticide Programs

MAY 22 2013

Bio-Lab, Inc.  
P. O. Box 300002  
Lawrenceville, GA 30049

Attention: Mark Jernigan  
Federal Registration Manager

**Subject: TERMINATOR**  
EPA Registration No. 5185-473  
Notification Dated April 22, 2013

This will acknowledge receipt of your notification, submitted under the provisions of FIFRA Section 3(c)(9).

Proposed Notification:

- To Add Alternate Brand Name: "Algae makes me mad! Angry Egg Algaecide"
- To Add retail packaging sizes of 48, 51, 2, 56 and 61.8 fl.
- Additional Marketing statements and Graphics

General Comments:

Based on a review of the submitted material, the following comments apply.

The Notification is in compliance with PR Notice 98-10 and is acceptable. The information has been added to your file.

If you have any questions concerning this letter, please contact Martha Terry at (703) 308-6217.

Sincerely,

A handwritten signature in black ink, appearing to read "Marshall Swindell".

Marshall Swindell  
Product Manager (33)  
Regulatory Management Branch 1  
Antimicrobials Division (7510P)

2/24



United States Environmental Protection Agency Washington, DC 20460

<input type="checkbox"/>	Registration
<input type="checkbox"/>	Amendment
<input checked="" type="checkbox"/>	Other

OPP Identifier Number

Application for Pesticide - Section I

1. Company/Product Number 5185-473	2. EPA Product Manager M. Swindell	3. Proposed Classification <input checked="" type="checkbox"/> None <input type="checkbox"/> Restricted
4. Company/Product (Name) BioLab, Inc. / Terminator	PM# 33	
5. Name and Address of Applicant (Include ZIP Code) BioLab, Inc. P.O. Box 300002 Lawrenceville, GA 30049 <input type="checkbox"/> Check if this is a new address	6. Expedited Review. In accordance with FIFRA Section 3(c)(3)(b)(i), my product is similar or identical in composition and labeling to: EPA Reg. No. _____ Product Name _____	

Section - II

<input type="checkbox"/> Amendment - Explain below.	<input type="checkbox"/> Final printed labels in response to Agency letter dated _____
<input type="checkbox"/> Resubmission in response to Agency letter dated _____	<input type="checkbox"/> "Me Too" Application.
<input checked="" type="checkbox"/> Notification - Explain below.	<input type="checkbox"/> Other - Explain below.

**Explanation:** Use additional page(s) if necessary. (For section I and Section II.)

Fee Determination: Fee Category - Not Applicable (Notification) mark.jernigan@chemtura.com  
 Notification to add the alternate brand name: Algae makes me mad! Angry Egg Algaecide  
 Additionally, this notification is to add retails sizes of 48, 51.2, 56, and 61.8 fl oz, with no change to CR closure (PRN 98-10, Sec. II, Part E (Chg in Packaging)).  
 Finally, this notification is to add additional marketing statements and graphics per PR Notice 98-10, Section II, Part H (Graphics) & Part N (Other Revisions).  
 Please see attached page for certification and cover page for additional information.

Section - III

1. Material This Product Will Be Packaged In:				2. Type of Container	
Child-Resistant Packaging <input checked="" type="checkbox"/> Yes <input type="checkbox"/> No	Unit Packaging <input type="checkbox"/> Yes <input checked="" type="checkbox"/> No	Water Soluble Packaging <input type="checkbox"/> Yes <input checked="" type="checkbox"/> No		<input type="checkbox"/> Metal	<input checked="" type="checkbox"/> Plastic
				<input type="checkbox"/> Glass	<input type="checkbox"/> Paper
* Certification must be submitted		If "Yes" Unit Packaging wgt.	No. per container	If "Yes" Package wgt	No. per container
3. Location of Net Contents Information <input checked="" type="checkbox"/> Label <input type="checkbox"/> Container		4. Size(s) Retail Container 1 pt, 1 qt, 48, 51.2, 56, 60.8 fl oz & 1/2 gal		5. Location of Label Directions <input checked="" type="checkbox"/> On label	
6. Manner in Which Label is Affixed to Product <input checked="" type="checkbox"/> Lithograph <input checked="" type="checkbox"/> Paper glued <input type="checkbox"/> Stenciled			<input type="checkbox"/> Other _____		

Section - IV

1. Contact Point (Complete items directly below for identification of individual to be contacted, if necessary, to process this application.)		
Name Mark Jernigan	Title Regulatory Affairs Manager	Telephone No. (Include Area Code) 678-502-4149
<b>Certification</b> I certify that the statements I have made on this form and all attachments thereto are true, accurate and complete. I acknowledge that any knowingly false or misleading statement may be punishable by fine or imprisonment or both under applicable law.		6. Date Application Received (Stamped)
2. Signature 	3. Title Regulatory Affairs Manager	
4. Typed Name Mark Jernigan	5. Date 4/22/13	



3/24

April 22, 2013

Document Processing Desk (NOTIF)  
Office of Pesticide Programs (7504P)  
U. S. Environmental Protection Agency  
Room S-4900, One Potomac Yard  
2777 South Crystal Drive  
Arlington, VA 22202

**Re: Terminator**  
**EPA Registration No.: 5185-473**

Dear Mr. Swindell:


Please process the enclosed notification for the above referenced product.

The purpose of this notification is to:

1. Add the alternate brand name: Algae makes me mad! Angry Egg™ Algaecide
2. Add retails sizes of 48, 51.2, 56, and 61.8 fl oz
3. Add optional marketing claims and graphics to the label. Proposed claims and graphics are marked. To minimize redundant claims, categories of claims are now by function: All (claims that can be used across all directions), Treatment of algae, Prevention of algae, and claims that apply when both Treatment and Prevention of algae are on the label. Claims from "Treatment" and "Prevention" will be used with the label if it carries either that claim alone or combined "Treatment and Prevention" directions.
4. Also, under simplified use directions on page 18 additional web sites have been added along with language to clarify that treatment and prevention are optional so that the label may have one or both sets of directions.

Enclosed are:

1. Application for Pesticide (EPA Form 8570-1);
2. Notification Certification Statement; and
3. Proposed label with changes marked.



P.O. Box 300002  
Lawrenceville, GA 30049-1002 USA  
(678) 502-4000  
(678) 502-4764 FAX



5/24

{All text in brackets [xxx] is optional and may or may not be included on a final label.}  
{All text in braces {xxx} is administrative and will not appear on a final label.}

**Terminator [Algaecide]**

**ACTIVE INGREDIENT:**

Copper (metallic)*	3.3%
OTHER INGREDIENTS:**	<u>96.7%</u>
TOTAL	100.0%

\*Derived from copper sulfate pentahydrate (CAS No. 7758-99-8)

\*\*Contains polymeric polyacrylate and gluconate stabilizing agents

KEEP OUT OF REACH OF CHILDREN

**WARNING**

See [back] [side] panel for First Aid and additional precautionary statements.


BIOLAB, INC.  
PO BOX 300002  
LAWRENCEVILLE, GEORGIA 30049

EPA REG. NO. 5185-473  
EPA EST. NO. 5185-GA-1

[U.S. Patent # 5,541,150]

Net Contents: {as indicated on container}

*New text underlined in blue ink  
or noted as new in document.*

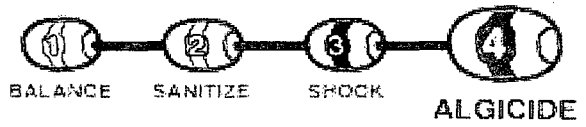
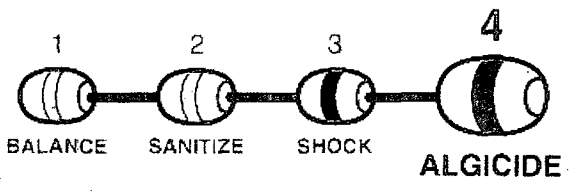




- [Can be used in all pools]
- [Use in [in-ground][and][above ground][pools]]
- [Easy to use]
- [Compatible with all pools]
- [Step 4]
- [A Non-Staining† Pool [Algaecide] [Algicide]]
- [An Effective, Non-Staining† Pool [Algaecide] [Algicide] for All Types of Algae]
- [A Non-Staining† Pool [Algaecide] [Algicide] for All Types of Algae]
- [An Effective Pool [Algaecide] [Algicide] for All Types of Algae]
- [An Effective, Non-Staining† Pool [Algaecide] [Algicide] for All Types of Algae]
- [An Effective Pool [Algaecide] [Algicide] for All Types of Algae]

<u>Pool Types</u>	<u>Chlorine</u> <u>Saltwater</u> <u>Bromine</u>	<u>Inground</u> <u>Aboveground</u> <u>Pop-Up</u>
<u>Surface Types</u>	<u>Vinyl</u> <u>Plaster</u> <u>Aggregate</u>	<u>Gunite</u> <u>Fiberglass</u> <u>Concrete</u>
<u>Filter Types</u>	<u>D.E.</u> <u>Sand</u>	<u>Cartridge</u> <u>Zeolite</u>

} New chart



{The "Pool Essentials System" box below may be placed on the label to allow easy product category identification by consumers.}

Pool Essentials System	<input type="checkbox"/>	<input type="checkbox"/>	<input type="checkbox"/>	<input checked="" type="checkbox"/>
	balance	chlorinate	shock	algaecide

{The "4-step System" box below may be placed on the label to allow easy product category identification by consumers.}

4-step System	①	②	③	④ ✓
	balance	chlorinate	shock	algaeicide



A L G A E C I D E





↑  
New

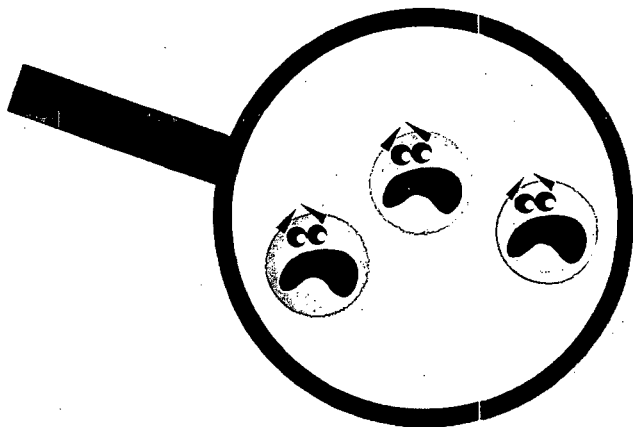
New ↙ ↘







*New*



{Optional marketing statements that may be used if label contains directions for treatment of algae}

[All purpose algae [destroyer] [killer]]

[Quick [and] [&] effective]

[Fast [and] [&] Effective]

[Fast]

[Fast [and] Effective [Against] All Algae]

[Destroys algae]

[Fast. Effective. Kills all types]

[Kills all types]

[Black]

[Mustard]

[Green]

[Basic green algae; [most common type]; [free-floating, but may form on surfaces]; [can tint water green during blooms]]

[Stubborn mustard algae; [yellowish dust/slime]; [fast-growing]; [clings to surfaces]; [needs algaecide since it resists chlorine] [chlorine-resistant so it needs an algaecide to kill it]

[Tough black algae; [black or green/blue spots]; [firmly attaches to surfaces with roots]; [forms protective crust]]

[Takes algae from bloom to doom [in just 24 hrs]]

[Algae is a nuisance. [No matter what kind [of algae] you have] use [Terminator] [this product] to quickly get rid of it.]

[[Terminator] [this product] kills all [types of] algae with a [patented] [non-staining] [non-foaming] copper based formula.]

[Brushing is [extremely] important when curing black algae]

[Treats [black] [mustard] [and] [green] [algae]]

[[Algaecide with clarifiers] [that] kills algae [and] [&] clears cloudy water]

[Destroys [Pool] Algae\*\*\*]

[Kills [Pool] Algae\*\*\*]

[Destroys All [Pool] Algae\*\*\*]

[Destroys all types of [pool] algae – quickly and effectively\*\*\*]

[Quickly and effectively destroys [all] [types of] [pool] algae\*\*\*]

[Kills All Algae\*\*\* Fast]

[\*\*\* [Black] [Mustard] [Green]]

[[24] [twenty-four] [hour] [hr] results]

[Works in [24] [twenty-four] [hours] [hrs]]

[[24] [twenty-four] [hours] [hrs] to dead algae]

[Kills algae in [24] [twenty-four] [hours] [hrs]]

[[Just] pour it in, [and] algae dies in [24] [twenty-four] [hours] [hrs]]

[[Just] pour it in, [and] algae are destroyed in [24] [twenty-four] [hours] [hrs]]

[[Just] pour it in, [and] algae are killed in [24] [twenty-four] [hours] [hrs]]

[[Just] pour it in, [and] algae are eliminated in [24] [twenty-four] [hours] [hrs]]

[[Just] pour it in, [and] algae are annihilated in [24] [twenty-four] [hours] [hrs]]

[Algae dies in [24] [twenty-four] [hours] [hrs]]

[24]

[Results in 24 Hours]

[Kills algae and clears water]

[Simple Solution for All Pool Algae Problems]

11/29

- [Treats 10,000 gallons] {This statement will only be used when sold in pint size for Treatment}
- [Treats 20,000 gallons] {This statement will only be used when sold in quart size for Treatment}
- [Treats [up to] 30,000 gallons] {This statement will only be used when sold in 48 fl oz size for Treatment}
- [Treats [up to] 32,000 gallons] {This statement will only be used when sold in 51.2 fl oz size for Treatment}
- [Treats [up to] 35,000 gallons] {This statement will only be used when sold in 56 fl oz size for Treatment}
- [Treats [up to] 38,000 gallons] {This statement will only be used when sold in 60.8 fl oz size for Treatment}
- [Treats 40,000 gallons] {This statement will only be used when sold in half gallon size for Treatment}
- [Kills algae]
- [Kills all types of algae]
- [Yuck! You've got a bad case of algae, don't you? Don't know what type of algae you have or what algaecide works best in your pool? No problem. I've got you covered. Need it gone fast? I get results in 24 hours or less.]
- [I take [the] stress out of any algae mess]
- [[The] [patented] formula kills any kind of algae]
- [[Gets] results in just 24 hours]
- [What are we waiting for? Let's kill some algae!]

- [When?] {For use on front panel of label as a header above/beside text chosen from accepted label text that relates to the consumer anticipated frequency of product use.}
- [As needed]
- [When?] [What kind of algae do you have? (x) green (x) mustard (x) black]
- [Kills all algae without creating foam problems]
- [For treatment of [green][mustard][black] algae]
- [Kills All Pool Algae Types]
- [Kills Green, Mustard and Black Algae]
- [Kills All Types of Pool Algae]



{Optional marketing statements that may be used if label contains directions for both **prevention and treatment** of algae}

[Kills and Controls All Pool Algae Types]

[Prevents and Kills Green, Mustard and Black Algae]

[A Non-Staining† All Purpose Pool [Algaecide] [Algicide]]

[Kills and Prevents All types of Pool Algae [Including Black, Green & Mustard Algae]]

[Kills and Prevents Green, Mustard & Black Algae]

[All Algae Killer and Preventative]

[Have leftover product? Use as a preventative treatment, [so] algae spores of any kind won't have a chance to bloom in your pool for the rest of the season. See directions for more details.]

[Effective [Kill][and][Prevent] Algae Treatment]

[Algae killer and preventer]

[Step 4 Algae Control and Prevention]

[Step 4 Algae Kill and Prevention]

[Fast Acting [All][Green][Mustard][Black][Algae][Kill][and][Preventative][Treatment]

[An All Purpose Pool [Algaecide] [Algicide]]

[All purpose]

{Optional marketing statements that may be used if label contains directions for prevention of algae.}

[Controls All Pool Algae Types]

[Prevents Green, Mustard and Black Algae]

[A Non-Staining†, All Purpose Preventative Pool [Algaecide] [Algicide]]

[A Preventative Pool [Algaecide] [Algicide]]

[A Non-Staining† Pool [Algaecide] [Algicide]]

[An All Purpose Preventative Pool [Algaecide] [Algicide]]

[A Non-Staining† Preventative Pool [Algaecide] [Algicide]]

[An Effective, Non-Staining† Pool [Algaecide] [Algicide] for All Types of Algae]

[A Non-Staining† Pool [Algaecide] [Algicide] for All Types of Algae]

[An Effective, Pool [Algaecide] [Algicide] for All Types of Algae]

[An Effective, Non-Staining† Pool [Algaecide] [Algicide] for All Types of Algae]

[An Effective Pool [Algaecide] [Algicide] for All Types of Algae]

[Algae spores constantly enter the pool by wind and rain [and] [even contaminated swimsuits] [and] [pets].

Warm weather, unbalanced water or excessive sun exposure provide an environment for algae spores to bloom.

Poor circulation, lack of sanitation, and inadequate filtration are the main causes of an algae outbreak. Use

[Terminator] [this product] as a preventative treatment so algae spores don't have the opportunity to bloom.]

[Prevents algae]

[Prevents all types of algae]

[When?] {For use on front panel of label as a header above/beside text chosen from accepted label text that relates to the consumer anticipated frequency of product use.}

[1 X a week] {For use on front panel when directions for use includes weekly algae prevention dosage rates.}

[Controls algae without producing foam]

[Controls algae without creating foam problems]

[Concentrate formula controls all forms of swimming pool algae]

[Helps control green water due to algae]

[Controls [Green][Mustard][Black] Algae]

[Keeps water clear and free of visible [green][mustard][black] algae]

[For fast [green][mustard][black] algae control]

[For control of algae growth]

*{Optional marketing statements that may be used with winterization.}*

- [Specially Formulated to Meet the Specific Needs of Winter Pool Water]
- [Use for Complete Winter Protection]
- [Prevents Algae Growth During Winter Months]
- [Treats 12,000 gallons] *{This statement will only be used when sold in pint bottles for Winterization}*
- [Treats 24,000 gallons] *{This statement will only be used when sold in quart bottles for Winterization}*
- [Treats 48,000 gallons] *{This statement will only be used when sold in half gallon bottles for Winterization}*
- [Non-Foaming]
- [Winter Algae Preventative]
- [Reduces growth of green and blue-green algae in pools over the winter months]
- [Reduces growth of green algae in pools during the winter]
- [Suitable for closing pools]

*{Optional marketing statements that may be used for prevention and treatment of algae in small pools}*

- [Kills and Controls All [Small] [Vinyl] Pool Algae Types]
- [Prevents and Kills Green, Mustard and Black Algae]
- [Non-Staining† and Ideal for [Small] [Vinyl] Pools]
- [Non-Staining†]
- [Ideal for [Small] [Vinyl] Pools]
- [Results in 24 Hours]
- [Simple Solution for All Pool Algae Problems]
- [A Non-Staining†, All Purpose Preventative Pool [Algaecide][Algicide]]
- [A Preventative [Small] [Vinyl] Pool [Algaecide] [Algicide]]
- [A Non-Staining† [Small] [Vinyl] Pool [Algaecide] [Algicide]]
- [An All Purpose [Small] [Vinyl] Pool [Algaecide] [Algicide]]
- [A Non-Staining† All Purpose [Small] [Vinyl] Pool [Algaecide] [Algicide]]
- [An Effective, Non-Staining [Small] [Vinyl] Pool† [Algaecide] [Algicide] for All Types of Algae]
- [A Non-Staining† [Small] [Vinyl] Pool [Algaecide] [Algicide] for All Types of Algae]
- [An Effective, [Small] [Vinyl] Pool [Algaecide] [Algicide] for All Types of Algae]
- [An Effective, Non-Staining†[Small] [Vinyl] Pool [Algaecide] [Algicide] for All Types of Algae]
- [An Effective [Small] [Vinyl] Pool [Algaecide] [Algicide] for All Types of Algae]
- [Kills and Prevents All types of [Small] [Vinyl] Pool Algae [Including Black, Green & Mustard Algae]]
- [Kills and Prevents Green, Mustard & Black Algae]
- [Treats [Small] [Vinyl] Pools of All Volumes]
- [Non-Foaming]
- [All Algae Killer and Preventative]

{Directions to be used for prevention and treatment of algae }

**Swimming Pool [Algaecide] [Algicide] and Algae Preventative**

**Terminator** [algaecide] [algicide] is a highly effective, patented, non-staining [algaecide] [algicide] that kills and controls all types of algae in swimming pools. **Terminator** [algaecide] [algicide] is especially recommended for killing and controlling green, blue-green (frequently called black or spot algae) and mustard algae growths. This product is formulated for use in chlorine or bromine sanitized swimming pools of all surface and filter types.

**IMPORTANT NOTES:**

- 1. Do not use in pools sanitized with biguanides or pools treated with hydrogen peroxide.
- 2. Prior to the initial application of this product, test pool water for the presence of metals. If metals are present, apply a metal stain preventative per label directions.
- 3. When using other products, always follow label directions for those products.
- 4. [† In use dilution, this product is non-staining to pool surfaces and equipment.] {or} [† Full strength product will stain porous pool surfaces.]

**DIRECTIONS FOR USE:**

It is a violation of Federal Law to use this product in a manner inconsistent with its labeling. Read entire label and use strictly in accordance with precautionary statements and directions.

**PRIOR TO APPLICATION:**

- 1. Ensure all equipment is working properly. If necessary, clean the filter system.
- 2. Ad[Just] pH between 7.2-7.6.
- 3. Establish and maintain proper chlorine or bromine levels. In chlorine-treated pools, add stabilizer to establish a minimum level of 30-40 ppm of cyanuric acid to reduce the degrading effects of sunlight on chlorine residual.
- 4. Vacuum leaves and any other foreign debris from pool.
- 5. Brush visible algae thoroughly from the pool's surface with a surface-compatible brush.

**TO PREVENT ALGAE:**

- 1. Initially apply 8 fluid ounces of this product per 10,000 gallons of pool water with pump and filter operating.
- 2. Thereafter, for weekly application intervals, add 1.5 fluid ounces per 10,000 gallons of pool water. For two week application intervals, add 3 fluid ounces per 10,000 gallons of pool water every other week. Apply more often if pool volume is diluted by heavy rain, frequent backwashing or partial drain/refill.
- 3. Wait at least 15 minutes after application before entering pool.

**TREATMENT OF VISIBLE ALGAE:**

- 1. [Add 1 lb. of [BreakOut] {or} [BreakOut Extra] {or} [BioGuard BurnOut<sup>3</sup>] {or} [granular calcium hypochlorite] per 10,000 gallons of pool water or 1 lb. of [BreakOut 35] [granular lithium hypochlorite] per 6,000 gallons of pool water. Follow application directions on these products. ] {or} [Add 1 lb. of [Chlorinating Granules Plus] [or] [Shock with clarifier] [or] Vinyl Pool Shock] [or] [granular calcium hypochlorite] per 10,000 gallons of pool water. Follow application directions on that product.] {or} [Add 1 lb. of [BioGuard Master Dichloro Granular] [or] [Aqua-Clear Rapid Chlor] [or] [granular sodium dichloro-s-triazinetriene] per 10,000 gallons of pool water. Follow application directions on that product.]
- 2. Allow to circulate for 1 hour.
- 3. With pump and filter operating, apply 16 fluid ounces of **Terminator** [algaecide] [algicide] per 10,000 gallons of pool water directly to the pool water in areas of heaviest algae growth.
- 4. Continuously circulate pool water for 24 hours.

16/24

5. The next day, thoroughly brush pool surfaces.
6. In cases of persistent algae, repeat brushing and product application after 2-4 days.
7. [The use of a filter aid will enhance filter efficiency and algae removal.] {or} [The Chlorinating Granules Plus contains a built in clarifier/filtration enhancer to assist in removing dead algae.] {or} [RWP Shock Plus contains a built in clarifier/filtration enhancer to assist in removing dead algae.]



## Prevention of Algae

**Terminator** is a highly effective, patented, non-staining [algaecide] [algicide] that controls all types of algae in swimming pools. **Terminator** [algaecide] [algicide] is especially recommended for controlling green, blue-green (frequently called black or spot algae) and mustard algae growths. This product is formulated for use in chlorine or bromine sanitized swimming pools of all surface and filter types.

### IMPORTANT NOTES:

1. Do not use in pools sanitized with biguanides or pools treated with hydrogen peroxide.
2. Prior to the initial application of this product, test pool water for the presence of metals. If metals are present, apply a metal stain preventative per label directions
3. [† In use dilution, this product is non-staining to pool surfaces and equipment.] {or} [† Full strength product will stain porous pool surfaces.]
4. This product is designed to prevent the growth of algae. If visible growth is already present, it will be necessary to use a treatment product to kill the visible algae. [See your [Guardex] [Hydrotech] [Omni] Dealer.]

### DIRECTIONS FOR USE:

It is a violation of Federal Law to use this product in a manner inconsistent with its labeling. Read entire label and use strictly in accordance with precautionary statements and directions.

### PRIOR TO APPLICATION:

1. Ensure all equipment is working properly. If necessary, clean the filter system.
2. Ad[Just] pH between 7.2-7.6.
3. Establish and maintain proper chlorine or bromine levels. In chlorine treated pools, add stabilizer to establish a minimum level of 30-40 ppm of cyanuric acid to reduce the degrading effects of sunlight on chlorine residual.
4. Vacuum leaves and any other foreign debris from pool.
5. Brush pool thoroughly with a surface-compatible brush.

### TO PREVENT ALGAE:

1. With pump and filter operating, initially apply 8 fluid ounces of this product per 10,000 gallons of pool water.
2. Thereafter, for weekly application intervals, add 1.5 fluid ounces per 10,000 gallons of pool water. For two week application intervals, add 3 fluid ounces per 10,000 gallons of pool water every other week. Apply more often if pool volume is diluted by heavy rain, frequent backwashing or partial drain/refill.
3. Wait at least 15 minutes after application before entering pool.

{Directions to be used for treatment of visible algae.}

18/24

## Treatment of Visible Algae

**Terminator** is a highly effective, patented, non-staining [algaecide] [algicide] that kills all types of algae in swimming pools. **Terminator** [algaecide] [algicide] is especially recommended for killing green, blue-green (frequently called black or spot algae) and mustard algae growths. This product is formulated for use in chlorine or bromine sanitized swimming pools of all surface and filter types.

### IMPORTANT NOTES:

1. Do not use in pools sanitized with biguanides or pools treated with hydrogen peroxide.
2. Prior to the initial application of this product, test pool water for the presence of metals. If metals are present, apply a metal stain preventative per label directions.
3. [† In use dilution, this product is non-staining to pool surfaces and equipment.] {or} [† Full strength product will stain porous pool surfaces.]

### DIRECTIONS FOR USE:

It is a violation of Federal Law to use this product in a manner inconsistent with its labeling. Read entire label and use strictly in accordance with precautionary statements and directions

### PRIOR TO APPLICATION:

1. Ensure all equipment is working properly. If necessary, clean the filter system.
2. Ad[Just] pH between 7.2-7.6.
3. Establish and maintain proper chlorine or bromine levels. In chlorine-treated pools, add stabilizer to establish a minimum level of 30-40 ppm of cyanuric acid to reduce the degrading effects of sunlight on chlorine residual.
4. Vacuum leaves and any other foreign debris from pool.
5. Brush visible algae thoroughly from the pool's surface with a surface-compatible brush.

### TREATMENT OF VISIBLE ALGAE:

1. [Add 1 lb. of [BreakOut] {or} [BreakOut Extra] {or} [BioGuard BurnOut<sup>3</sup>] {or} [granular calcium hypochlorite] per 10,000 gallons of pool water or 1 lb. of [BreakOut 35] [granular lithium hypochlorite] per 6,000 gallons of pool water. Follow application directions on these products.] {or} [Add 1 lb. of [Chlorinating Granules Plus] [or] [Shock with clarifier] [or] Vinyl Pool Shock] [or] [granular calcium hypochlorite] per 10,000 gallons of pool water. Follow application directions on that product.] {or} [Add 1 lb. of [BioGuard Master Dichloro Granular] [or] [Aqua-Clear Rapid Chlor] [or] [granular sodium dichloro-s-triazinetrione] per 10,000 gallons of pool water. Follow application directions on that product.]
2. Allow to circulate for 1 hour.
3. With pump and filter operating, apply 16 fluid ounces of **Terminator** [algaecide] [algicide] per 10,000 gallons of pool water directly to the pool water in areas of heaviest algae growth.
4. Continuously circulate pool water for the next 24 hours.
5. Afterwards, thoroughly brush pool surfaces.
6. In cases of persistent algae, repeat brushing and application after 2-4 days.
7. [The use of a filter aid will enhance filter efficiency and algae removal.] {or} [The Chlorinating Granules Plus contains a built in clarifier/filtration enhancer to assist in removing dead algae.] {or} [RWP Shock Plus contains a built in clarifier/filtration enhancer to assist in removing dead algae.]

## Winter Algae Preventative for Swimming Pools

**Terminator** [winter] [algaecide] prevents the growth of all types of pool algae and aids in maintaining pool water clarity during the winter when the pool is not in use. **Terminator** [winter] [algaecide] is formulated for use in chlorine or bromine sanitized swimming pools of all surface and filter types.

### IMPORTANT NOTES:

1. Do not use in pools sanitized with biguanides or pools treated with hydrogen peroxide.
2. Prior to the initial application of this product, test pool water for the presence of metals. If metals are present, use a metal stain preventative per label directions.
3. In use dilution, this product is non-staining to pool surfaces and equipment.

**DIRECTIONS FOR USE:** It is a violation of Federal Law to use this product in a manner inconsistent with its labeling. Read entire label and use strictly in accordance with precautionary statements and directions.

1. Test your pool water or take a sample of your pool water to your [Guardex] [Hydrotech] [Omni] Dealer. Follow their directions for product application(s) to properly balance your water for conditions in your area. Be sure to check for the presence of metals.
2. [Add 1 lb. of [BreakOut] {or} [BreakOut Extra] {or} [granular calcium hypochlorite] per 10,000 gallons of pool water or 1 lb. of [BreakOut 35] {or} [granular lithium hypochlorite] per 6,000 gallons of pool water] [or] [add the appropriate amount of [Enhanced] Winter Shock[II]. ] {or} [Add 1 lb. of [BioGuard Master Dichloro Granular] [or] [Aqua-Clear Rapid Chlor] [or] [granular sodium dichloro-s-triazinetriene] per 10,000 gallons of pool water] according to the label directions for that product.] {or} [Add 2 lbs. of BioGuard BurnOut<sup>3</sup> per 12,000 gallons of pool water.] Allow to circulate 2-4 hours.
3. With pump and filter operating, pour **Terminator** [winter] [algaecide] directly into pool water along the edges of the pool. Add 16 fluid ounces of this product per 12,000 gallons of pool water.
4. Clean pool water line and filter.

In areas with severe freezing, drain pool equipment and plumbing line or use an antifreeze recommended for swimming pool plumbing and equipment. [Pools with mesh covers or without covers may need to apply 1 lb. of [BreakOut] {or} [BreakOut Extra] {or} [granular calcium hypochlorite] per 10,000 gallons of pool water or 1 lb. of [BreakOut 35] {or} [granular lithium hypochlorite] per 6,000 gallons of pool water according to the label directions for that product mid-winter or [Just] prior to freezing.] {or} [Pools with mesh covers or without covers may need to add the appropriate amount of [Enhanced] Winter Shock [II] according to the label directions for that product mid-winter or [Just] prior to freezing.] {or} [Pools with mesh covers or without covers may need to apply 1 lb. of [BioGuard Master Dichloro Granular] [or] [Aqua-Clear Rapid Chlor] [or] [granular sodium dichloro-s-triazinetriene] per 10,000 gallons of pool water according to the label directions for that product mid-winter or [Just] prior to freezing.] {or} [Pools with mesh covers or without covers may need to apply 2 lbs. of BioGuard BurnOut<sup>3</sup> per 12,000 gallons of pool water according to the label directions for that product mid-winter or [Just] prior to freezing.]

{Directions to be used for prevention and treatment of algae in small pools }

**[Small] [Vinyl] Swimming Pool [Algaecide] [and Algae Preventative]**

**Terminator** [algaecide] is a highly effective, patented, non-staining [algaecide] that kills and controls all types of algae in [small] [vinyl] swimming pools. **Terminator** [algaecide] is especially recommended for killing and controlling green, blue-green (frequently called black or spot algae) and mustard algae growths. This product is formulated for use in [small] [vinyl] chlorine sanitized swimming pools.

**IMPORTANT NOTES:**

1. Before the initial application of this product, test pool water for the presence of metals. If metals are present, apply a metal stain preventative per label directions.
2. When using other products, always follow label directions for those products.
3. [† In use dilution, this product is non-staining to pool surfaces and equipment.] {or} [† Full strength product will stain porous pool surfaces.]

**DIRECTIONS FOR USE:**

It is a violation of Federal Law to use this product in a manner inconsistent with its labeling. Read entire label and use strictly in accordance with precautionary statements and directions.

**PRIOR TO APPLICATION:**

1. Ensure all equipment is working properly. If necessary, clean the filter system.
2. Ad[Just] pH between 7.2-7.6.
3. Establish and maintain proper chlorine levels. In chlorine-treated pools, add stabilizer to establish a minimum level of 30 PPM of cyanuric acid to reduce the degrading effects of sunlight on chlorine residual.
4. Remove leaves and any other foreign debris from pool.
5. Brush visible algae thoroughly from the pool's surface with a vinyl safe brush.

**TO PREVENT ALGAE:**

1. Initially apply 2.5 teaspoons\* per 500 gallons of pool water with pump and filter operating. Wait at least 15 minutes after adding product before entering pool.
2. Thereafter, for weekly application intervals, add ½ teaspoon per 500 gallons of pool water. For two week application intervals, add 1 teaspoon per 500 gallons of pool water every other week. Apply more often if pool volume is diluted by heavy rain, frequent backwashing or partial drain/refill.

{Optional table of alternate dosage rates per gallons to be treated.}

**Quick Reference Table for Algae Preventative Doses for Common Pool Sizes**

Pool Capacity in Gallons	250	500	1000	1500	2000	2500	3000	3500	5500
<b>Terminator</b>									
Initial Dose	1.0 tsp.	2.5 tsp.	4.75 tsp.	1.25 oz.	1.5 oz.	2.0 oz.	2.5 oz.	2.75 oz.	4.5 oz.
Maintenance Dose	¼ tsp.	½ tsp.	1.0 tsp.	1.25 tsp.	1.75 tsp.	2.25 tsp.	2.5 tsp.	3.0 tsp.	5.0 tsp.

**TREATMENT OF VISIBLE ALGAE:**

1. Add 5 teaspoons\* of AquaChem [Small] Vinyl Pool Shock per 500 gallons of pool water. Follow application directions on this product.
2. Allow to circulate for 1 hour.
3. With pump and filter operating, apply 4.75 teaspoons\* of **Terminator** [algaecide] per 500 gallons of pool water directly to the pool water in areas of heaviest algae growth.
4. Wait at least 15 minutes after adding algaecide and follow label directions on the AquaChem Small Pool Sanitizer before entering the pool.
5. Continuously circulate pool water for 24 hours.
6. The next day, thoroughly brush pool surfaces.
7. In cases of persistent algae, repeat brushing and product application after 2-4 days.
8. The use of AquaChem Super Water Clarifier will enhance filter efficiency and algae removal.

\*If you use a measuring spoon, use a clean, dedicated spoon to dose the appropriate amount of product into the pool. Keep the dosage spoon stored out of reach of children.

*{Optional table of alternate dosage rates per gallons to be treated.}*

**Quick Reference Table for Algae Curative Doses for Common Pool Sizes**

Pool Capacity in Gallons	250	500	1000	1500	2000	2500	3000	3500	5500
Terminator									
Curative Dose	2.5 tsp.	4.75 tsp.	1.5 oz.	2.5 oz.	3.25 oz.	4.0 oz.	5.0 oz.	5.5 oz.	8.75 oz.

*{Simplified use directions covering product use as a swimming pool algaecide (treatment and/or prevention) and for a swimming pool winter algaecide (to close pool).}*

[How?]

**DIRECTIONS FOR USE:**

It is a violation of Federal Law to use this product in a manner inconsistent with its labeling. Read entire label and use strictly in accordance with precautionary statements and directions.

- Test and balance water before using this product. [Visit [the Aqua Chem Web Site] {or} [www.aquachem.com] {or} [the Pool Time website] {or} [www.pooltime.com] {or} [the Angry Egg website] {or} [www.angryegg.net] {or} [the brand website] for complete pool balancing instructions.]

*{This section is to be used for the treatment of visible algae}*

**[To Kill Algae:**

- Add a granular shock product; follow application directions on that product, allow filter and pump to operate for 1 hour.
- Add 16 fluid ounces per 10,000 gallons directly to the pool in areas of heaviest algae growth and continuously operate filter and pump for 24 hours.
- After 24 hours, thoroughly brush pool surfaces.
- [Product can be re-applied after 72 hours if necessary.]
- Wait at least 15 minutes after adding product before entering pool.]

*{This section is to be used for the prevention of algae}*

**[To Prevent Algae:**

**[Start-up] {or} [Start-up/Opening]:**

- Add 8 fluid ounces per 10,000 gallons along pool edges while filter and pump are operating for the first week's application, then follow Once a Week directions.

**Once a Week:**

- Add 1.5 fluid ounces per 10,000 gallons along pool edges while filter and pump are operating.
- Add more often after heavy rain, frequent backwashing or partial drain/refill.
- Wait at least 15 minutes after adding product before entering pool.]

[Do not use in pools sanitized with biguanides or pools treated with hydrogen peroxide.]

[† In use dilution, this product is non-staining to pool surfaces and equipment.] {or} [† Full strength product will stain porous pool surfaces.]

*{The following is optional text to be used at BioLab's discretion with closing swimming pool use directions.}*

**To Close Pool:**

- Add 16 fluid ounces per 12,000 gallons along pool edges and allow filter and pump to operate for 2-4 hours.
- [Visit [the Aqua Chem Web Site] {or} [www.aquachem.com] {or} [the Pool Time website] {or} [www.pooltime.com] for complete pool closing instructions.]]

{The following is optional text to be used at BioLab's discretion with swimming pool use directions. This information is non-essential and will be provided only as a courtesy. Will not appear on all swimming pool products.}

[**TO DETERMINE POOL CAPACITY:** Rectangular Pools - Length times width times average depth (in feet) times 7.5 equals gallons. Round and Oval Pools - Long diameter times short diameter times average depth (in feet) times 5.9 equals gallons.]

**STORAGE AND DISPOSAL:** Keep this product in its original tightly closed container when not in use. Store in a cool, dry, well ventilated area. Do not contaminate food or feed by storage or disposal. **PRODUCT DISPOSAL:** Securely wrap original container in several layers of newspaper and discard in trash.

**CONTAINER DISPOSAL:** Non-refillable container. Do not reuse or refill this container. Offer for recycling, if available. Triple rinse container (or equivalent) promptly after emptying.

**PRECAUTIONARY STATEMENTS:**

**HAZARDS TO HUMANS AND DOMESTIC ANIMALS: WARNING:** Causes substantial, but temporary, eye injury. Harmful if swallowed. Harmful if inhaled. Do not get in eyes or on clothing. Avoid breathing vapors. Wear safety glasses or goggles. Wash thoroughly with soap and water after handling. Remove contaminated clothing and wash clothing before reuse.

**FIRST AID: IF IN EYES:** Hold eye open and rinse slowly and gently with water for 15-20 minutes. Remove contact lenses, if present, after the first 5 minutes, then continue rinsing eye. Call a poison control center or doctor for treatment advice. **IF SWALLOWED:** Call poison control center or doctor immediately for treatment advice. Have person sip a glass of water if able to swallow. Do not induce vomiting unless told to do so by the poison control center or doctor. Do not give anything by mouth to an unconscious person. **IF INHALED:** Move person to fresh air. If person is not breathing, call 911 or an ambulance, then give artificial respiration, preferably mouth-to-mouth if possible. Call a poison control center or doctor for treatment advice. **IF ON SKIN OR CLOTHING:** Take off contaminated clothing. Rinse skin immediately with plenty of water for 15-20 minutes. Call a poison control center or doctor for treatment advice.

**Have the product container or label with you when calling a poison control center or doctor or going for treatment. [IN CASE OF MEDICAL EMERGENCY, CALL [1-303-623-5716] [1-877-800-5553] [telephone number supplied by supplemental registrant].]**

**PHYSICAL OR CHEMICAL HAZARDS:** Do not mix with other chemicals.

{*Environmental hazards statement for end-use products in containers of less than 5 gallons (liquid).*}

[**ENVIRONMENTAL HAZARDS** This pesticide is toxic to fish and aquatic organisms.]

24/29

*{Environmental hazards statement for end-use products in containers of equal to or greater than 5 gallons (liquid).}*

**[ENVIRONMENTAL HAZARDS** This pesticide is toxic to fish and aquatic organisms. Do not discharge effluent containing this product into lakes, streams, ponds, estuaries, oceans or other waters unless in accordance with the requirements of a National Pollutant Discharge Elimination System (NPDES) permit and the permitting authority has been notified in writing prior to discharge. Do not discharge effluent containing this product to sewer systems without previously notifying the local sewage treatment plant authority. For guidance contact your State Water Board or Regional Office of the EPA.]

**Note:** Buyer assumes all responsibility for safety and use not in accordance with directions. [Metals from source water, ionizers or poorly sequestered algaecides have the potential to stain pool surfaces. Treat these problems with an appropriate metal stain preventative (chelating agent) before using this product.]

[Visit Omni's Internet Web site at [http://]www.omnipool.com]

[Visit [the Aqua Chem Web Site] {or} [www.aquachem.com] {or} [the Pool Time website] {or} [www.pooltime.com] {or} [the Angry Egg website] {or} [www.angryegg.net] {or} [the brand website]

---

[U.S. Patent # 5,541,150]