

5185-473

07/01/2008

1/18

UNITED STATES ENVIRONMENTAL PROTECTION AGENCY  
WASHINGTON, D.C. 20460



United States  
Environmental Protection  
Agency

Office of Pesticide Programs

Bio-Lab, Inc.  
P. O. Box 300002  
Lawrenceville, GA 30049

JUL - 1 2008

Attention: Mark Jernigan  
Federal Registration Manager

**Subject: Terminator**  
EPA Registration No. 5185-473  
Notification Dated June 6, 2008

This will acknowledge receipt of your notification to add optional use claims, submitted under the provisions of FIFRA Section 3(c)(9). Based on a review of the submitted material, the following comments apply.

The Notification is in compliance with PR Notice 98-10 and is acceptable. This information has been made a part of your file.

If you have any questions concerning this letter, please contact Martha Terry at (703) 308-6217.

Sincerely

A handwritten signature in black ink that reads "M Swindell".

Marshall Swindell  
Product Manager 33  
Regulatory Management Branch 1  
Antimicrobials Division (7510P)

2/18

Please read instructions on reverse before completing form.

Form Approved MB No. 2070-0060, Approval expires 2-28-95



United States  
Environmental Protection Agency  
Washington, DC 20460

<input type="checkbox"/>	Registration
<input type="checkbox"/>	Amendment
<input checked="" type="checkbox"/>	Other

OPP Identifier Number

### Application for Pesticide - Section I

1. Company/Product Number Bio-Lab, Inc. / 5185-473	2. EPA Product Manager M. Swindell	3. Proposed Classification <input type="checkbox"/> None <input type="checkbox"/> Restricted
4. Company/Product (Name) Bio-Lab, Inc. / Terminator	PM# 33	
5. Name and Address of Applicant (Include ZIP Code) Bio-Lab, Inc. PO Box 300002 Lawrenceville, GA 30049 <input type="checkbox"/> Check if this is a new address	6. Expedited Review. In accordance with FIFRA Section 3(c)(3) (b)(i), my product is similar or identical in composition and labeling to: EPA Reg. No. _____  Product Name _____	

### Section - II

<input type="checkbox"/> Amendment - Explain below.	<input type="checkbox"/> Final printed labels in response to Agency letter dated _____
<input type="checkbox"/> Resubmission in response to Agency letter dated _____	<input type="checkbox"/> "Me Too" Application.
<input checked="" type="checkbox"/> Notification - Explain below.	<input type="checkbox"/> Other - Explain below.

Explanation: Use additional page(s) if necessary. (For section I and Section II.)

Fee Determination: Fee Category - Not Applicable (Notification, no data) mark.jernigan@chemtura.com

This notification is to add optional use claims.

See attached page for certification.

### Section - III

1. Material This Product Will Be Packaged In:			
Child-Resistant Packaging <input type="checkbox"/> Yes <input type="checkbox"/> No	Unit Packaging <input type="checkbox"/> Yes <input type="checkbox"/> No	Water Soluble Packaging <input type="checkbox"/> Yes <input type="checkbox"/> No	2. Type of Container <input type="checkbox"/> Metal <input type="checkbox"/> Plastic <input type="checkbox"/> Glass <input type="checkbox"/> Paper <input type="checkbox"/> Other (Specify) _____
* Certification must be submitted		If "Yes" Unit Packaging wgt. No. per container	If "Yes" Package wgt. No. per container
3. Location of Net Contents Information <input type="checkbox"/> Label <input type="checkbox"/> Container		4. Size(s) Retail Container	5. Location of Label Directions
6. Manner in Which Label is Affixed to Product <input type="checkbox"/> Lithograph <input type="checkbox"/> Paper glued <input type="checkbox"/> Stenciled		<input type="checkbox"/> Other _____	

### Section - IV

1. Contact Point (Complete items directly below for identification of individual to be contacted, if necessary, to process this application.)		
Name Mark Jernigan	Title Federal Registration Manager	Telephone No. (Include Area Code) 678-502-4149
<b>Certification</b> I certify that the statements I have made on this form and all attachments thereto are true, accurate and complete. I acknowledge that any knowingly false or misleading statement may be punishable by fine or imprisonment or both under applicable law.		6. Date Application Received (Stamped)
2. Signature <i>Mark Jernigan</i>	3. Title Federal Registration Manager	
4. Typed Name Mark Jernigan	5. Date 6/6/08	

**EPA Registration Number: 5185-473**

**Product: Terminator**


**Application for Pesticide dated: June 6, 2008**

**Section - II**  
**Explanation (Continued)**

Notification of additional marketing statement per PR Notice 98-10, Section II (Labeling Notifications), Part N (Other Revisions).

This notification is consistent with the provisions of PR Notice 98-10 and EPA regulations at 40 CFR 152.46, and no other changes have been made to the labeling or the confidential statement of formula of this product. I understand that it is a violation of 18 U.S.C. Sec. 1001 to willfully make any false statement to EPA. I further understand that if this notification is not consistent with the terms of PR Notice 98-10 and 40 CFR 152.46, this product may be in violation of FIFRA and I may be subject to enforcement action and penalties under sections 12 and 14 of FIFRA.

*Mark Ferguson*  
*6/6/08*





4/18

June 6, 2008

Document Processing Desk (NOTIF)  
Office of Pesticide Programs (7504P)  
U. S. Environmental Protection Agency  
Room S-4900, One Potomac Yard  
2777 South Crystal Drive  
Arlington, VA 22202

**Re: Terminator**  
**EPA Registration No.: 5185-473**

Dear Sir/Madam:

Please process the enclosed notification for the above referenced product.

The purpose of this notification is to:

1. Add two (2) optional use claims to the front panel. The proposed changes are marked on the attached label (located on pages 2 & 3).
2. Relocate the Ingredient statement, signal word, and company name and address to the first page.

Enclosed are:

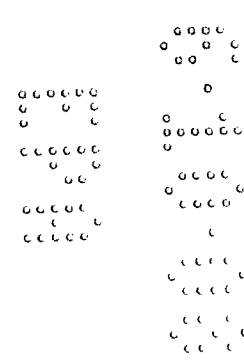
1. Application for Pesticide (EPA Form 8570-1);
2. Notification Certification Statement; and
3. Proposed label with changes marked.

If you have any questions, please call me at 678-502-4149 or [mark.jernigan@chemtura.com](mailto:mark.jernigan@chemtura.com).

Thank you for your attention to this matter.

Sincerely,

Mark Jernigan  
Federal Registration Manager  
Enclosures



P.O. Box 300002  
Lawrenceville, GA 30049-1002 USA  
(678) 502-4000  
(678) 502-4764 FAX



[What?] *{For use on front panel of label as a header above/beside product name.}*

[Why?] *{For use on front panel of label as a header above/beside marketing statements chosen from accepted label text that relates to the consumer features and benefits of product.}*

[Made in USA] ← New

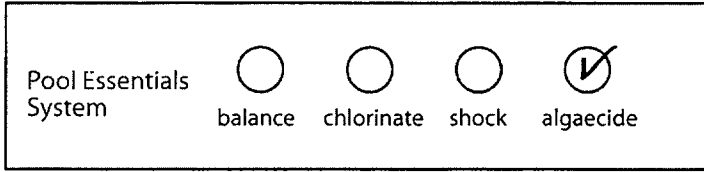
*{Optional marketing statements that may be used with prevention and treatment of algae}*

- [Kills and Controls All Pool Algae Types]
- [Prevents and Kills Green, Mustard and Black Algae]
- [Non-Staining† and Ideal for Pools]
- [Non-Staining†]
- [Ideal for Pools]
- [Results in 24 Hours]
- [Simple Solution for All Pool Algae Problems]
- [A Non-Staining†, All Purpose Preventative Pool [Algaecide][Algicide]]
- [A Preventative Pool [Algaecide] [Algicide]]
- [A Non-Staining† Pool [Algaecide] [Algicide]]
- [An All Purpose Pool [Algaecide] [Algicide]]
- [A Non-Staining† All Purpose Pool [Algaecide] [Algicide]]
- [An Effective, Non-Staining Pool† [Algaecide] [Algicide] for All Types of Algae]
- [A Non-Staining† Pool [Algaecide] [Algicide] for All Types of Algae]
- [An Effective, Pool [Algaecide] [Algicide] for All Types of Algae]
- [An Effective, Non-Staining† Pool [Algaecide] [Algicide] for All Types of Algae]
- [An Effective Pool [Algaecide] [Algicide] for All Types of Algae]
- [Kills and Prevents All types of Pool Algae [Including Black, Green & Mustard Algae]]
- [Kills and Prevents Green, Mustard & Black Algae]
- [Treats 10,000 gallons] *{This statement will only be used when sold in pint bottles for Prevention & Treatment}*
- [Treats 20,000 gallons] *{This statement will only be used when sold in quart bottles for Prevention & Treatment}*
- [Treats 40,000 gallons] *{This statement will only be used when sold in half gallon bottles for Prevention & Treatment}*
- [Non-Foaming]
- [All Algae Killer and Preventative]
- [Kills algae]
- [Prevents algae]
- [Suitable for opening pools]
- [Can be used in salt pools]
- [Compatible with salt pools]
- [Kills all types of algae]
- [Prevents all types of algae]

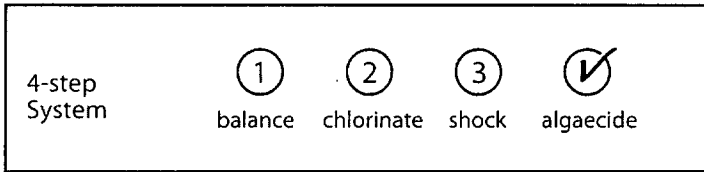
[When?] *{For use on front panel of label as a header above/beside text chosen from accepted label text that relates to the consumer anticipated frequency of product use.}*

[1 X a week] *{For use on front panel when directions for use includes weekly algae prevention dosage rates.}*

{The "Pool Essentials System" box below may be placed on the label to allow easy product category identification by consumers.}



{The "4-step System" box below may be placed on the label to allow easy product category identification by consumers.}



New

{Optional marketing statements that may be used with prevention of algae.}

- [Controls All Pool Algae Types]
- [Prevents Green, Mustard and Black Algae]
- [Non-Staining† and Ideal for Pools]
- [Non-Staining†]
- [Ideal for Pools]
- [A Non-Staining†, All Purpose Preventative Pool [Algaecide] [Algicide]]
- [A Preventative Pool [Algaecide] [Algicide]]
- [A Non-Staining† Pool [Algaecide] [Algicide]]
- [An All Purpose Preventative Pool [Algaecide] [Algicide]]
- [A Non-Staining† Preventative Pool [Algaecide] [Algicide]]
- [An Effective, Non-Staining† Pool [Algaecide] [Algicide] for All Types of Algae]
- [A Non-Staining† Pool [Algaecide] [Algicide] for All Types of Algae]
- [An Effective, Pool [Algaecide] [Algicide] for All Types of Algae]
- [An Effective, Non-Staining† Pool [Algaecide] [Algicide] for All Types of Algae]
- [An Effective Pool [Algaecide] [Algicide] for All Types of Algae]

{Optional marketing statements that may be used with treatment of visible algae.}

- [Treats 10,000 gallons] {This statement will only be used when sold in pint bottles for Treatment}
- [Treats 20,000 gallons] {This statement will only be used when sold in quart bottles for Treatment}
- [Treats 40,000 gallons] {This statement will only be used when sold in half gallon bottles for Treatment}
- [Kills All Pool Algae Types]
- [Kills Green, Mustard and Black Algae]
- [Non-Staining† and Ideal for Pools]
- [Non-Staining†]
- [Ideal for Pools]
- [Results in 24 Hours]
- [Kills All Types of Pool Algae]
- [A Non-Staining† Pool [Algaecide] [Algicide]]
- [An Effective, Non-Staining† Pool [Algaecide] [Algicide] for All Types of Algae]
- [A Non-Staining† Pool [Algaecide] [Algicide] for All Types of Algae]
- [An Effective Pool [Algaecide] [Algicide] for All Types of Algae]

[An Effective, Non-Staining† Pool [Algaecide] [Algicide] for All Types of Algae]  
[An Effective Pool [Algaecide] [Algicide] for All Types of Algae]  
[Non-Foaming]

*{Optional marketing statements that may be used with winterization.}*  
[Specially Formulated to Meet the Specific Needs of Winter Pool Water]  
[Use for Complete Winter Protection]  
[Prevents Algae Growth During Winter Months]  
[Treats 12,000 gallons] *{This statement will only be used when sold in pint bottles for Winterization}*  
[Treats 24,000 gallons] *{This statement will only be used when sold in quart bottles for Winterization}*  
[Treats 48,000 gallons] *{This statement will only be used when sold in half gallon bottles for Winterization}*  
[Non-Foaming]  
[Winter Algae Preventative]  
[Reduces growth of green and blue-green algae in pools over the winter months]  
[Reduces growth of green algae in pools during the winter]  
[Suitable for closing pools]

*{Optional marketing statements that may be used for prevention and treatment of algae in small pools}*  
[Kills and Controls All [Small] [Vinyl] Pool Algae Types]  
[Prevents and Kills Green, Mustard and Black Algae]  
[Non-Staining† and Ideal for [Small] [Vinyl] Pools]  
[Non-Staining†]  
[Ideal for [Small] [Vinyl] Pools]  
[Results in 24 Hours]  
[Simple Solution for All Pool Algae Problems]  
[A Non-Staining†, All Purpose Preventative Pool [Algaecide][Algicide]]  
[A Preventative [Small] [Vinyl] Pool [Algaecide] [Algicide]]  
[A Non-Staining† [Small] [Vinyl] Pool [Algaecide] [Algicide]]  
[An All Purpose [Small] [Vinyl] Pool [Algaecide] [Algicide]]  
[A Non-Staining† All Purpose [Small] [Vinyl] Pool [Algaecide] [Algicide]]  
[An Effective, Non-Staining [Small] [Vinyl] Pool† [Algaecide] [Algicide] for All Types of Algae]  
[A Non-Staining† [Small] [Vinyl] Pool [Algaecide] [Algicide] for All Types of Algae]  
[An Effective, [Small] [Vinyl] Pool [Algaecide] [Algicide] for All Types of Algae]  
[An Effective, Non-Staining†[Small] [Vinyl] Pool [Algaecide] [Algicide] for All Types of Algae]  
[An Effective [Small] [Vinyl] Pool [Algaecide] [Algicide] for All Types of Algae]  
[Kills and Prevents All types of [Small] [Vinyl] Pool Algae [Including Black, Green & Mustard Algae]]  
[Kills and Prevents Green, Mustard & Black Algae]  
[Treats [Small] [Vinyl] Pools of All Volumes]  
[Non-Foaming]  
[All Algae Killer and Preventative]



{Directions to be used for prevention and treatment of algae }

**Swimming Pool [Algaecide] [Algicide] and Algae Preventative**

**Terminator** [algaecide] [algicide] is a highly effective, patented, non-staining [algaecide] [algicide] that kills and controls all types of algae in swimming pools. **Terminator** [algaecide] [algicide] is especially recommended for killing and controlling green, blue-green (frequently called black or spot algae) and mustard algae growths. This product is formulated for use in chlorine or bromine sanitized swimming pools of all surface and filter types.

**IMPORTANT NOTES:**

1. Do not use in pools sanitized with biguanides or pools treated with hydrogen peroxide.
2. Prior to the initial application of this product, test pool water for the presence of metals. If metals are present, apply a metal stain preventative per label directions.
3. When using other products, always follow label directions for those products.
4. [† In use dilution, this product is non-staining to pool surfaces and equipment.] {or} [† Full strength product will stain porous pool surfaces.]

**DIRECTIONS FOR USE:**

It is a violation of Federal Law to use this product in a manner inconsistent with its labeling. Read entire label and use strictly in accordance with precautionary statements and directions.

**PRIOR TO APPLICATION:**

1. Ensure all equipment is working properly. If necessary, clean the filter system.
2. Adjust pH between 7.2-7.6.
3. Establish and maintain proper chlorine or bromine levels. In chlorine-treated pools, add stabilizer to establish a minimum level of 30-40 ppm of cyanuric acid to reduce the degrading effects of sunlight on chlorine residual.
4. Vacuum leaves and any other foreign debris from pool.
5. Brush visible algae thoroughly from the pool's surface with a surface-compatible brush.

**TO PREVENT ALGAE:**

1. Initially apply 8 fluid ounces of this product per 10,000 gallons of pool water with pump and filter operating.
2. Thereafter, for weekly application intervals, add 1.5 fluid ounces per 10,000 gallons of pool water. For two week application intervals, add 3 fluid ounces per 10,000 gallons of pool water every other week. Apply more often if pool volume is diluted by heavy rain, frequent backwashing or partial drain/refill.
3. Wait at least 15 minutes after application before entering pool.

**TREATMENT OF VISIBLE ALGAE:**

1. [Add 1 lb. of [BreakOut] {or} [BreakOut Extra] {or} [granular calcium hypochlorite] per 10,000 gallons of pool water or 1 lb. of [BreakOut 35] [granular lithium hypochlorite] per 6,000 gallons of pool water. Follow application directions on these products. ] {or} [Add 1 lb. of [Chlorinating Granules Plus] [or] [Shock with clarifier] [or] Vinyl Pool Shock] [or] [granular calcium hypochlorite] per 10,000 gallons of pool water. Follow application directions on that product.] {or} [Add 1 lb. of [BioGuard Master Dichloro Granular] [or] [Aqua-Clear Rapid Chlor] [or] [granular sodium dichloro-s-triazinetrione] per 10,000 gallons of pool water. Follow application directions on that product.]
2. Allow to circulate for 1 hour.

10/18

3. With pump and filter operating, apply 16 fluid ounces of **Terminator** [algaecide] [algicide] per 10,000 gallons of pool water directly to the pool water in areas of heaviest algae growth.
4. Continuously circulate pool water for 24 hours.
5. The next day, thoroughly brush pool surfaces.
6. In cases of persistent algae, repeat brushing and product application after 2-4 days.
7. [The use of a filter aid will enhance filter efficiency and algae removal.] {or} [The Chlorinating Granules Plus contains a built in clarifier/filtration enhancer to assist in removing dead algae.] {or} [RWP Shock Plus contains a built in clarifier/filtration enhancer to assist in removing dead algae.]

{Directions to be used for prevention of algae}

**Prevention of Algae**

**Terminator** is a highly effective, patented, non-staining [algaecide] [algicide] that controls all types of algae in swimming pools. **Terminator** [algaecide] [algicide] is especially recommended for controlling green, blue-green (frequently called black or spot algae) and mustard algae growths. This product is formulated for use in chlorine or bromine sanitized swimming pools of all surface and filter types.

**IMPORTANT NOTES:**

- 1. Do not use in pools sanitized with biguanides or pools treated with hydrogen peroxide.
- 2. Prior to the initial application of this product, test pool water for the presence of metals. If metals are present, apply a metal stain preventative per label directions
- 3. [† In use dilution, this product is non-staining to pool surfaces and equipment.] {or} [† Full strength product will stain porous pool surfaces.]
- 4. This product is designed to prevent the growth of algae. If visible growth is already present, it will be necessary to use a treatment product to kill the visible algae. [See your [Guardex] [Hydrotech] [Omni] Dealer.]

**DIRECTIONS FOR USE:**

It is a violation of Federal Law to use this product in a manner inconsistent with its labeling. Read entire label and use strictly in accordance with precautionary statements and directions.

**PRIOR TO APPLICATION:**

- 1. Ensure all equipment is working properly. If necessary, clean the filter system.
- 2. Adjust pH between 7.2-7.6.
- 3. Establish and maintain proper chlorine or bromine levels. In chlorine treated pools, add stabilizer to establish a minimum level of 30-40 ppm of cyanuric acid to reduce the degrading effects of sunlight on chlorine residual.
- 4. Vacuum leaves and any other foreign debris from pool.
- 5. Brush pool thoroughly with a surface-compatible brush.

**TO PREVENT ALGAE:**

- 1. With pump and filter operating, initially apply 8 fluid ounces of this product per 10,000 gallons of pool water.
- 2. Thereafter, for weekly application intervals, add 1.5 fluid ounces per 10,000 gallons of pool water. For two week application intervals, add 3 fluid ounces per 10,000 gallons of pool water every other week. Apply more often if pool volume is diluted by heavy rain, frequent backwashing or partial drain/refill.
- 3. Wait at least 15 minutes after application before entering pool.

{Directions to be used for treatment of visible algae.}

**Treatment of Visible Algae**

**Terminator** is a highly effective, patented, non-staining [algaecide] [algicide] that kills all types of algae in swimming pools. **Terminator** [algaecide] [algicide] is especially recommended for killing green, blue-green (frequently called black or spot algae) and mustard algae growths. This product is formulated for use in chlorine or bromine sanitized swimming pools of all surface and filter types.

**IMPORTANT NOTES:**

1. Do not use in pools sanitized with biguanides or pools treated with hydrogen peroxide.
2. Prior to the initial application of this product, test pool water for the presence of metals. If metals are present, apply a metal stain preventative per label directions.
3. [† In use dilution, this product is non-staining to pool surfaces and equipment.] {or} [† Full strength product will stain porous pool surfaces.]

**DIRECTIONS FOR USE:**

It is a violation of Federal Law to use this product in a manner inconsistent with its labeling. Read entire label and use strictly in accordance with precautionary statements and directions

**PRIOR TO APPLICATION:**

1. Ensure all equipment is working properly. If necessary, clean the filter system.
2. Adjust pH between 7.2-7.6.
3. Establish and maintain proper chlorine or bromine levels. In chlorine-treated pools, add stabilizer to establish a minimum level of 30-40 ppm of cyanuric acid to reduce the degrading effects of sunlight on chlorine residual.
4. Vacuum leaves and any other foreign debris from pool.
5. Brush visible algae thoroughly from the pool's surface with a surface-compatible brush.

**TREATMENT OF VISIBLE ALGAE:**

1. [Add 1 lb. of [BreakOut] {or} [BreakOut Extra] {or} [granular calcium hypochlorite] per 10,000 gallons of pool water or 1 lb. of [BreakOut 35] [granular lithium hypochlorite] per 6,000 gallons of pool water. Follow application directions on these products. ] {or} [Add 1 lb. of [Chlorinating Granules Plus] [or] [Shock with clarifier] [or] Vinyl Pool Shock] [or] [granular calcium hypochlorite] per 10,000 gallons of pool water. Follow application directions on that product.] {or} [Add 1 lb. of [BioGuard Master Dichloro Granular] [or] [Aqua-Clear Rapid Chlor] [or] [granular sodium dichloro-s-triazinetrione] per 10,000 gallons of pool water. Follow application directions on that product.]
2. Allow to circulate for 1 hour.
3. With pump and filter operating, apply 16 fluid ounces of **Terminator** [algaecide] [algicide] per 10,000 gallons of pool water directly to the pool water in areas of heaviest algae growth.
4. Continuously circulate pool water for the next 24 hours.
5. Afterwards, thoroughly brush pool surfaces.
6. In cases of persistent algae, repeat brushing and application after 2-4 days.
7. [The use of a filter aid will enhance filter efficiency and algae removal.] {or} [The Chlorinating Granules Plus contains a built in clarifier/filtration enhancer to assist in removing dead algae.] {or} [RWP Shock Plus contains a built in clarifier/filtration enhancer to assist in removing dead algae.]

{Directions to be used for winterization}

### Winter Algae Preventative for Swimming Pools

**Terminator** [winter] [algaecide] prevents the growth of all types of pool algae and aids in maintaining pool water clarity during the winter when the pool is not in use. **Terminator** [winter] [algaecide] is formulated for use in chlorine or bromine sanitized swimming pools of all surface and filter types.

#### IMPORTANT NOTES:

1. Do not use in pools sanitized with biguanides or pools treated with hydrogen peroxide.
2. Prior to the initial application of this product, test pool water for the presence of metals. If metals are present, use a metal stain preventative per label directions.
3. In use dilution, this product is non-staining to pool surfaces and equipment.

**DIRECTIONS FOR USE:** It is a violation of Federal Law to use this product in a manner inconsistent with its labeling. Read entire label and use strictly in accordance with precautionary statements and directions.

1. Test your pool water or take a sample of your pool water to your [Guardex] [Hydrotech] [Omni] Dealer. Follow their directions for product application(s) to properly balance your water for conditions in your area. Be sure to check for the presence of metals.
2. With pump and filter operating, pour **Terminator** [winter][algaecide] directly into pool water along the edges of the pool. Add 16 fluid ounces of this product per 12,000 gallons of pool water and allow to circulate 2-4 hours.
3. [Add 1 lb. of [BreakOut] {or} [BreakOut Extra] {or} [granular calcium hypochlorite] per 10,000 gallons of pool water or 1 lb. of [BreakOut 35] {or} [granular lithium hypochlorite] per 6,000 gallons of pool water][or][add the appropriate amount of [Enhanced] Winter Shock[II] ] {or} [Add 1 lb. of [BioGuard Master Dichloro Granular] [or] [Aqua-Clear Rapid Chlor] [or] [granular sodium dichloro-s-triazinetriene] per 10,000 gallons of pool water] according to the label directions for that product.
4. Clean pool water line and filter.

In areas with severe freezing, drain pool equipment and plumbing line or use an antifreeze recommended for swimming pool plumbing and equipment. [Pools with mesh covers or without covers may need to apply 1 lb. of [BreakOut] {or} [BreakOut Extra] {or} [granular calcium hypochlorite] per 10,000 gallons of pool water or 1 lb. of [BreakOut 35] {or} [granular lithium hypochlorite] per 6,000 gallons of pool water according to the label directions for that product mid-winter or just prior to freezing.] {or} [Pools with mesh covers or without covers may need to add the appropriate amount of [Enhanced] Winter Shock [II] according to the label directions for that product mid-winter or just prior to freezing.] {or} [Pools with mesh covers or without covers may need to apply 1 lb. of [BioGuard Master Dichloro Granular] [or] [Aqua-Clear Rapid Chlor] [or] [granular sodium dichloro-s-triazinetriene] per 10,000 gallons of pool water according to the label directions for that product mid-winter or just prior to freezing.]

14/18

{Directions to be used for prevention and treatment of algae in small pools.}

**[Small] [Vinyl] Swimming Pool [Algaecide] [and Algae Preventative]**

**Terminator** [algaecide] is a highly effective, patented, non-staining [algaecide] that kills and controls all types of algae in [small] [vinyl] swimming pools. **Terminator** [algaecide] is especially recommended for killing and controlling green, blue-green (frequently called black or spot algae) and mustard algae growths. This product is formulated for use in [small] [vinyl] chlorine sanitized swimming pools.

**IMPORTANT NOTES:**

1. Before the initial application of this product, test pool water for the presence of metals. If metals are present, apply a metal stain preventative per label directions.
2. When using other products, always follow label directions for those products.
3. [† In use dilution, this product is non-staining to pool surfaces and equipment.] {or} [† Full strength product will stain porous pool surfaces.]

**DIRECTIONS FOR USE:**

It is a violation of Federal Law to use this product in a manner inconsistent with its labeling. Read entire label and use strictly in accordance with precautionary statements and directions.

**PRIOR TO APPLICATION:**

1. Ensure all equipment is working properly. If necessary, clean the filter system.
2. Adjust pH between 7.2-7.6.
3. Establish and maintain proper chlorine levels. In chlorine-treated pools, add stabilizer to establish a minimum level of 30 PPM of cyanuric acid to reduce the degrading effects of sunlight on chlorine residual.
4. Remove leaves and any other foreign debris from pool.
5. Brush visible algae thoroughly from the pool's surface with a vinyl safe brush.

**TO PREVENT ALGAE:**

1. Initially apply 2.5 teaspoons\* per 500 gallons of pool water with pump and filter operating. Wait at least 15 minutes after adding product before entering pool.
2. Thereafter, for weekly application intervals, add ½ teaspoon per 500 gallons of pool water. For two week application intervals, add 1 teaspoon per 500 gallons of pool water every other week. Apply more often if pool volume is diluted by heavy rain, frequent backwashing or partial drain/refill.

{Optional table of alternate dosage rates per gallons to be treated.}

**Quick Reference Table for Algae Preventative Doses for Common Pool Sizes**

Pool Capacity in Gallons	250	500	1000	1500	2000	2500	3000	3500	5500
<b>Terminator</b>									
Initial Dose	1.0 tsp.	2.5 tsp.	4.75 tsp.	1.25 oz.	1.5 oz.	2.0 oz.	2.5 oz.	2.75 oz.	4.5 oz.
Maintenance Dose	¼ tsp.	½ tsp.	1.0 tsp.	1.25 tsp.	1.75 tsp.	2.25 tsp.	2.5 tsp.	3.0 tsp.	5.0 tsp.

15/18

**TREATMENT OF VISIBLE ALGAE:**

1. Add 5 teaspoons\* of AquaChem [Small] Vinyl Pool Shock per 500 gallons of pool water. Follow application directions on this product.
2. Allow to circulate for 1 hour.
3. With pump and filter operating, apply 4.75 teaspoons\* of **Terminator** [algaecide] per 500 gallons of pool water directly to the pool water in areas of heaviest algae growth.
4. Wait at least 15 minutes after adding algaecide and follow label directions on the AquaChem Small Pool Sanitizer before entering the pool.
5. Continuously circulate pool water for 24 hours.
6. The next day, thoroughly brush pool surfaces.
7. In cases of persistent algae, repeat brushing and product application after 2-4 days.
8. The use of AquaChem Super Water Clarifier will enhance filter efficiency and algae removal.

\*If you use a measuring spoon, use a clean, dedicated spoon to dose the appropriate amount of product into the pool. Keep the dosage spoon stored out of reach of children.

*{Optional table of alternate dosage rates per gallons to be treated.}*

**Quick Reference Table for Algae Curative Doses for Common Pool Sizes**

Pool Capacity in Gallons	250	500	1000	1500	2000	2500	3000	3500	5500
<b>Terminator</b>									
Curative Dose	2.5 tsp.	4.75 tsp.	1.5 oz.	2.5 oz.	3.25 oz.	4.0 oz.	5.0 oz.	5.5 oz.	8.75 oz.

16/18

*{Simplified use directions covering product use as a swimming pool algaecide and for a swimming pool winter algaecide (to close pool).}*

[How?]

**DIRECTIONS FOR USE:**

It is a violation of Federal Law to use this product in a manner inconsistent with its labeling. Read entire label and use strictly in accordance with precautionary statements and directions.

- Test and balance water before using this product. Visit [the Aqua Chem Web Site] {or} [www.aquachem.com] {or} [the Pool Time website] {or} [www.pooltime.com] for complete pool balancing instructions.

**To Kill Algae:**

- Add a granular shock product; follow application directions on that product, allow filter and pump to operate for 1 hour.
- Add 16 fluid ounces per 10,000 gallons directly to the pool in areas of heaviest algae growth and continuously operate filter and pump for 24 hours.
- After 24 hours, thoroughly brush pool surfaces.
- [Product can be re-applied after 72 hours if necessary.]
- Wait at least 15 minutes after adding product before entering pool.

**To Prevent Algae:**

**[Start-up] {or} [Start-up/Opening]:**

- Add 8 fluid ounces per 10,000 gallons along pool edges while filter and pump are operating for the first week's application, then follow Once a Week directions.

**Once a Week:**

- Add 1.5 fluid ounces per 10,000 gallons along pool edges while filter and pump are operating.
- Add more often after heavy rain, frequent backwashing or partial drain/refill.
- Wait at least 15 minutes after adding product before entering pool.

[Do not use in pools sanitized with biguanides or pools treated with hydrogen peroxide.]

[† In use dilution, this product is non-staining to pool surfaces and equipment.] {or} [† Full strength product will stain porous pool surfaces.]

*{The following is optional text to be used at BioLab's discretion with closing swimming pool use directions.}*

**To Close Pool:**

- Add 16 fluid ounces per 12,000 gallons along pool edges and allow filter and pump to operate for 2-4 hours.
- [Visit [the Aqua Chem Web Site] {or} [www.aquachem.com] {or} [the Pool Time website] {or} [www.pooltime.com] for complete pool closing instructions.]]



*{The following is optional text to be used at BioLab's discretion with swimming pool use directions. This information is non-essential and will be provided only as a courtesy. Will not appear on all swimming pool products.}*

**[TO DETERMINE POOL CAPACITY:** Rectangular Pools - Length times width times average depth (in feet) times 7.5 equals gallons. Round and Oval Pools - Long diameter times short diameter times average depth (in feet) times 5.9 equals gallons.]

**STORAGE AND DISPOSAL:** Keep this product in its original tightly closed container when not in use. Store in a cool, dry, well ventilated area. Do not contaminate food or feed by storage or disposal. **PRODUCT DISPOSAL:** Securely wrap original container in several layers of newspaper and discard in trash. **CONTAINER DISPOSAL:** Non-refillable container. Do not reuse or refill this container. Offer for recycling, if available. Triple rinse container (or equivalent) promptly after emptying.

**PRECAUTIONARY STATEMENTS:**

**HAZARDS TO HUMANS AND DOMESTIC ANIMALS: CAUTION:** Harmful if swallowed. Causes moderate, but temporary, eye irritation. Avoid contact with eyes or clothing. Wear protective eye wear (safety glasses). Wash thoroughly with soap and water after handling. Remove contaminated clothing and wash clothing before reuse.

**FIRST AID: IF IN EYES:** Hold eye open and rinse slowly and gently with water for 15-20 minutes. Remove contact lenses, if present, after the first 5 minutes, then continue rinsing eye. Call a poison control center or doctor for treatment advice. **IF ON SKIN OR CLOTHING:** Take off contaminated clothing. Rinse skin immediately with plenty of water for 15-20 minutes. Call a poison control center or doctor for treatment advice. **IF SWALLOWED:** Call poison control center or doctor immediately for treatment advice. Have person sip a glass of water if able to swallow. Do not induce vomiting unless told to do so by the poison control center or doctor. Do not give anything by mouth to an unconscious person.

**[IN CASE OF MEDICAL EMERGENCY, CALL [1-303-623-5716] [1-877-800-5553] [telephone number supplied by supplemental registrant].]**

**PHYSICAL OR CHEMICAL HAZARDS:** Do not mix with other chemicals.

*{Environmental hazards statement for end-use products in containers of less than 5 gallons (liquid).}*  
**[ENVIRONMENTAL HAZARDS** This pesticide is toxic to fish and aquatic organisms.]

*{Environmental hazards statement for end-use products in containers of equal to or greater than 5 gallons (liquid).}*  
**[ENVIRONMENTAL HAZARDS** This pesticide is toxic to fish and aquatic organisms. Do not discharge effluent containing this product into lakes, streams, ponds, estuaries, oceans or other waters unless in accordance with the requirements of a National Pollutant Discharge Elimination System (NPDES) permit and the permitting authority has been notified in writing prior to discharge. Do not discharge effluent containing this product to sewer systems without previously notifying the local sewage treatment plant authority. For guidance contact your State Water Board or Regional Office of the EPA.]

18/18

**Note:** Buyer assumes all responsibility for safety and use not in accordance with directions. [Metals from source water, ionizers or poorly sequestered algaecides have the potential to stain pool surfaces. Treat these problems with an appropriate metal stain preventative (chelating agent) before using this product.]

[Visit Omni's Internet Web site at [<http://www.omnipool.com>]]

[U.S. Patent # 5,541,150]