

5185-441

11/5/2008

1/17

UNITED STATES ENVIRONMENTAL PROTECTION AGENCY  
WASHINGTON, DC 20460



Office of Pesticide Programs

November 5, 2008

**FILE COPY**

Mark Jernigan  
Bio-Lab, Inc.  
PO Box 300002  
Lawrenceville, GA 30049-1002

Subject: **BioGuard Master Dichloro Dihydrate**  
EPA Registration Number: 5185-441  
Application Dated: October 31, 2008  
Receipt Date: November 3, 2008

Dear Mr. Jernigan:

This acknowledges receipt of your notification, submitted under the provision of PR Notice 98-10, FIFRA Section 3(c) 9.

**Proposed Notification**

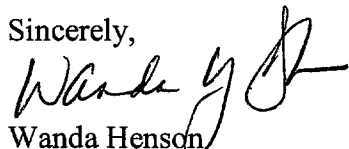
- Add additional marketing statement.

**General Comment**

Based on a review of the material submitted, the following comment applies:

This notification is accepted and a copy has been inserted in your file for future reference.

Should you have any questions concerning this letter, please contact Wanda Henson at (703) 308-6345.

Sincerely,  
  
Wanda Henson  
Product Reviewer (32)  
Regulatory Management Branch II  
Antimicrobials Division (7510P)



United States  
**Environmental Protection Agency**  
 Washington, DC 20460

Registration  
 Amendment  
 Other

OPP Identifier Number

**Application for Pesticide - Section I**

1. Company/Product Number Bio-Lab, Inc. / 5185-441	2. EPA Product Manager E. Mitchell	3. Proposed Classification <input checked="" type="checkbox"/> None <input type="checkbox"/> Restricted
4. Company/Product (Name) BioGuard Master Dichloro Dihydrate	PM# 32	
5. Name and Address of Applicant (Include ZIP Code) Bio-Lab, Inc. PO Box 300002 Lawrenceville, GA 30049-1002 <input type="checkbox"/> Check if this is a new address	6. Expedited Review. In accordance with FIFRA Section 3(c)(3) (b)(i), my product is similar or identical in composition and labeling to: EPA Reg. No. _____ Product Name _____	

**Section - II**

<input type="checkbox"/> Amendment - Explain below.	<input type="checkbox"/> Final printed labels in response to Agency letter dated _____
<input type="checkbox"/> Resubmission in response to Agency letter dated _____	<input type="checkbox"/> "Me Too" Application.
<input checked="" type="checkbox"/> Notification - Explain below.	<input type="checkbox"/> Other - Explain below.

**Explanation:** Use additional page(s) if necessary. (For section I and Section II.)

Fee Determination: Fee Category - Not Applicable (Notification) mark.jernigan@chemtura.com

Notification to add additional marketing statements. Per PR Notice 98-10, Section II, (Labeling Notifications), Part D (Other Revisions). Please see attached page for certification.

**Section - III**

1. Material This Product Will Be Packaged In:

Child-Resistant Packaging <input type="checkbox"/> Yes <input type="checkbox"/> No	Unit Packaging <input type="checkbox"/> Yes <input type="checkbox"/> No If "Yes" Unit Packaging wgt. No. per container	Water Soluble Packaging <input type="checkbox"/> Yes <input type="checkbox"/> No If "Yes" Package wgt. No. per container	2. Type of Container <input type="checkbox"/> Metal <input type="checkbox"/> Plastic <input type="checkbox"/> Glass <input type="checkbox"/> Paper <input type="checkbox"/> Other (Specify) _____
--	---	---	--

\* Certification must be submitted

3. Location of Net Contents Information <input type="checkbox"/> Label <input type="checkbox"/> Container	4. Size(s) Retail Container	5. Location of Label Directions <input type="checkbox"/>
6. Manner in Which Label is Affixed to Product <input type="checkbox"/> Lithograph Paper glued Stenciled		<input type="checkbox"/> Other _____

**Section - IV**

1. Contact Point (Complete items directly below for identification of individual to be contacted, if necessary, to process this application.)

Name Mark Jernigan	Title Federal Registration Manager	Telephone No. (Include Area Code) 678-502-4144
-----------------------	---------------------------------------	---

**Certification**

I certify that the statements I have made on this form and all attachments thereto are true, accurate and complete. I acknowledge that any knowingly false or misleading statement may be punishable by fine or imprisonment or both under applicable law.

2. Signature 	3. Title Federal Registration Manager	6. Date Application Received <b>(Stamped)</b>
4. Typed Name Mark Jernigan	5. Date 10/31/08	



A Subsidiary of Great Lakes Chemical Corporation

October 31, 2008

Document Processing Desk (NOTIF)  
Office of Pesticide Programs (7504P)  
U. S. Environmental Protection Agency  
Room S-4900, One Potomac Yard  
2777 South Crystal Drive  
Arlington, VA 22202

**Re: BioGuard Master Dichloro Dihydrate  
EPA Registration No.: 5185-441**

Dear Sir/Madam:

Please process the enclosed notification for the above referenced product.

The purpose of this notification is to:

Add one optional marketing claim to the front panel. The proposed change is marked on the attached label (located on page 4).

Enclosed are:

1. Application for Pesticide (EPA Form 8570-1);
2. Notification Certification Statement; and
3. Proposed label with changes marked.

If you have any questions, please call me at 678-502-4149 or [mark.jernigan@chemtura.com](mailto:mark.jernigan@chemtura.com).

Thank you for your attention to this matter.

Sincerely,

Mark Jernigan  
Federal Registration Manager

Enclosures



3/17

**EPA Registration Number: 5185-441**

**Product: BioGuard Master Dichloro Dihydrate**

**Application for Pesticide dated: October 31, 2008**

**Section - II**

**Explanation (Continued)**

Notification of additional marketing statements per PR Notice 98-10, Section II (Labeling Notifications), Part N (Other Revision).

This notification is consistent with the provisions of PR Notice 98-10 and EPA regulations at 40 CFR 152.46, and no other changes have been made to the labeling or the confidential statement of formula of this product. I understand that it is a violation of 18 U.S.C. Sec. 1001 to willfully make any false statement to EPA. I further understand that if this notification is not consistent with the terms of PR Notice 98-10 and 40 CFR 152.46, this product may be in violation of FIFRA and I may be subject to enforcement action and penalties under sections 12 and 14 of FIFRA.

*Mark Jennings*  
*10/31/08*

RECEIVED  
NOV 10 2008  
EPA  
WASHINGTON, DC

5/17

{All text in brackets [xxx] is optional and may or may not be included on a final label.}  
{All text in braces {xxx} is administrative and will not appear on a final label.}

**BIOGUARD  
MASTER DICHLORO DIHYDRATE**

**ACTIVE INGREDIENT:**

Sodium dichloro-s-triazinetrione dihydrate .....99.0%  
OTHER INGREDIENTS ..... 1.0%  
TOTAL INGREDIENTS ..... 100.0%

**KEEP OUT OF REACH OF CHILDREN  
DANGER**


See [back] [side] panel for First Aid and additional precautionary statements.

BIOLAB, INC.  
P.O. Box 300002  
LAWRENCEVILLE, GA 30049

EPA REG. NO. 5185-441  
EPA EST. NO. 5185-GA-1

Net Contents: {as indicated on container}

[Made in USA]



*{Optional marketing statements that may be used with swimming pool sanitization.}*

[For use in vinyl, painted, fiberglass or color plaster surface pools.]

[Granular Stabilized Chlorinator]

[Restores water clarity.]

[Ideal for pool start-ups.]

[Ideal for white plaster pools.]

[Ideal for vinyl pools.]

[For all pool types]

[For all pool surfaces]

[Quick-dissolving]

[Quick-dissolving stabilized chlorinating granules.]

[Quick-dissolving sanitizer and oxidizer.]

[Quick-dissolving sanitizer and shock.]

[For commercial and service use] *{For use on larger size containers sold to pool service professionals.}*

[Step 1] *{Sanitizer treatments are marketed as step one of a three step program to treat swimming pool water.}*

[Ideal for use with BioLab UV system]

[Suitable for use with BioLab UV system]

[Compatible with BioLab UV system]

[BioLab UV system approved.]

[Use BioGuard Master Dichloro Dihydrate with BioLab UV system]

[Contains SunShield®]

[Contains SunShield® protection against sunlight]

[Maintain] *{Designates that this product is part of a maintenance line of products}*

[As Needed\*] *{Application frequency per swimming pool sanitization directions.}*

[Test and Add\*] *{Application frequency per swimming pool sanitization directions.}*

[\*Please refer to directions for use]

[BioGuard Care System]

*{The "BioGuard Care System" below may be placed on the label to allow easy product identification by consumers.}*

[BioGuard Care System (X) Sanitizer ( ) Shock ( ) [Algicide][Algaecide]]

[Suitable for small vinyl pools]

[Suitable for small above ground pools]

[Do not mix with other products]

*{Optional marketing statements that may be used with pool shock treatment.}*

[For use in vinyl, painted, fiberglass or color plaster surface pools.]

[Restores water clarity.]

[Ideal for pool start-ups.]

[Ideal for white plaster pools.]

[Ideal for vinyl pools.]

[For all pool surfaces]

[For all pool types]

[Quick-dissolving]

[Quick-dissolving stabilized chlorinating granules.]

[Quick-dissolving sanitizer and oxidizer.]

[Use entire bag in one application.] *{To only be used if sold in one pound bags.}*

[Shock]

[Quick-dissolving shock]

[Step 2] *{Shock treatments are marketed as step two of a three step program to treat swimming pool water.}*

[TO OPEN CUT ALONG DOTTED LINE WITH SCISSORS] *{For use when packaged in child resistant bags.}*

[Ideal for use with BioLab UV system]

[Suitable for use with BioLab UV system]

[Compatible with BioLab UV system]

[BioLab UV system approved.]

[Use BioGuard Master Dichloro Dihydrate with BioLab UV system]

[Maintain] *{Designates that this product is part of a maintenance line of products}*

[Once-A-Week\*] *{Application frequency per weekly pool shock treatment directions.}*

[As Needed\*] *{Application frequency per pool shock treatment directions.}*

[\*Please refer to directions for use]

[BioGuard Care System]

*{The "BioGuard Care System" below may be placed on the label to allow easy product identification by consumers.}*

[BioGuard Care System ( ) Sanitizer (X) Shock ( ) [Algicide][Algaecide]]

[Suitable for pools with a Saline Chlorination System]

[Suitable for use with Mineral Springs]

[Do not mix with other products]

*{Optional marketing statements that may be used with swimming pool algaecide.}*

[For use in vinyl, painted, fiberglass or color plaster surface pools.]

[Granular Stabilized Chlorinator]

[Restores water clarity.]

[Ideal for pool start-ups.]

[Ideal for white plaster pools.]

[Fast-acting granular algae killer.]

[Ideal for vinyl pools.]

[For all pool types]

[For all pool surfaces]

[Quick-dissolving]

[Quick-dissolving stabilized chlorinating granules.]

[Quick-dissolving sanitizer and oxidizer.]

[Use entire bag in one application.] *{To only be used if sold in one pound bags.}*

[Black algae killer]

[Kills algae growth on pool surfaces]

[Ideal for use with BioLab UV system]

- [Suitable for use with BioLab UV system]
- [Compatible with BioLab UV system]
- [BioLab UV system approved.]
- [Use BioGuard Master Dichloro Dihydrate with BioLab UV system]
- [Remedy] {Designates that this product is part of a remedy line of products}
- [As Needed\*] {Application frequency per swimming pool algaecide directions.}
- [\*Please refer to directions for use]
- [Do not mix with other products]

*{Optional marketing statements that may be used with winter swimming pool treatment.}*

- [Effective winter shock treatment.]
- [Ideal for white plaster pools.]
- [Ideal for vinyl pools.]
- [For use in vinyl, painted, fiberglass or color plaster surface pools.]
- [For all pool types]
- [For all pool surfaces]
- [Granular Stabilized Chlorinator]
- [Restores water clarity.]
- [Quick-dissolving stabilized chlorinating granules.]
- [Do not mix with other products]
- [Off Season]

Handwritten mark with an arrow pointing to the 'Off Season' line.

*{Optional marketing statements that may be used with spa and hot tub sanitization.}*

- [Granular Stabilized Chlorinator]
- [For spas and hot tubs]
- [Quick-dissolving]
- [Fast-acting]

Faint, illegible text or markings at the bottom right of the page.



*{Directions to be used for swimming pool sanitization}*

### SWIMMING POOL SANITIZER

*{To maintain brand segmentation, two sets of marketing statements are provided to maintain separate brand identity. One of the following Options will be used on the label.}*

#### ***{Option A}***

[BioGuard® has a wide variety of products that are required to maintain a high quality swimming environment. These products are designated as "Maintain".]

When used as directed, this product is effective as a swimming pool water sanitizing agent.

#### ***{Option B}***

[BioGuard® has a wide variety of products that are required to maintain a high quality swimming environment. These products are designated as "Maintain".]

[The BioGuard® Care System has three important parts that help you maintain crystal blue sparkling water.

- A sanitizer to control bacteria
- A shock to destroy contaminants
- A preventative [algicide][algaecide] to stop algae before it starts

All parts of the BioGuard Care System are vital to achieve beautiful water.]

[This product] *{or}* [BioGuard Master Dichloro Dihydrate] is an effective chlorinating sanitizer. Use of [this product] *{or}* [BioGuard Master Dichloro Dihydrate] helps you maintain crystal blue and sparkling water. [This product] *{or}* [BioGuard Master Dichloro Dihydrate] kills bacteria [and algae] [as well as prevents algae growth].

[This product] *{or}* [BioGuard Master Dichloro Dihydrate] is fast dissolving and easy to apply. [This product] *{or}* [BioGuard Master Dichloro Dihydrate] is suitable for all pool types.

**DIRECTIONS FOR USE:** It is a violation of Federal Law to use this product in a manner inconsistent with its labeling. Read entire label and use strictly in accordance with precautionary statements and directions.

Ensure all pool equipment is working properly. Clean or backwash filter following manufacturer's directions. Adjust pH to between 7.2-7.6. Add stabilizer to establish a minimum level of 30-40 ppm to reduce the degradative effects of sunlight upon the chlorine residual. Check for metals. Before using this product, add stain and scale inhibitor to prevent staining of pool

surface due to metals. When using other products as outlined in the directions for this product, always follow directions on those products.


With pump running, broadcast 4 ounces of this product per 10,000 gallons directly into the water in the deep end of the pool as an initial treatment. [To treat smaller pools, add one level teaspoon of this product per 200 gallons of water.] Repeat additions until a residual of 1-4 ppm chlorine is established as determined by the use of a test kit [or test strips]. To prevent damage to pool surface, use a pool brush to disperse granules that may have settled to the bottom of the pool. NEVER ALLOW UNDISSOLVED PRODUCT TO REST IN CONTACT WITH BLEACHABLE POOL SURFACES. Regular use of a test kit [or test strips] is necessary to determine when it is necessary to add another dose of this product to maintain a residual of 1-4 ppm available chlorine in the pool water. An average daily dose requirement is 2-3 oz. of this product per 10,000 gallons of water. [For smaller pools, average daily dose requirement is 1/2 - 3/4 teaspoon of this product per 200 gallons of water.]

After use of this product it is recommended that a preventative algae treatment be added on a weekly basis.

**[SUPERCHLORINATION]{or}[SHOCK]:** Broadcast one pound of this product per 10,000 gallons directly into the water in the deep end of the pool. To prevent damage to pool surface, use a pool brush to disperse any granules that may have settled to the bottom of your pool. NEVER ALLOW UNDISSOLVED PRODUCT TO REST IN CONTACT WITH BLEACHABLE POOL SURFACES.

In water temperatures less than 70°F, or as an alternate application procedure, pre-dissolve this product prior to applying evenly to the deep end of the pool. Dissolve this product outdoors, in a clean plastic bucket stirring with a clean plastic or wooden spoon. Add this product to water; NEVER add water to product. NEVER add more than 1 pound of this product to less than 3 gallons of cool water. Do not mix with other products when pre-dissolving.

**Reentry into treated swimming pools is prohibited above levels of 4 ppm chlorine due to risk of body injury.**



*{Directions to be used for pool shock treatment}*

**SWIMMING POOL SHOCK TREATMENT**

*{To maintain brand segmentation, two sets of marketing statements are provided to maintain separate brand identity. One of the following Options will be used on the label.}*

***{Option A}***

[BioGuard® has a wide variety of products that are required to maintain a high quality swimming environment. These products are designated as "Maintain".]

This product restores water sparkle and comfort by killing harmful bacteria and algae and destroying non-filterable swimmer wastes such as perspiration and suntan oils. These wastes can cause cloudy, dull water, eye irritation and strong odors. Regular use of this product in chlorinated pools destroys bacteria and swimmer wastes maintaining sparkling, clean, clear water.

[This product] *{or}* [BioGuard Master Dichloro Dihydrate] should be used weekly as a maintenance shock when using the BioLab UV system].]

***{Option B}***

[BioGuard® has a wide variety of products that are required to maintain a high quality swimming environment. These products are designated as "Maintain".]

[The BioGuard® Care System has three important parts that help you maintain crystal blue sparkling water.

- A sanitizer to control bacteria
- A shock to destroy contaminants
- A preventative [algicide][algaecide] to stop algae before it starts

All parts of the BioGuard Care System are vital to achieve beautiful water.]

[This product] *{or}* [BioGuard Master Dichloro Dihydrate] is an effective shock product. Weekly use of [this product] *{or}* [BioGuard Master Dichloro Dihydrate] keeps your water crystal blue and sparkling. [This product] *{or}* [BioGuard Master Dichloro Dihydrate]:

- oxidizes organic contaminants that cause cloudy water, musty odors and eye irritation
- kills bacteria [and algae] [as well as prevents algae growth]

This rapid dissolving shock product is easy to use. [This product] *{or}* [BioGuard Master Dichloro Dihydrate] is suitable for all pool types.

[This product] {or} [BioGuard Master Dichloro Dihydrate] should be used weekly as a maintenance shock when using the BioLab UV system].

**DIRECTIONS FOR USE:** It is a violation of Federal Law to use this product in a manner inconsistent with its labeling. Read entire label and use strictly in accordance with precautionary statements and directions.

Ensure all pool equipment is working properly. Clean or backwash filter following manufacturer's directions. Adjust pH to between 7.2-7.6. In chlorine treated pools, add stabilizer to establish a minimum stabilizer level of 30-40 ppm to reduce the degradative effects of sunlight upon the chlorine residual. Do not add stabilizer to brominated pools. Before using this product check for metals and if present, add stain and scale inhibitor to prevent staining of pool surface due to metals. When using other products as outlined in the directions for this product, always follow directions on those products.

**Application Methods:**

With the pool pump in operation, broadcast the product evenly into the deep end of the pool. In potentially bleachable surface pools such as vinyl, paint, fiberglass, or colored plaster, brush the pool after application to ensure complete dissolving of the product's active ingredient. NEVER ALLOW UNDISSOLVED PRODUCT TO REST IN CONTACT WITH BLEACHABLE POOL SURFACES.

In water temperatures less than 70°F, or as an alternate application procedure, pre-dissolve this product prior to applying evenly to the deep end of the pool. Dissolve this product outdoors, in a clean plastic bucket stirring with a clean plastic or wooden spoon. Add this product to water; NEVER add water to product. NEVER add more than 1 pound of this product to less than 3 gallons of cool water. Do not mix with other products when pre-dissolving.

**{DOSAGE DIRECTIONS: One or both of the following two paragraphs MUST be included on label}**

**Product Application:**

[For weekly application intervals in swimming pools, add 1 lb. (see Application Methods) of this product per 20,000 gallons of water into the deep end of the pool, when the pool is not in use (preferably at night). Reapply after heavy rain showers or following heavy bather loads. ]

[For two week application intervals in swimming pools, add 1 lb. (see Application Methods) of this product per 10,000 gallons of water into the deep end of the pool every other week when the pool is not in use (preferably at night). Reapply after heavy rain showers or following heavy bather loads.]

**Reentry into treated swimming pools is prohibited above levels of 4 ppm chlorine due to risk of body injury.**

{Directions to be used for swimming pool algaecide}

**SWIMMING POOL [ALGAECIDE][ALGICIDE]**

[BioGuard® has a wide variety of products that solve specific pool situations. These products are designated as "Remedy".]

When used as directed, this product kills algae and will rid your pool of unsightly black algae spots. This product is ideal for use in vinyl lined, fiberglass or colored plaster surface pools.

**DIRECTIONS FOR USE:** It is a violation of Federal Law to use this product in a manner inconsistent with its labeling. Read entire label and use strictly in accordance with precautionary statements and directions.

Ensure all pool equipment is working properly. Clean or backwash filter following manufacturer's directions. Adjust pH to between 7.2-7.6. Check for metals and if present add stain and scale inhibitor to prevent staining of pool surface. When using other products as outlined in the directions for this product, follow directions on those products.

Before using this product, brush all surface-clinging algae paying special attention to pool steps, ladder steps and around skimmer and lights. At night, or when the pool is not in use, broadcast this product directly into the water in the deep end of the pool with pump running. Use two pounds of this product per 10,000 gallons for medium to heavy algae growth and one pound per 10,000 gallons for light algae growth. To prevent possible damage to pool surface, use a pool brush to disperse any granules that may have settled to the bottom of the pool. Brush any remaining algae from sides and bottom of pool. If algae is still visible, repeat treatment. To restore filter performance, chemically clean filter following manufacturer's directions using [Strip Kwik®]{or} [an appropriate filter cleaner].

**Reentry into treated swimming pools is prohibited above levels of 4 ppm chlorine due to risk of body injury.**

*{Directions to be used for winter swimming pool treatment}*

**WINTER SWIMMING POOL TREATMENT**

[BioGuard® has a wide variety of products to care for your pool during the off season. These products are designated as "Off Season".]

To avoid costly spring problems (algae, stains, cloudy water, high chlorine demand) properly prepare your pool for the winter using this product. This product oxidizes organic wastes, helps keep pool surfaces clean, and helps protect water during the off season months.

**DIRECTIONS FOR USE:** It is a violation of Federal Law to use this product in a manner inconsistent with its labeling. Read entire label and use strictly in accordance with precautionary statements and directions.

**NOTE:** For WHITE PLASTER POOLS, broadcast this product directly into the pool water. FOR VINYL, FIBERGLASS, PAINTED AND COLORED PLASTER POOLS, PRE-DISSOLVE THE RECOMMENDED DOSE. Dissolve this product outdoors, in a clean plastic bucket stirring with a clean plastic or wooden spoon. Add this product to water; NEVER add water to product. NEVER add more than 1 pound of this product to less than 3 gallons of cool water. Do not mix with other products when pre-dissolving.

Before treating the pool, chemically balance the water and adjust pH to 7.4 - 7.6. Brush and vacuum the pool. Chemically clean the filter and clean skimmer and pump baskets.

Sprinkle the powder or pour the pre-dissolved treatment dose (see NOTE above) into the water around the edges of the pool. Use one pound of this product per 10,000 gallons of water.

Circulate water for several hours, then apply a BioGuard winterizing algae treatment following appropriate directions. Turn off pump. Drain equipment or add a swimming pool antifreeze to equipment to prevent freeze damage. Install pool cover. A second treatment of this product in mesh covered or non-covered pools may be required prior to water freezing (mid-winter). If second treatment is required, pre-dissolve treatment (see NOTE above) and pour along edges of the pool.

10

*{Directions to be used for spa and hot tub sanitization}*

**SPA AND HOT TUB SANITIZER:**

When used as directed, this product is effective as a sanitizing agent for spa and hot tub water.


**DIRECTIONS FOR USE:** It is a violation of Federal Law to use this product in a manner inconsistent with its labeling. Read entire label and use strictly in accordance with precautionary statements and directions.

Ensure all spa and hot tub equipment is working properly. Clean or backwash filter following manufacturer's directions. Adjust pH to between 7.2-7.6. When using other products as outlined in the directions for this product, always follow directions on those products.

**MAINTENANCE DOSES:** With pump on, add 1/2 teaspoon of this product per 100 gallons of water (or 5 teaspoons per 1,000 gallons) as an initial treatment. Repeat at 15 to 20 minute intervals until a residual of 3 - 5 ppm of available chlorine is established as determined by test kit [or test strips]. A test kit [or test strips] must be used regularly to determine the frequency of additional doses of this product needed to maintain the chlorine residual of 3 - 5 ppm.

**[SUPERCHLORINATION]{or}[SHOCK]:** Use one teaspoon of this product per 100 gallons of water (or 1/4 cup per 1,000 gallons). Superchlorination may be needed on a nightly basis in a heavily used spa or as infrequently as once a week in a moderately used spa.

**Reentry into treated spas is prohibited above levels of 5 ppm chlorine due to risk of body injury.**



*{Storage and Disposal directions when product is sold in bags.}*

**[STORAGE AND DISPOSAL:** Keep this product dry in its original unopened bag until use. For partially used bags, fold over top of bag and secure with adhesive tape. Store unopened and partially used bags in a secure location away from children. Store in a cool, dry, well ventilated area away from heat or open flame. Moisture may decompose this product and cause a violent reaction leading to fire and explosion. In case of decomposition, isolate bag if possible and flood area with large amounts of water to dissolve all material before discarding this bag. Do not contaminate food or feed by storage or disposal. **CONTAINER DISPOSAL:** Non-refillable container. Do not reuse or refill this container. Offer for recycling, if available. Triple rinse container (or equivalent) promptly after emptying.]

*{Storage and Disposal directions when product is sold in bottles/buckets.}*

**[STORAGE AND DISPOSAL:** Keep this product dry in original tightly closed container when not in use. Store in a cool, dry, well ventilated area away from heat or open flame. Moisture may decompose this product and cause a violent reaction leading to fire and explosion. In case of decomposition, isolate container if possible and flood area with large amounts of water to dissolve all material before discarding this container. Do not contaminate food or feed by storage or disposal. **CONTAINER DISPOSAL:** Non-refillable container. Do not reuse or refill this container. Offer for recycling, if available. Triple rinse container (or equivalent) promptly after emptying.]

**PRECAUTIONARY STATEMENTS:**

**HAZARDS TO HUMANS AND DOMESTIC ANIMALS:** DANGER: Corrosive. Causes irreversible eye damage. May be fatal if inhaled. Harmful if swallowed or absorbed through skin. Do not get in eyes, on skin or on clothing. Do not breathe dust or vapor. Wear goggles, face shield or safety glasses. Wash thoroughly after handling. Remove contaminated clothing and wash before reuse.

*{First Aid will be separated by rule lines from adjacent text and be in a different color.}*

**FIRST AID: IF INHALED:** Move person to fresh air. If person is not breathing, call 911 or an ambulance, then give artificial respiration, preferably mouth-to-mouth, if possible. Call poison control center or doctor for treatment advice. **IF ON SKIN OR CLOTHING:** Take off contaminated clothing. Rinse skin immediately with plenty of water for 15-20 minutes. Call a poison control center or doctor for treatment advice. **IF IN EYES:** Hold eye open and rinse slowly and gently with water for 15-20 minutes. Remove contact lenses, if present, after the first 5 minutes, then continue rinsing eye. Call a poison control center or doctor for treatment advice. **IF SWALLOWED:** Call poison control center or doctor immediately for treatment advice. Have person sip a glass of water if able to swallow. Do not induce vomiting unless told to do so by the poison control center or doctor. Do not give anything by mouth to an unconscious person.

**Note to Physician:** Probable mucosal damage may contraindicate the use of gastric lavage.

**[IN CASE OF MEDICAL EMERGENCY, CALL [1-303-623-5716] [1-877-800-5553] [telephone number supplied by supplemental registrant].]**



17/17

**PHYSICAL OR CHEMICAL HAZARDS: STRONG OXIDIZING AGENT:** Do not mix with other chemicals. Mix only with water. Never add water to product. Always add product to large quantities of water. Use clean dry utensils. Do not add this product to any dispensing device containing remnants of any other product. Such use may cause a violent reaction leading to fire or explosion. Contamination with moisture, organic matter or other chemicals will start a chemical reaction and generate heat, hazardous gas, possible fire and explosion. In case of contamination or decomposition, do not reseal container. If possible, isolate container in open air or well ventilated area. Flood area with large volumes of water.

*{Environmental hazards statement for end-use products in containers of less than 50 pounds (solid, dry weight).}*

**[ENVIRONMENTAL HAZARDS:** This pesticide is toxic to fish and aquatic organisms.]

*{Environmental hazards statement for end-use products in containers of equal to or greater than 50 pounds (solid, dry weight).}*

**[ENVIRONMENTAL HAZARDS:** This pesticide is toxic to fish and aquatic organisms. Do not discharge effluent containing this product into lakes, streams, ponds, estuaries, oceans or other waters unless in accordance with the requirements of a National Pollutant Discharge Elimination System (NPDES) permit and the permitting authority has been notified in writing prior to discharge. Do not discharge effluent containing this product to sewer systems without previously notifying the local sewage treatment plant authority. For guidance contact your State Water Board or Regional Office of the EPA.]

NOTE: Buyer assumes all responsibility for safety and use not in accordance with directions.

13