

5011-81 PM 15

1/30/70

1/2

FORMULA MU-9

ACTIVE INGREDIENTS:

2,2 dichlorovinyl dimethyl phosphate 9.3%
Related compounds 0.7%

INERT INGREDIENTS



90.0%

TOTAL 100.0%

CONTAINS PETROLEUM DISTILLATES

18pt

12pt

	DANGER - POISON KEEP OUT OF REACH OF CHILDREN	
POISON	STATEMENT OF PRACTICAL TREATMENT	POISON
<p>IF SWALLOWED, drink 1 or 2 glasses of water and induce vomiting by touching back of throat with finger. Do not induce vomiting or give anything by mouth to an unconscious person. Get medical attention. Have victim lie down and keep quiet. Call a physician immediately. ANTIDOTES: Atropine is antidotal. 2-PAM is also antidotal and may be administered in conjunction with Atropine.</p> <p>IF INHALED, seek medical attention.</p> <p>IF ON SKIN, remove contaminated clothing and wash with soap and water for at least 15 minutes.</p> <p>IF IN EYES, flush with water for at least 15 minutes. Get medical attention.</p> <p>See Side Panels For Additional Precautionary Statements</p>		

RED

EPA Reg. No. 5011-81


EPA Est. No. 5011-IN-1

MANUFACTURED BY

 **Carmel Chemical Corporation**
17303 U.S. 31 NORTH WESTFIELD, IN 46074 317-896-2531

NET CONTENTS: 1 GALLON

Not Reviewed. Registrant claims to be in accordance with
Reregistration of Pesticide Product Guidance for Phase 2
Response, Page 2.12, Active to Inert Change in Status.



PRECAUTIONARY STATEMENTS Hazard to Humans and Domestic Animals

DANGER: Poisonous by skin contact, inhalation or swallowing! Rapidly absorbed through skin! If on skin, wash immediately with soap and water. Do not get in eyes, on skin or on clothing. Avoid contact with skin at all times. In case of contact, immediately remove all contaminated clothing and flush skin or eyes with plenty of water for at least 15 minutes. For eyes, get medical attention. Do not breathe fog or spray mist. Wash thoroughly with soap and water after handling and before eating, smoking or toileting and wear clean clothing. **KEEP AWAY FROM HEAT AND OPEN FLAME. KEEP OUT OF REACH OF CHILDREN.** **Antidotes:** If swallowed, drink 1 or 2 glasses of water and induce vomiting by touching back of throat with finger. Do not induce vomiting or give anything by mouth to an unconscious person. Get medical attention. Have victim lie down and keep quiet. Call a physician immediately! Atropine is antidotal. 2-PAM is also antidotal and may be administered in conjunction with Atropine. When applied as foggers or indoor space spray, operators must wear a full face mask jointly approved by the Mine Safety and Health Administration (MSHA) and the National Institute for Occupational Safety and Health (NIOSH) for dichlorvos application under provisions of 30 CFR Part 11.

DIRECTIONS FOR USE

It is a violation of Federal Law to use this product in a manner inconsistent with its labeling.

RECOMMENDATIONS: When applied as an aerosol with the Carmel Chemical Fog Applicator, Carmel MU-9 is recommended for the control of adult Phorid, Sciariid and Cecid Flies in mushroom houses.

PREPARATION OF THE BUILDING PRIOR TO FOGGING: (1) Close all doors, windows and ventilators. (2) Lock or barricade all entrances, turn off pilot lights and post warning signs. Take precautions to prevent persons and animals from entering the area. (3) Room temperatures should read over 70 F for best insect kill.

FOR ADULT PHORID, SCIARIID AND CECID FLY CONTROL IN MUSHROOM HOUSES: Wear a full-faced gas mask with canister of a type recommended by the U.S. Department of Agriculture for phosphate insecticide protection. After closing off all pilot lights and air currents, direct fog downward, walking backward in the center aisle of the room. Fog at the rate of one ounce of MU 9 for 1,000 cu. ft. of space. Keep fog nozzle of the fog applicator away from beds. Do not allow fog to hit mushroom beds within 10 ft. from the end of the gun. Use during spawn run twice weekly to prevent fly build up. Thereafter use as required. Length of exposure time

(Continued on side panel)

should be limited to 1 hour, then open the doors and exhaust fog as you would ventilate. Use fans to ventilate in those houses which do not have forced air circulation to assist in removing the fog.

FOG APPLICATION NOTICE: Flush the insecticide tank of the Carmel Fog Applicator immediately after each use. Otherwise, residue from the formulation may remain in the tank and insecticide system and block the system completely, causing reduced fog output and poor insect control. Flushing immediately after using is a complete answer to this problem.

To Flush: (1) Drain insecticide tank. (2) To avoid draining tank after fogging, pour only required amount of insecticide and use it all in the fogging operation. (3) Pour at least 8 ounces of Carmel Flushing Solution (FS-10) into tank. (Fuel oil may be used if flushing solution is not available). (4) Replace tank cap and rock applicator to disperse any residue. (5) Start machine (outside) and fog until tank is empty. (6) Loosen insecticide tank cap to relieve pressure. (7) Remove chemical filter and clean with gasoline. (8) After flushing the fog applicator, clean engine intake with tape brush and clean intake with special cleanout rod.

STORAGE AND DISPOSAL

Prohibitions: Do not contaminate water, food, or feed by storage or disposal. Open dumping is prohibited. **Pesticide Storage:** Do not use, pour, spill or store near heat or open flame. Do not store with food, feed, drugs, or clothing. Store securely. Store to prevent cross-contamination of other pesticides and fertilizer. Store in original tightly closed container. Store above 35 F. **Pesticide Disposal:** Pesticide wastes are toxic. Improper disposal of excess pesticide, spray mixture, or rinsate is a violation of Federal Law. If these wastes cannot be disposed of by use according to label instructions, contact your State Pesticide or Environmental Control Agency, or the Hazardous Waste Representative at the nearest EPA Regional Office for guidance. **Container Disposal—Plastic:** Triple rinse (or equivalent). Then offer for recycling or reconditioning, or puncture and dispose of in a sanitary landfill, or incineration, or if allowed by state and local authorities, by burning. If burned, stay out of smoke. **Metal:** Triple rinse (or equivalent). Then offer for recycling or reconditioning, or puncture and dispose of in a sanitary landfill, or by other procedures approved by state and local authorities.

If subjected to temperatures below 32 F., move container to warm storage until reaching average room temperature and thoroughly mix before use.

NOTICE: Seller makes no warranty other than specified on this label. The buyer agrees that the seller shall not be responsible or liable for injury to crop, person, or property arising from careless or improper use or handling of the product. Please use in accordance with seller's directions.

BEST AVAILABLE COPY

