

4925-3

10/4/1972

Page 180

Best Available
Copy

ACCEPTED

OCT 04 1972

UNDER THE FEDERAL INSECTICIDE
AND RODENTICIDE ACT
ECONOMIC POISON REGISTER-
NO. 4925-3
SUBJECT
FED. COMM. REG.

4925-3

KING CHEMICALS CO. LTD. 100% 00%
WOOD FIBRE 30.00%
PYRETHRIN CONSTITUENTS 69.57%
ALLETHRIN 0.43%

KING
MOSQUITO REPELLENT

SPECIAL
KING

No. 4925-3



CAUTION: KEEP OUT OF THE REACH OF CHILDREN. AVOID PROLONGED INHALATION. DO NOT USE INSIDE HOMES OR RESTAURANTS.


MOSQUITO REPELLENT

DIRECTION FOR USE
Every set consists of two coils, separate the coils and use one at a time by placing it on the metal stand provided in box. Light the outer end of coil. Mosquito will be repelled when used as directed on porches or similar areas where there is little movement of air.

KING
MOSQUITO REPELLENT
KING CHEMICALS CO., LTD.
OSAKA WAKAYAMA JAPAN

MOSQUITO REPELLENT
KING

Best Available
COPY



ACCEPTED
OCT 04 1972
UNDER THE FEDERAL INSECTICIDE
ACT OF 1947
FOR ECONOMIC POISON REGISTERED
UNDER NO. 4925-3
SUBJECT
TO SPECIFIED CONDITIONS

CAUTION
NO OPEN FLAMES OR
SMALL CHILDREN OR
PETS IN THE ROOM
WHEN THIS COIL IS
USED.

Directions for use
The coil consists of a
metal frame and a
candle-shaped coil.
The candle-shaped coil
is inserted into the
metal frame. The
coil is used in a
candle holder. The
candle holder is
placed in a room
where mosquitoes
are present. The
coil will repel
mosquitoes and
other insects.

EPA REG. NO. 4925-3
KING
TRADE MARK



MOSQUITO REPELLENT
MANUFACTURED BY
KING CHEMICALS CO., LTD.
OSAKA, JAPAN

MADE IN JAPAN

100.00%
69.57%
0.43%

ACTIVE INGREDIENTS
INGREDIENTS

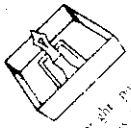
- Allerthrin
- Other pyrethrum constituents
- Wood fiber
- Total



3 Insert the holder tip into the hole at the bottom.



4 Light outer end of coil. When using extra holder place the lighter spill on a dish or other suitable receptacle.

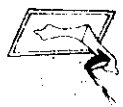


1 Avoid inhaling powder. This will occur if you hold the coil to your face. This will occur if you hold the coil to your face. This will occur if you hold the coil to your face.



2 Place the candle-shaped coil into the metal frame. The candle-shaped coil is inserted into the metal frame. The candle-shaped coil is inserted into the metal frame.

4925-3



5 Break the price seal for use. Break the price seal for use. Break the price seal for use.