


**MANUFACTURING CHEMISTS**

**PHENO SAN**

GENERAL PURPOSE HOSPITAL  
 GERIATRIC CLEANER FOLDS & TRAYS

**CAUTION**  
 Keep Out of Reach of Children




**MANUFACTURING CHEMISTS**

**ODC-150-P**

GENERAL PURPOSE HOSPITAL  
 GERIATRIC CLEANER CONCENTRATE

**CAUTION**  
 Keep Out of Reach of Children



# PHENO SAN

Disinfectant and General Purpose Cleaner

For use in hospitals and other health care institutions for assisting in the control of cross infection and cleaning of surfaces as follows: Use to clean floors, walls, sinks and other surfaces in patient rooms, hospital corridors, offices, clinics, waiting rooms, lobbies, cafeterias, laboratories, X-ray rooms, examination rooms and most other hospital room areas.

### DIRECTIONS

Disinfecting - Use 8 ounces per gallon of hot, tepid or cold water. For best results apply with a mop, cloth or sponge to floors, walls and other hard surfaces.

Laundry Chutes, Air Conditioning Animastats, Grills and Filters - Fill a No. 12 Pump Up Sprayer with 1 pint of product and 1½ gallon of hot water. Spray liberally into laundry chutes, onto air conditioning grills and vents. Filters can be washed in a diluted solution of 8 ounces per gallon of hot water.

Automatic Bed Pan Washers - Use a dilution of 10 ounces per gallon of hot water.

### General Cleaning Only - Dilutions

Normal Soil - ½ to 1½ oz. per gallon of water.

Heavy soil - 1 to 2 oz. per gallon of water.

Damp mopping - 1 to 1½ oz. per gallon of water.

Wet mopping - 1½ to 2½ oz. per gallon of water.

Removal of floor finishes - 4 to 7 oz. per gallon of water.

Note: Use tepid or cool water when finish is not to be removed. Use hot water where there is no finish or you want to remove finish.

Damp Mopping - Partially wring out mop dipped in solution. Apply to surface and leave in contact for 10 minutes. Dry surface completely with or without rinsing. Wet mopping - Apply liberally to floor and leave in contact for 10 minutes. Remove solution and allow to dry. Rinsing may be done if desired, but is not necessary.

### CAUTION !

Harmful if swallowed. Avoid contact with skin, eyes and clothing. In case of eye contact, flush with water. Avoid breathing spray mist. Avoid contamination of feed and foodstuff. Rinse empty container thoroughly with water and discard it.

Seller makes no warranty, expressed or implied concerning the use of this product other than indicated on the label. Buyer assumes all risk of use and/or handling of this material when such use and/or handling is contrary to label instructions.

Manufactured by


ABCO INC. • R. D. 3 IRWIN, PA. 15642


873

ACCEPTED WITH COMMENTS

11/15

150 P





# ODC-150-P

## Disinfectant and General Purpose Cleaner

For use in hospitals and other health care institutions for assisting in the control of cross infection and cleaning of surfaces as follows: Use to clean floors, walls, sinks and other surfaces in patient rooms, hospital corridors, offices, clinics, waiting rooms, lobbies, cafeterias, laboratories, X-ray rooms, examination rooms and most other hospital room areas.

### DIRECTIONS

**Disinfecting** - Use 8 ounces per gallon of hot, tepid or cold water. For best results apply with a mop, cloth or sponge to floors, walls and other hard surfaces.

**Laundry Chutes, Air Conditioning Animastats, Grills and Filters** - Fill a No. 12 Pump Up Sprayer with 1 pint of product and 1 1/2 gallon of hot water. Spray liberally into laundry chutes, onto air conditioning grills and vents. Filters can be washed in a diluted solution of 8 ounces per gallon of hot water.

**Automatic Bed Pan Washers** - Use a dilution of 10 ounces per gallon of hot water.

**General Cleaning Only - Dilutions**

**Normal Soil** - 1/2 to 1 1/2 oz. per gallon of water.

**Heavy soil** - 1 to 2 oz. per gallon of water.

**Damp mopping** - 1 to 1 1/2 oz. per gallon of water.

**Wet mopping** - 1 1/2 to 2 1/2 oz. per gallon of water.

**Removal of floor finishes** - 4 to 7 oz. per gallon of water.

**Note:** Use tepid or cool water when finish is not to be removed. Use hot water where there is no finish or you want to remove finish.

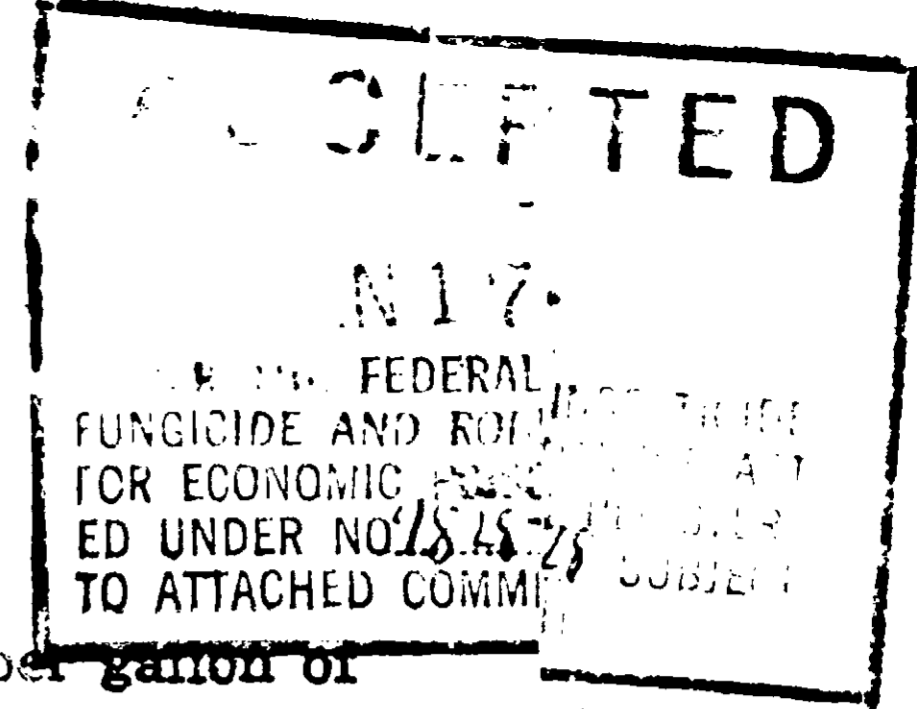
**Damp Mopping** - Partially wring out mop dipped in solution. Apply to surface and leave in contact for 10 minutes. Dry surface completely with or without rinsing.

**Wet mopping** - Apply liberally to floor and leave in contact for 10 minutes. Remove solution and allow to dry. Rinsing may be done if desired, but is not necessary.

### CAUTION !

Harmful if swallowed. Avoid contact with skin, eyes and clothing. In case of eye contact, flush with water. Avoid breathing spray mist. Avoid contamination of feed and foodstuff. Rinse empty container thoroughly with water and discard it.

Seller makes no warranty, expressed or implied concerning the use of this product other than indicated on the label. Buyer assumes all risk of use and/or handling of this material when such use and/or handling is contrary to label instructions.



4820  
AP

ABCO INC.

Manufactured by

R. D. 3 IRWIN, PA. 15642

873