


NEW, EFFECTIVE


FOGGER FUEL

For All Thermal Foggers


FOGGER FUEL



Propane/Butane Thermal Foggers



Portable Electric Thermal Foggers



FOR
OUTDOOR INSECT CONTROL

USE WITH
ALL THERMAL FOGGERS

NET CONTENTS — ONE GALLON LIQUID

ACTIVE INGREDIENTS

Ronnel	[0,0 Dimethyl O (2,4,5 trichlorophenyl) Phosphorothioate]	1.0%
Isobornyl	thiocyanacetate	2.025%
	Other active related terpenes	.475%
Mineral Oil		96.5%
		<u>100.0%</u>

CAUTION

Keep Out of Reach of Children. See Caution on Back Panel.

NEW, EFFECTIVE

FOGGER FUEL

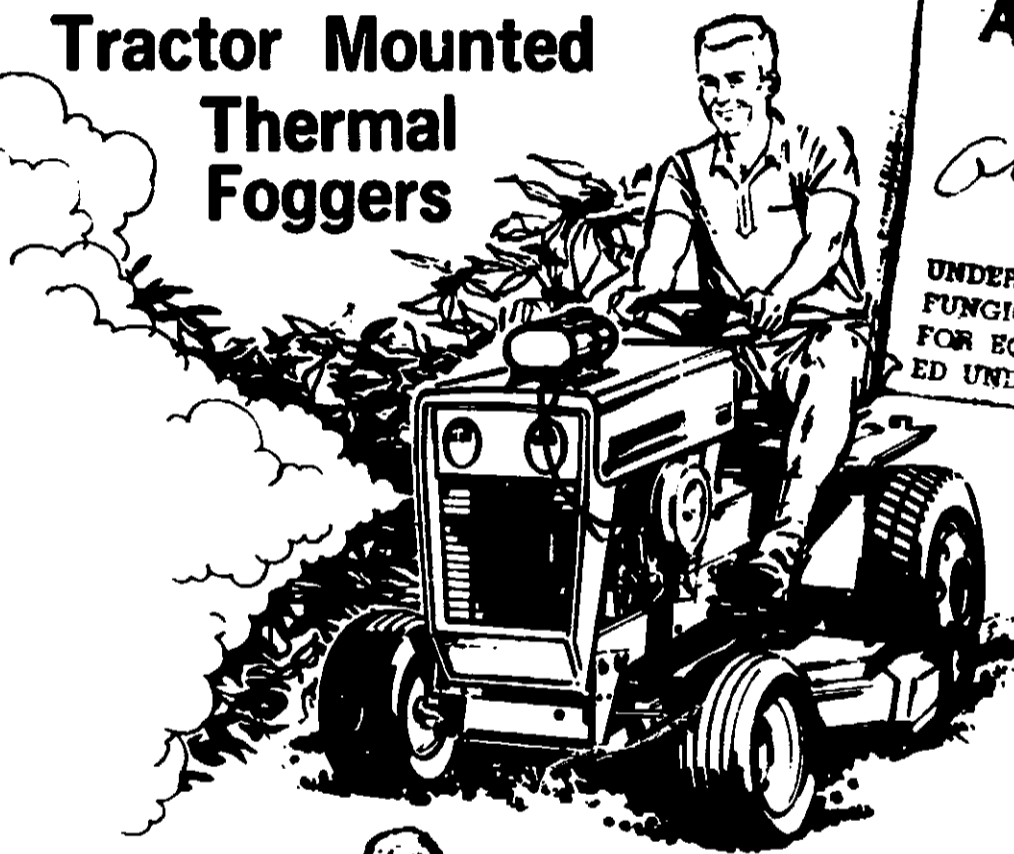
FOGGER FUEL®

KILLS FLIES, MOSQUITOES, GNATS

For All Thermal Foggers

Insect Fogger Fuel Will Not Harm Shade Trees, Flowers, Shrubs, Grass When Used as Directed

Tractor Mounted Thermal Foggers



Lawn Mower Thermal Foggers

ACCEPTED
Oct 10, 1972
UNDER THE FEDERAL INSECTICIDE, FUNGICIDE AND ROENTICIDE ACT FOR ECONOMIC POISON REGISTERED UNDER NO. 4825-14

FOGGER FUEL® has been especially formulated for thermal foggers. It contains 2.5% THANITE* and 1.0% KORLAN**. Use only in insect foggers outdoors, around shade trees, flowers, shrubs and grass to kill flies, mosquitoes and gnats.

CAUTION

1. Avoid inhaling, or contact with the skin. Repeated or prolonged contact with the skin can cause toxic symptoms. After use and in case of spillage, wash with soap and water.
2. Harmful if swallowed.
3. Avoid contamination of feed and foodstuffs. Do not use in dwellings.
4. This product is toxic to fish. Do not contaminate water by cleaning of equipment or disposal of wastes. Apply this product only as specified on the label. Do not re-use this container. Destroy when empty.
5. Keep away from open flame --combustible liquid.
6. When fogging shade trees, flowers, shrubs and grass, avoid use around vegetable gardens, fruit trees or other food crop areas.
7. This product is toxic to bees and should not be applied when bees are actively visiting the area.

Note to Physician:
Ronnal is a cholinesterase inhibitor. Atropine is an antidote. 2-PAM is also antidotal and may be administered in conjunction with atropine. Treat symptomatically.

DIRECTIONS


1. Formulated especially for thermal foggers. Do not dilute--use as it comes from the can.
2. Fill fogger with Fogger Fuel as directed by manufacturer. Shut off engine or unplug electric foggers while filling.
3. Start engine or electric fogger and allow to warm up as directed.
4. Open fuel adjusting valve until maximum dry fog is produced.
5. Apply fog at a rate of approximately 16 ounces of Fogger Fuel over an area of 8,000 square feet. For instance, for each 400 lineal feet of area, permit fog to penetrate to an effective depth of 20 feet. Best results can usually be obtained in the evening when the wind velocity is less than 5 miles per hour.
6. Direct fog into foliage, trees, under eaves and into other openings which harbor insects. When fogging, stay at least four feet away from trees, flowers and shrubs.

CAUTION: Combustible mixture. If engine stops for any reason, shut off the valve immediately. A fire could result if Fogger Fuel is allowed to accumulate in the muffler of a hot engine which is not running.

EPA Reg. No. 4825-14

*THANITE® is a registered trademark of Hercules Powder Company.

**KORLAN® is a registered trademark of the Dow Chemical Company.



judd ringer corporation

6860 Flying Cloud Drive • Eden Prairie, Minnesota 55343
Phone: Area Code 612 · 941-4180

ON
ch of Chil-
n on Back

NEW, EFFECTIVE

FOGGER FUEL[®]




KILLS FLIES, MOSQUITOES, GNATS

For All Thermal Foggers

*Insect Fogger Fuel Will Not Harm Shade Trees,
Flowers, Shrubs, Grass When Used as Directed*

Tractor Mounted
Thermal
Foggers



Lawn Mower
Thermal
Foggers

ACCEPTED

FOGGER FUEL[®] has been especially formulated for thermal fogging and contains 2.5% THANITE[®] and 1.0% KORLAN[™]. Use only in outdoor foggers outdoors, around shade trees, flowers, shrubs and around lawns to kill mosquitoes and gnats.

CAUTION

1. Do not use in enclosed areas.
2. Do not use in areas where people or animals are present.
3. Do not use in areas where there are shade trees, flowers, shrubs or lawns.

DIRECTIONS

1. Fill fogger with FOGGER FUEL[®] and water.
2. Operate fogger in outdoor areas.

3. Do not use in areas where people or animals are present.

4. Do not use in areas where there are shade trees, flowers, shrubs or lawns.

5. Do not use in areas where there are shade trees, flowers, shrubs or lawns.

6. Do not use in areas where there are shade trees, flowers, shrubs or lawns.

7. Do not use in areas where there are shade trees, flowers, shrubs or lawns.

8. Do not use in areas where there are shade trees, flowers, shrubs or lawns.