

4822-604

4/23/2014

1/8



UNITED STATES ENVIRONMENTAL PROTECTION AGENCY  
WASHINGTON, D.C. 20460

OFFICE OF CHEMICAL SAFETY  
AND POLLUTION PREVENTION

Ms. Sheila Bugalecki  
S.C. Johnson & Son, Inc.  
1525 Howe Street  
Racine, WI 53403-2236

APR 23 2014

Dear Ms. Bugalecki:

Subject: Application for Pesticide Notification (PRN 98-10)  
Add Alternate Brand Name: RAID MAX BED BUG & FLEA KILLER 1  
Sonny SRB  
EPA Reg. No. 4822-604  
Your submission dated March 21, 2014

The Agency is in receipt of your Application for Pesticide Notification under Pesticide Registration Notice (PRN) 98-10 dated March 21, 2014 for the above product. The Registration Division (RD) has conducted a review of this request for its applicability under PRN 98-10 and finds the action requested falls within the scope of PRN 98-10. The label submitted with the application has been stamped "Notification" and will be placed in our records. The Agency's records will be updated to include the Alternate Brand Name: RAID MAX BED BUG & FLEA KILLER 1.


Please be reminded that 40 CFR Part 156.140(a)(4) requires that a batch code, lot number, or other code identifying the batch of the pesticide distributed and sold be placed on nonrefillable containers. The code may appear either on the label (and can be added by non-notification/PR Notice 98-10) or durably marked on the container itself.

If you have any questions regarding this letter, please contact Dana Pilitt, Ph.D. at (703) 305-7071 or via e-mail at [pilitt.dana@epa.gov](mailto:pilitt.dana@epa.gov).

Sincerely,

A handwritten signature in black ink, appearing to read "Richard Gebken".

Richard Gebken  
Product Manager 10  
Insecticide Branch  
Registration Division (7505P)

	United States <b>Environmental Protection Agency</b> Washington, DC 20460	<input type="checkbox"/> Registration <input type="checkbox"/> Amendment <input checked="" type="checkbox"/> Other	OPP Identifier Number
--	---	--	-----------------------

**Application for Pesticide - Section I**

1. Company/Product Number <b>S.C. Johnson &amp; Son, Inc. / 4822-604</b>	2. EPA Product Manager <b>Mr. Richard Gebken</b>	3. Proposed Classification <input checked="" type="checkbox"/> None <input type="checkbox"/> Restricted
4. Company/Product (Name) <b>S.C. Johnson &amp; Son, Inc. / Sonny SRB</b>	PM# <b>10</b>	
5. Name and Address of Application (Include ZIP Code) <b>S. C. Johnson &amp; Son, Inc.</b> <b>1525 Howe Street</b> <b>Racine, WI 53403-2236</b> <input type="checkbox"/> Check if this is a new address	6. Expedited Review. In accordance with FIFRA Section 3(c)(3)(b)(i), my product is similar or identical in composition and labeling to: <div style="text-align: center; font-weight: bold; font-size: 1.2em;">                     NOTIFICATION                      APR 23 2014                 </div> EPA Reg. No. Product Name	

**Section II**

<input type="checkbox"/> Amendment - Explain below. <input type="checkbox"/> Submission in response to Agency letter dated <input checked="" type="checkbox"/> Notification - Explain below.	<input type="checkbox"/> Final printed labels in response to Agency letter dated. <input type="checkbox"/> "Me Too" Application. <input type="checkbox"/> Other - Explain below.
--	--

Explanation: Use additional page(s) if necessary. (For Section I and Section II.)


**Notification of minor label changes per PR Notice 98-10.**

This notification is consistent with the provisions of PR Notice 98-10 and EPA regulations at 40 CFR 152.46 and no other changes have been made to the labeling or the confidential statement of formula for this product. I understand that it is a violation of 18 U.S.C. Sec. 1001 to willfully make any false statement to EPA. I further understand that if this notification is not consistent with the terms of PR Notice 98-10 and 40 CFR 152.46 this product may be in violation of FIFRA and I may be subject to enforcement action and penalties under sections 12 and 14 of FIFRA.

**Section III**

1. Material This Product Will Be Packaged In:				2. Type of Container	
Child-Resistant Packaging <input type="checkbox"/> Yes * <input checked="" type="checkbox"/> No <i>*Certification must be submitted</i>	Unit Packaging <input type="checkbox"/> Yes <input checked="" type="checkbox"/> No If "Yes" Unit Packaging wgt.	No. Per container	Water Soluble Packaging <input type="checkbox"/> Yes <input checked="" type="checkbox"/> No If "Yes" Package wgt.	No. Per container	<input checked="" type="checkbox"/> Metal <input type="checkbox"/> Plastic <input type="checkbox"/> Glass <input type="checkbox"/> Paper <input type="checkbox"/> Other (Specify)
3. Location of Net Contents Information <input checked="" type="checkbox"/> Label <input type="checkbox"/> Container	4. Size(s) Retail Container <b>4-27 fluid ounces</b>		5. Location of Label Directions <input checked="" type="checkbox"/> On Label <input type="checkbox"/> On Labeling accompanying product		
6. Manner in Which Label is Affixed to Product <input checked="" type="checkbox"/> Lithograph <input type="checkbox"/> Other <input type="checkbox"/> Paper glued <input type="checkbox"/> Stenciled					

**Section IV**

1. Contact Point: (Complete items directly below for identification of individual to be contacted, if necessary, to process this application)		
Name <b>Sheila Bugalecki</b>	Title <b>Senior Research Scientist</b>	Telephone No. (Include Area Code) <b>(262) 260-3556</b>
Certification I certify that the statements I have made on this form and all attachments thereto are true, accurate and complete. I acknowledge that any knowingly false or misleading statements may be punishable by fine or imprisonment or both under applicable law.		6. Date Application Received <b>(Stamped)</b>
2. Signature 	3. Title <b>Senior Research Scientist</b>	
4. Typed Name <b>Sheila Bugalecki</b>	5. Date <b>21 March 2014</b>	

21 March 2014

Document Processing Desk (NOTIF)  
Office of Pesticide Programs (7505P)  
U.S. Environmental Protection Agency  
Room S-4900, One Potomac Yard  
2777 South Crystal Drive  
Arlington, VA 22202-4501  
ATTN: Mr. Richard Gebken

via courier

Re: Sonny SRB  
EPA Reg. No. 4822-ANU  
Notification of Alternate Brand Name per PR Notice 98-10


Dear Mr. Gebken,

S.C. Johnson & Son, Inc. hereby provides notification to the Agency of our intention to use the following alternate brand name for the subject product.

RAID MAX BED BUG & FLEA KILLER I

In accordance with PR Notice 98-10 we have included a completed application for registration and have attached the label with this change highlighted in ***bold, italicized*** font. Please feel free to contact me if you have any questions or concerns regarding this notification.

Best Regards,



Sheila Bugalecki  
Senior Research Scientist  
(262) 260-3550 (phone)  
(262) 260-4716 (fax)  
[SRBugale@scj.com](mailto:SRBugale@scj.com)

Enclosure

SONNY SRB

**NOTIFICATION**  
**APR 23 2014**

Alternate Brand Names:

- RAID MAX BED BUG & FLEA KILLER (June 7, 2013)
- RAID MAX BED BUG & FLEA KILLER I (March 27, 2014)

ACTIVE INGREDIENTS

3-phenoxybenzyl-(1RS,3RS,1RS,3SR)-2,2-dimethyl-3-(2-methylprop-1-enyl) cyclopropanecarboxylate .....	0.40%
*N-Octyl bicycloheptene dicarboximide.....	1.53%
OTHER INGREDIENTS .....	98.07%
TOTAL.....	100.00%

\*MGK®264, Insecticide Synergist

MULTICIDE, MGK® - Registered trademarks of McLaughlin Gormley King Company

KEEP OUT OF REACH OF CHILDREN

CAUTION: See (back) (inside) (panel for) additional precautionary statements (and complete use instructions) on back Net Wt.

**DIRECTIONS FOR USE**

It is a violation of Federal law to use this product in a manner inconsistent with its labeling.

USER RESTRICTIONS

This product is for indoor residential use only. This product is not for use on humans. If lice infestation should occur on humans, use a product labeled for use on humans. Do not apply this product in a manner that will contact adults, children, or pets either directly or through drift. Remove or cover exposed food and drinking water before application. Remove pets, birds, cover fish aquariums, and turn aquarium systems off before spraying. Do not allow adults, children, or pets to enter the treated area until sprays have dried. Do not use treated article until spray has dried. Do not apply more than one (1) time per day.

SHAKE WELL BEFORE EACH USE. Hold container upright. Do not spray into air. Apply to surfaces only. Use in well ventilated areas. Spray an inconspicuous area first to test for possible staining. Hold can about 8 to 10" from surface being sprayed. Point spray opening toward surface and press button firmly. Spray each square foot for about 5 seconds, or until surfaces are damp. Avoid excessive wetting. Do not wet surfaces or articles to the point of runoff or drip. Vacate room after treatment and ventilate before reoccupying. Wait for surfaces to dry and wash articles or bedding before use.

TO KILL BED BUGS: Using the applicator tip, spray mattress and box spring seams, edges and tufts as a spot treatment where bed bugs hide. Hit as many bugs as possible. Spray into cracks and crevices of the headboard, bed frame, surrounding baseboards, flooring, wall hangings, dressers and furniture. With tip down, apply as a surface spray to larger areas like bottoms of mattresses and box springs, carpets around beds, floor and floor coverings, under and in furniture, luggage, garments, closets and drapes. Thoroughly clean, vacuum and air-out mattresses and box springs.

TO KILL BED BUG EGGS: Using the applicator tip, spray mattress and box spring seams, edges, tufts, cracks and crevices around headboards and bed frames. With tip down, spray each square foot for about 13 seconds or until these surfaces are damp.

TO KILL FLEAS AND TICKS: Spray areas where dogs and cats sleep and around baseboards, windows, door frames, wall cracks and floors. Spray around beds, furniture and dogs' and cats' habitat. Spray sleeping areas, bedding, floor and floor

coverings where dogs and cats are kept. Use only a recommended pet spray on dogs and cats. This product is not for use on pets.

**TO KILL LICE:** Spray only those garments, parts of bedding, including mattresses and furniture that cannot be either laundered or dry-cleaned. This product is not for use on humans. If lice infestation should occur on humans, use a product labeled for use on humans.

**TO KILL DUST MITES:** Thoroughly vacuum entire room concentrating on areas where dust mites congregate such as mattresses, box springs, headboards, walls, floors, carpeting and baseboards. Spray surfaces until damp.

**TO KILL CLOTHES MOTHS AND CARPET BEETLES:** Apply as a spot treatment to cracks and crevices around baseboards, floorboards, furniture and the edges of carpet. Apply as a surface spray to carpets, rugs, closets, baseboards, furniture, floors and floor coverings. For carpets and rugs, get the spray down into the base where the larvae are feeding. Spray upper and lower surfaces where possible.

#### **STORAGE AND DISPOSAL**

**PESTICIDE STORAGE:** Protect from freezing. Always store this product in the original container away from heat or open flame. Store in a cool, dry (preferably locked) place that is inaccessible to children and animals

**CONTAINER DISPOSAL:** Do Not Puncture or Incinerate! If empty: This (steel)(aluminum)(aerosol)(container)(can) may be recycled. Before offering for recycling, empty the (container) (can) by using the product according to the label. If recycling is not available, place in trash. If partially filled: Call your local solid waste agency or 1-800-529-3394 for disposal instructions. Never place unused product down any indoor or outdoor drain.



[The steel graphics symbol may be used if label space allows it.]

#### **PRECAUTIONARY STATEMENTS**

##### **HAZARDS TO HUMANS AND DOMESTIC ANIMALS**

**CAUTION:** Harmful if absorbed through skin. Avoid contact with skin, eyes, or clothing. Wash hands thoroughly with soap and water after handling and before eating, drinking, chewing gum, using tobacco, and before using the toilet. Remove and wash contaminated clothing before reuse.

##### **FIRST AID**

**IF ON SKIN OR CLOTHING:** Take off contaminated clothing. Rinse skin immediately with plenty of water for 15-20 minutes. Call a poison control center or doctor for treatment advice.

Have the product container or label with you when calling a poison control center or doctor or going for treatment. For additional information on this product including health concerns, medical emergencies or pesticide incidents, you may call 1-800-558-5252.

##### **PHYSICAL OR CHEMICAL HAZARDS**

**FLAMMABLE. CONTENTS UNDER PRESSURE.** Do not use or store near heat or open flame. Do not puncture or incinerate container. Exposure to temperatures above 130°F may cause bursting. Do not apply this product around electrical equipment due to the possibility of shock hazard.



CONTAINS NO CFCs OR OTHER OZONE DEPLETING SUBSTANCES. FEDERAL REGULATIONS PROHIBIT CFC PROPELLANTS IN AEROSOLS [optional graphic]

Questions? Comments? Call 800-558-5252 or Write Helen Johnson

Sold by: ©[year] S.C. Johnson & Son, Inc., Racine, WI 53403-2236

U.S.A. All Rights Reserved

EPA Reg. No. 4822-xxx

EPA Est. No.

[website may be listed]

[Optional Marketing Claims]

S.C. Johnson (& Son) (A Family Company) (Wax)(since 1886) (Fisk Johnson [signature])

Fragrance Free

Water Based (Formula)

Kills dust mites on contact!

Raid® Kills Bugs Dead!®

Kills Bugs DEAD!®

Kills (Bed bugs)(Bed bug eggs)(Bed Bugs and their eggs)(carpet beetles)(clothes moths)(fleas)(ticks)(lice)(dust mites)(bugs)(on/by contact)(dead) (you see)

Kills adult lice and nymphs, as they hatch, on bedding, garments, furniture, and other inanimate objects

Effective control of listed pests

Kills bed bugs (and dust mites) where they hide

Will not stain (Non-staining on) water safe fabrics and surfaces

For use on mattresses (wood furniture) (carpet)

(Kills) Reduces bed bug egg hatch in both susceptible and some resistant strains of bed bug eggs

Kill bed bug eggs before they hatch

Spray(s) 2 ways! Spot treatment (show picture of wand out) / Surface spray (with picture of wand down)

Sprays 2 ways!

Spray with the wand up (out) for precise application (in tight spots)( including) (baseboards) (floorboards) (headboard) (wall hangings) (door frames) (and) (window frames)

Spray with the wand (folded) down for larger areas (such as) (carpets) (mattresses) (box springs) (walls) (furniture) (and) (floor coverings)



(Use the tip to) Kill(s) Bed Bugs (& Dust Mites) where they hide

Use (Product name) on non-washable items to kill lice (and nymphs)

For use in homes and apartments

Peel (remove) (tear) label (sticker) (coupon) (here) for complete use directions

Peel (remove) (tear) label (sticker) (coupon) (here) for complete use directions and precautionary statements

Peel (remove) (tear) label (sticker) (coupon) (here) before use

Read entire label before use.

Apply this product only as specified.

Visit [website] to identify your bug and best treatment plan

(Additional) Tips (Non-chemical Control Options)(for Bed bugs):

- ° Early detection is critical to solving bed bug problems.
- ° Signs of an infestation could include skin bites or welts, or small spots of blood on sheets, pillow cases or mattresses.
- ° Look for (bed) bugs in tufts and seams of mattresses, behind the headboard and in cracks and crevices of the bed frame.
- ° If you see signs of (bed) bugs, wash linens, blankets and bed covers in hot water. Dry using the high heat setting.
- ° Wash all clothing that you suspect is infested. Dry using high heat setting. Put these items in a plastic bag to keep them from becoming re-infested.
- ° Vacuum carpet around the bed and any furniture suspected to be infested. Remove as many (bed) bugs and eggs as possible.
- ° Vacuum cracks and crevices where (bed) bugs may be hiding.
- ° After treating thoroughly, continue to monitor areas for signs of more (bed) bugs.
- ° Repeat applications may be needed over the next 2 months.

(Additional) Tips (Non-chemical Control Options)(for Fleas):

- ° Before room or pet treatment, wash dog and/or cat bedding to remove existing fleas, eggs and larvae.
- ° Shampoo pets regularly with an EPA-approved flea shampoo.
- ° Vacuum carpets and upholstery to remove eggs and larvae. Pay particular attention to areas where pets rest or sleep.
- ° Be sure to empty the vacuum bag and dispose of properly so those eggs and larvae do not re-infest the room.

Raid Defense System (Defense System)

- Attack(s) Bugs\*
- Control(s) Bugs<sup>†</sup>
- Prevent(s) Bugs<sup>‡</sup>

Raid Defense System (Raid Guided Support) helps you work smarter, not harder, to fight bugs. Visit [raidkillsbugs.com](http://raidkillsbugs.com) to identify your bug and best treatment plan.

Use this product to:

- Attack Bugs
- Kill bugs on contact (Kill the bugs you see)

\*Use (this product) to kill bed bugs (fleas) (ticks) (bed bugs and fleas) (bed bugs, fleas and ticks) (bed bugs, fleas, ticks and other listed bugs) on contact.

Use other Raid products to:

- Control Bugs
- Kill bugs at the source (Kill the bugs you don't see)

<sup>†</sup> Use Raid Flea Killer Plus Carpet & Room Spray to kill fleas (ticks) (fleas and ticks) (adult fleas and ticks) on contact (and hatching eggs for up to 4 months) (in carpets and upholstery). For heavy infestations first use Raid Flea killer Plus Fogger. Read the label to find the right product for your bug problem.

- Prevent Bugs
- Help keep bugs out (Keep Bugs Out)

<sup>‡</sup> Use a Raid Max Bug Barrier product to help keep (to keep) fleas (ticks) (fleas and ticks) (fleas, ticks and other listed bugs) out (of your home). Read the label to find the right product for your bug problem.