



UNITED STATES ENVIRONMENTAL PROTECTION AGENCY
WASHINGTON, D.C. 20460

4822 - 597

08/08/2013
AUG 8 2013

1/11

OFFICE OF
CHEMICAL SAFETY
AND POLLUTION PREVENTION

Ms. Rachel M. Callies
S.C. Johnson & Son, Inc.
1525 Howe Street
Racine, WI 53403

Subject: Label Notification(s) for Pesticide Registration 2007-4

Dear Ms. Callies

The Agency is in receipt of your Application(s) for Pesticide Notification under Pesticide Registration Notice (PRN) 98-10 dated for June 28, 2013

Alternate Brand Name Raid Max Bug Barrier Defense Marker

The Registration Division (RD) has conducted a review of this request for applicability Under PRN 2007-4 and finds that the label change(s) requested falls within the scope of PRN-2007-4. The label has been date-stamped "Notification" and will be placed in our records.

EPA Registration Number: 4822-597 Peduncle BS

Please be reminded that 40 CFR Part 156.140(a)(4) requires that a batch code, lot number, or other code identifying the batch of the pesticide distributed and sold be placed on non-refillable containers. The code may appear either on the label (and can be added by non-notification/PR Notice 98-10) or durably marked on the container itself.

If you have any questions, please contact Melody Banks on 703 305-5413 or E-mail at banks.melody@epa.gov.

Sincerely,

Mark Suarez
Product Manager
Insecticide Branch
Registration Division (7504P)

United States



Environmental Protection Agency
Washington, DC 20460

- Registration
- Amendment
- Other

OPP Identifier Number

2/11

Application for Pesticide - Section I

1. Company/Product Number S.C. Johnson & Son, Inc. / 4822-597	2. EPA Product Manager Mark Suarez	3. Proposed Classification <input checked="" type="checkbox"/> None <input type="checkbox"/> Restricted
4. Company/Product (Name) S.C. Johnson & Son, Inc. / Peduncle BS	PM# 13	
5. Name and Address of Application (Include ZIP Code) S. C. Johnson & Son, Inc. 1525 Howe St. Racine, WI 53403-2236 <input type="checkbox"/> Check if this is a new address	6. Expedited Review . In accordance with 3(c)(3)(b)(i), my product is similar or identical in composition and labeling to: <div style="text-align: right; font-weight: bold; font-size: 1.2em;"> NOTIFICATION AUG - 8 2013 </div> EPA Reg. No. Product Name	

Section II

<input type="checkbox"/> Amendment – Explain below. <input type="checkbox"/> Resubmission in response to Agency letter dated <input checked="" type="checkbox"/> Notification – Explain below.	<input type="checkbox"/> Final printed labels in response to Agency letter dated <input type="checkbox"/> "Me Too" Application.. <input type="checkbox"/> Other - Explain below.
--	--

Explanation: Use additional page(s) if necessary. (For Section I and Section II.)

Notification of Alternate Brand Name per PR Notice 98-10.

This notification is consistent with the provisions of PR Notice 98-10 and EPA regulations at 40 CFR 152.46, and no other changes have been made to the labeling or the confidential statement of formula for this product. I understand that it is a violation of 18 U.S.C. Sec. 1001 to willfully make any false statement to EPA. I further understand that if this notification is not consistent with the terms or PR Notice 98-10 and 40CFR 152.46, this product may be in violation of FIFRA and I may be subject to enforcement action and penalties under sections 12 and 14 of FIFRA.

Section III

1. Material This Product Will Be Packaged In:						2. Type of Container	
Child-Resistant Packaging <input type="checkbox"/> Yes * <input checked="" type="checkbox"/> No <i>*Certification must be submitted</i>	Unit Packaging <input type="checkbox"/> Yes <input checked="" type="checkbox"/> No If "Yes" Unit Packaging wgt.	No. Per container	Water Soluble Packaging <input type="checkbox"/> Yes <input checked="" type="checkbox"/> No If "Yes" Package wgt.	No. Per container	<input type="checkbox"/> Metal <input checked="" type="checkbox"/> Plastic <input type="checkbox"/> Glass <input type="checkbox"/> Paper <input type="checkbox"/> Other (Specify)		
3. Location of Net Contents Information <input checked="" type="checkbox"/> Label <input type="checkbox"/> Container		4. Size(s) Retail Container 1 – 10 fluid ounces		5. Location of Label Directions <input checked="" type="checkbox"/> On Label <input type="checkbox"/> On Labeling accompanying product			
6. Manner in Which Label is Affixed to Product							
<input type="checkbox"/> Lithograph <input type="checkbox"/> Other <input checked="" type="checkbox"/> Paper glued <input type="checkbox"/> Stenciled							

Section IV

1. Contact Point (Complete items directly below for identification of individual to be contacted, if necessary, to process this application)		
Name Rachel M. Callies	Title Registration Specialist	Telephone No. (Include Area Code) (262) 260-0619
Certification I certify that the statements I have made on this form and all attachments thereto are true, accurate and complete. I acknowledge that any knowingly false or misleading statements may be punishable by fine or imprisonment or both under applicable law.		6. Date Application Received <div style="text-align: center; font-weight: bold; font-size: 1.2em;"> (Stamped) </div>
2. Signature 	3. Title Registration Specialist	
4. Typed Name Rachel M. Callies	5. Date 28 June 2013	

[Proposed Alternate Brand Names]
Raid Max Bug Barrier 2
Raid Max Bug Barrier Precision Marker
Raid Max Bug Barrier Defense Marker

NOTIFICATION

AUG - 8 2013

Active Ingredient:
Deltamethrin..... 0.03%
Other Ingredients:..... 99.97%
Total:..... 100.00%

KEEP OUT OF REACH OF CHILDREN
CAUTION

See Side (Back) (Inside) (Panel) for Additional Precautionary Statements (and Directions for Use)

Intended for residential use only

Net Contents:

[Reviewer Information]
(Optional Text)

Directions for Use:

It is a violation of Federal law to use this product in a manner inconsistent with its labeling.

General Information:

(Test in an inconspicuous area before applying.)

Do not allow children or pets to touch the treated surface until dry.

Apply to clean, dry surfaces.

Do not apply to surfaces that come in (direct) contact with food.

Apply to surfaces only as a spot and crack and crevice treatment.

Do not use in commercial food handling establishments, restaurants, or other places where food is commercially prepared, processed, served or stored.

Do not use on dogs or cats.

(Wash hands after use.)

To Use:

Remove cap

[or]

To remove cap, depress tab(s) (press and release tab(s)) (lift tab) and remove cap (flip cap back) (and) (pull) (remove) (slide) (move) (in direction of arrow) (by unscrewing in a) (counter-clockwise) (clockwise) (direction)

To begin using, press (push) pad (applicator) (sponge) down (on a flat surface,) pumping (x times) (with pumping motion) until applicator is wet (and release) (then reduce pressure). [x will be a number]

Slide (Move) applicator in a continuous line (to create a line (zone) of bug defense (bug control)).

Re-wet applicator as needed (as described above) to create a solid (continuous) line.

For wall (or overhead) application, re-wet applicator as needed (as described above), then apply.

(Reapply after cleaning (or washing) a treated surface, but not more than once a week.)

(Replace cap when done.)

(Wash hands after use.)

Indoors

Ants, (Boxelder Bugs), Centipedes, Cockroaches (Including Adult and Immature Stages Of Both Non-Resistant And Organophosphate And Carbamate Resistant Strains), Crickets, (Dermestids), (Firebrats), (Ground Beetles), (Palmetto Bugs), (Pillbugs), Scorpions, (Silverfish), (Sowbugs), ((Brown Marmorated) Stink Bugs), (and) (Waterbugs): Apply as a spot and crack and crevice treatment to areas where these pests crawl and hide, especially in hidden areas around sinks and storage areas, behind baseboards, around doors and windows, behind and under refrigerators, cabinets, sinks and stoves, the underside of shelves, drawers, bookcases, and similar areas. Care should be taken not to come into contact with food handling surfaces. Cover or remove all food and cooking utensils or wash thoroughly after treatment. Exposed food should be covered or removed. Repeat as necessary but not more than once per week.

Carpenter Ants: Locate nests and treat surrounding areas. Apply around doors and windows and other places where ants enter premises and where they crawl and hide. Apply to infested wood through existing openings.

Ticks [(Including Deer Ticks Which May Carry Lyme Disease)] and Fleas on Surfaces: Remove pet bedding and destroy or clean thoroughly. Apply to pet resting quarters. Put fresh bedding down once area has dried. Do not apply to animals directly. For best results, pets should be treated with an appropriate flea and/or tick control product registered for use on pets before allowing them to return to the treated area. Treat rugs and carpets where infestations are bad. Delicate fabrics should be tested for staining in an inconspicuous area prior to use.

Spiders: Apply along and behind baseboards, to window and door frames, corners, pipes, storage localities, attics, crawl spaces and other areas over which these pests may crawl.

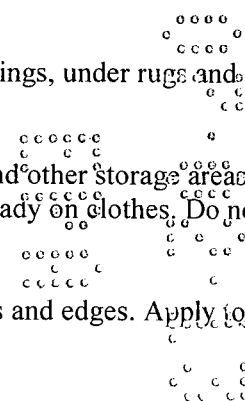
Flying Insects- Houseflies, Gnats, Mosquitoes and Small Flying Moths: Apply to localized resting areas, such as under eaves, porches, inside surfaces of window and door frames, surfaces around light fixtures and cords, railings, etc. and anywhere these insects may rest. Insects coming to rest on treated surfaces will be killed.

Pantry Pests - Grain Beetles (Rusty, Merchant and Saw-Toothed), Flour Beetles (Red and Confused), Chocolate Moths, Cigarette Beetles, Clover Mites, Cluster Flies, Drugstore Beetles, Elmleaf Beetles, Rice Weevils, Lesser Grain Borers, Spider Beetles and Tobacco Moths: Treat exposed stages. Remove all food-stuffs, utensils and shelf paper from area to be treated. Discard used shelf paper and any infested foodstuffs. Apply to shelves and in cracks and crevices behind and under cupboards and cabinets. Allow to dry prior to replacement of shelf paper, food and utensils. Wash any exposed food handling surfaces and utensils before use.

Carpet Beetles (Black, Furniture and Varied): Apply to and under edges of floor coverings, under rugs and furniture and in closets or other localities where these insects are found.

Webbing Clothes Moths: Use this product as a crack and crevice treatment in closets and other storage areas where these pests are found. This is an adjunct treatment and will not control moth larvae already on clothes. Do not apply to clothing.

Bedbugs and Lice: Remove linens and wash before reuse. Apply to mattress tufts, folds and edges. Apply to the interior of the frame. Allow to dry before contacting or remaking bed.



6/11

Outdoors

Remove all exposed food and cooking utensils. Cover all food handling surfaces or wash thoroughly after treatment and before use. Do not use on edible crops. Do not make applications during rain. Do not water the treated area to the point of run-off. All outdoor applications must be limited to spot or crack-and-crevice treatments to building foundations up to a maximum height of 3 feet, and structural surfaces (such as windows, doors and eaves) only. Application is prohibited directly into sewers or drains or to any area like a gutter where drainage to sewers, storm drains, water bodies or aquatic habitat can occur. Do not allow the product to enter any drain during or after application. Do not contaminate fish ponds or apply directly to water.

Pests on Outside Surfaces of Buildings- *Ants, Clover Mites, Crickets and Sowbugs (Pillbugs)*: Apply to foundation of building where insects are active and may find entrance up to a height of 2 to 3 feet. Apply to outside surfaces of buildings where insects tend to congregate, including (but are not limited to) screens, window frames, eaves, porches, patios and garages. Repeat treatment as necessary, but not more than once per week.

Crawling Insects- *Ants, Cockroaches (including Asian Cockroaches), Centipedes, Crickets, Mole Crickets, Waterbugs and Silverfish*. Treat infested surface of patio or picnic areas, including legs of tables and chairs.

Ants: Apply around ant trails and hills. Apply around nests hidden under steps, brickwork, concrete, etc. Break apart accessible nests and apply on and around debris. Repeat as necessary but not more than once per week.

Flying Insect- *Houseflies, Gnats, Mosquitoes and Small Flying Moths*: Apply to outside surfaces of window and door frames and other areas where these pests may enter the home. Also apply to localized resting areas, such as under eaves, porches, surfaces around light fixtures and cords, railings, etc. where these insects may rest. Insects coming to rest on treated surfaces will be killed.

Carpenter Ants and Carpenter Bees: (for localized control only) Apply to voids or channels in damaged wood of a structure, or to cracks, crevices and spaces in and between wooden portions of a structure or between wood and the foundation, in locations vulnerable to attack such as crawl spaces.

House Plants- *Aphids, Japanese Beetles, Lace Bugs, Leafminers, Mealy Bugs, Mites and Spider Mites* on house plants. Apply to upper and lower surfaces of foliage. Avoid wetting blossoms if possible. Repeat applications as necessary but not more than once per week. Do not allow product to come into contact with children or pets until dry. Not for use on plants grown for sale or other commercial use.

PRECAUTIONARY STATEMENTS

Hazards to Humans and Domestic Animals

CAUTION:

Contact with product may result in transient tingling and reddening of the skin. Avoid contact with skin or clothing. Wash thoroughly with soap and water after handling and before eating, drinking, chewing gum, or using tobacco.

[To be used only when product has Outdoor uses on label and does not include "For Indoor Household Use Only"]
Environmental Hazards

This product is extremely toxic to fish and aquatic invertebrates. To protect the environment, do not allow pesticide to enter or run off into storm drains, drainage ditches, gutters or surface waters. Applying this product in calm weather when rain is not predicted for the next 24 hours will help to ensure that wind or rain does not blow or wash pesticide off the treatment area.

Physical or Chemical Hazards

Do not apply this product in or on electrical equipment due to possibility of shock hazard.

STORAGE and DISPOSAL


STORAGE: Store in a cool, dry area inaccessible to children and pets and away from heat, sparks and open flame. Protect from freezing. If freezing occurs, allow product to thaw and shake well before using. Some product

7/11

separation may occur on freezing which is reversible on shaking. Freezing does not adversely affect the performance of this product.

DISPOSAL: Non-refillable container. Do not reuse or refill this container. If empty: Place in trash or offer for recycling if available. If partially filled: Call your local solid waste agency or 1-800-529-3394 for disposal instructions. Never place unused product down any indoor or outdoor drain.

Questions? Comments? Call 800-558-5252 or Write Helen Johnson.
Sold By © [year] S. C. Johnson & Son, Inc., Racine, WI 53403-2236
U.S.A. All Rights Reserved.
EPA Reg. No. 4822-XXX
EPA Est. No.
[Recycling icon may be used]
[website may be listed]



[Optional Marketing Claims]

8/11

S.C. Johnson
A Family Company
Since 1886
Fisk Johnson (signature)

New Precision Applicator [for use during the first 6 months]
New Product [for use during the first 6 months]
For Indoor (and Outdoor) Use [outdoor uses must include Environmental Hazards Section]
Indoor/Outdoor [outdoor uses must include Environmental Hazards Section]
Kills Bugs Dead!®
Longest Lasting Raid® (Ever!)
Ready-To-Use
Easy-To-Use

Odorless
Leaves No Odor
Goes on (dries) clear (and odorless)
Fragrance free

Precision Bug (Ant and Roach) Defense (Prevention) Stick
Precision tip (applicator)
Targeted application
(Goes) where you need it (not where you don't)
Lay down a(n) clear (invisible) line (zone) of defense (protection)
Draw(s) a(n) clear (invisible) line (zone) of defense (protection)
No splash (mess) (drip)
Comfort grip (handle)
Quick drying
Effortless
Convenient
Easy to apply (hold) (store)
Application you control
No Drips - No Runs
Stays Where You Put It
Does Not Stain* *Test in an inconspicuous area (before applying)
Does not stain most surfaces fabrics* *Test in an inconspicuous area (before applying)
Non-staining* *Test in an inconspicuous area (before applying)
Leaves no oily (greasy) residue
No oily (greasy) residue
Water-Based

(To) Kill(s) (Aphids), (Ants), (Bedbugs), (Carpenter Ants), (Boxelder Bugs), (Carpet Beetles), (Carpenter ants), (Carpenter bees), (Centipedes), (Cockroaches), (Chocolate Moths), (Cigarette Beetles), (Clove Mites), (Cluster Flies), (Crazy Ants), (Crickets), (Dermestids), (Drugstore Beetles), (Elmleaf Beetles), (Fire Ants), (Firebrats), (Fleas), (Flour Beetles), (Gnats), (Grain Beetles), (Ground Beetles), (Houseflies), (Japanese Beetle), (Lace Bugs), (Leafminers), (Lesser Grain Borers), (Lice), (Mealy Bugs), (Mites), (Mosquitoes), (Palmetto Bugs), (Pharaoh Ants), (Pillbugs), (Rice Weevils), (Silverfish), (Scorpions), (Small Flying Moths), (Sowbugs), (Spiders), (Spider Beetles), (Spider Mites), ((Brown Marmorated) Stink Bugs), (Ticks), (Tobacco Moths), (Waterbugs), (Webbing Clothes Moths), (and) (other listed insects).

Use this product ([brand name]) to help keep ants (bugs) out of your home.
Use this product ([brand name]) in hard-to-reach places where control is needed.

9/11

Use this product ([brand name]) to help keep fleas (ticks) (spiders) (roaches) (ants) (and other listed bugs) out of your home.

Controls Ticks That May Carry Lyme Disease

Up to 12-month control of (protection from) German Cockroaches on non-porous surfaces

Season long control of (protection from) German Cockroaches on non-porous surfaces

The easy way to apply year-long (season-long) protection from German Cockroaches on non-porous surfaces

The effortless way to apply year-long (season-long) protection from German Cockroaches on non-porous surfaces

The quick way to apply year-long (season long) protection from German Cockroaches on non-porous surfaces

Use this product ([brand name]) to help keep German roaches out of your home (for up to 12 months). on non-porous surfaces

Keeps Killing Flies For Up To 5 Months (20 Weeks) on non-porous surfaces

Works for (all) season long on German Roaches when applied to non-porous surfaces

Keeps killing Carpenter ants for up to 1 months (4 weeks) when applied to non-porous surfaces

Keeps Killing Pharaoh Ants, Crazy Ants and Fire Ants For Up To 1 Week on non-porous surfaces

Treats up to [X] doors (and [X] windows) on average

[number of windows and doors to be based on size of product sold and average perimeter length of doors and windows found in the US]

Treats up to [X] feet

[length will be based on size of product sold]

Controls (Kills) (Keeps Killing) German Roaches for up to 12 months on non-porous surfaces

Controls (Kills) (Keeps Killing) Flies for up to 5 months (20 weeks) on non-porous surfaces

Controls (Kills) (Keeps Killing) Pharaoh Ants (Crazy Ants) (Fire Ants) for 1 week on non-porous surfaces

Controls (Kills) (Keeps Killing) Carpenter Ants for 1 month (30 days) when applied to non-porous surfaces

Tips for best results (Best Practices): Roaches (Insects) like damp, dark places. To help make this product more effective (To maintain control) use this product in combination with other general cleaning (and maintenance) (such as cleaning, sweeping, dish washing, vacuuming and mopping. Do not leave dirty dishes in sink and seal food in tight fitting containers. Caulk and seal cracks and crevices (openings) where insects enter home.

For Use (May Be Used) On House Plants

For doors and windows (and) around (behind) sinks, (cracks and crevices), (cabinets), (entry points), (floorboards) (and) (molding)

Apply in an area where you need (want) a targeted (controlled) application.

Apply in and around cracks and crevices of exterior (and interior) doors, window frames, baseboards, around the sink and back splash (behind sink) (and other places where insects enter the house (home)).

Apply in areas where you want a targeted (controlled) treatment (application),

(around (under) the sink)

(around the backsplash)

(in sliding glass door tracks)

(at entry points)

(on sills)

(in openings where insects come in)


(around pipes and vents)

(in hiding places (corners))

(around toilets)

(around dishwasher)

(around garbage cans)



10/11

- (behind (under) stove)
- (behind (under) refrigerator)
- (behind (under) dishwasher)
- (basements)
- (laundry areas)
- (garages)
- And
- (storage areas).

This product ([brand name]) is to be used in and around residences and their immediate surroundings:

- (apartments)
- (attics)
- (basements)
- (bathrooms)
- (cabins)
- (campers)
- (carports)
- (condominiums)
- (decks)
- (dens)
- (garages)
- (gazebos)
- (homes)
- (kitchens)
- (living rooms)
- (patios)
- (play rooms)
- (porches)
- (recreational vehicles)
- (rooms)
- (storage areas)
- (sun rooms)
- (utility rooms)
- and
- (verandas).

Use this product ([brand name]) in hard-to-reach places

Apply around doors, windows, kitchen backsplashes, cracks, crevices, floorboards, and plumbing to help keep listed bugs out.

Full product label inside

For full product label peel (open) here

See inside (insert) (on back) (inside booklet) for full Directions for Use (product label)

See insert (inside) for additional instructions (information)

Directions (and precautions) in Spanish inside (on back) (booklet) (on insert) (on fold out label) (of box) (container)

Spanish instructions (inside) (on back) (on side)

(Stop) Read entire label before use.

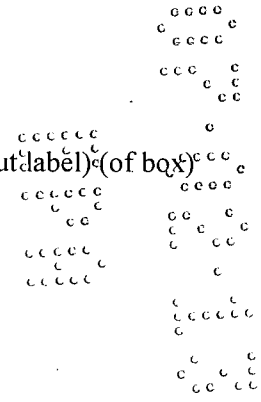
Apply this product only as specified.

Visit [website] to identify your bug and best treatment plan.

Always follow use directions (and precautionary statements.)

Read the label to find the right product for your bug problem.

Do not spray surfaces with more than one pest control product



10/11

Peel (remove)(tear) (outer) (label)(sticker)(coupon) (here) (for complete use directions)(and precautionary statements)

Peel (remove)(tear) (outer) (label)(sticker)(coupon) (here) before use.

Peel (open) here

Use this product ([brand name]) to help keep listed bugs out of your home.

Use this product ([brand name]) in sensitive areas such as kitchens and bathrooms.

Apply around doors, windows, kitchen backsplashes, cracks, crevices and baseboards to help keep listed bugs out.

Read the label to find the right product for your bug problem.

[Non-Chemical Control Options]

Seal (Caulk) points where roaches enter or escape into wall voids, crack and crevices.

Remove food spills and exposed food.

Store food in sealable containers.

Avoid leaving (accumulating) dirty dishes in sinks.

Keep food out of bedrooms and living rooms.

Seal or caulk hiding spots and points of entry (from other apartments).

Avoid the use of organic mulches next to the foundations. This is a great place for roaches (ants) (bugs) to nest and to gain entry into the home.

Do not store items like wood near the home. They are great areas where roaches (ants) (bugs) live and breed.

De-clutter outdoor areas to remove hiding places close to the home (debris, stones, piled wood, loose bark or mulch).

Do not leave doors and windows open.

Inspect screens for holes and loose edges that may allow insects (bugs) to enter.

[spiders]

Remove as many insect sources as possible that act as the primary diet of spiders.

[bed bugs]

The key to solving a bed bug problem is early detection. Be watchful for signs of an infestation like skin bites or small spots of blood on sheets or pillow cases.

After mattress treatment, purchase a high quality mattress encasement so that mattress does not need to be retreated.

Before treatment, wash linens, bed covers and curtains using hot water; dry items using high heat setting.

Store treated or uninfested items in sealed plastic bags to avoid a future infestation.

Clean and vacuum well before treatment, to remove as many bugs as possible.

Stay vigilant: repeat applications may be needed over the next two months.

[fleas and ticks]

At the time of room and/or pet treatment, wash all pet bedding to remove existing fleas and eggs.

Shampoo pets regularly with a flea shampoo.

Vacuum rugs, carpets and upholstery thoroughly to remove eggs and larvae. Pay particular attention to areas where pets rest. Be sure to empty the bag and dispose of it properly so those fleas and eggs do not re-infest.

