

4822-561

12/28/2011

1/12



UNITED STATES ENVIRONMENTAL PROTECTION AGENCY
WASHINGTON, D.C. 20460

OFFICE OF
CHEMICAL SAFETY
AND POLLUTION PREVENTION

Stuart McArthur
SC Johnson & Son, Inc.
1525 Howe St.
Racine, WI 53403-2236

NOTIFICATION
DEC 28 2011

Subject: Notification to add stink bugs to label
EPA Registration Number: 4822- 561
Decision: 458761

Dear Mr. McArthur:

The Agency is in receipt of your Application for Pesticide Notification under Pesticide Registration (PRN)98-10 dated December 6, 2011, for the abovementioned product. The Registration Division (RD) has conducted a review of this request for its applicability under PRN 98-10 and finds that the actions requested fall within the scope of PRN 98-10. The label submitted with the application has been stamped "Notification" and will be placed in our records.

If you have any questions regarding this letter, please contact Samantha Hulkower at (703) 603-0683.


Sincerely,

Mark Suarez
Product Manager 13
Insecticide Branch
Registration Division (7505P)

Enclosures: Copy of Label Stamped "Notification"

Please read instructions on reverse before completing form.

Form approved. OMN No. 2070-0060. Approval Expires 05-31-98.

 <p style="text-align: center;">United States Environmental Protection Agency Washington, DC 20460</p>	<input type="checkbox"/> Registration <input type="checkbox"/> Amendment <input checked="" type="checkbox"/> Other (Notif)	OPP Identifier Number
--	--	-----------------------

Application for Pesticide - Section I

1. Company/Product Number 4822-561	2. EPA Product Manager Richard Gebken	3. Proposed Classification <input checked="" type="checkbox"/> None <input type="checkbox"/> Restricted
4. Company/Product (Name) Bugtron	PM# 10	
5. Name and Address of Application (Include ZIP Code) S. C. Johnson & Sons, Inc. 1525 Howe St. Racine, Wi 53403 <input type="checkbox"/> Check if this is a new address	6. Expedited Review. In accordance with FIFRA Section 3(c)(3)(b)(i), my product is similar or identical in composition and labeling to: EPA Reg. No. _____ Product Name _____	

Section II

<input type="checkbox"/> Amendment - Explain below. <input type="checkbox"/> Resubmission in response to Agency letter dated _____ <input checked="" type="checkbox"/> Notification - Explain below.	<input type="checkbox"/> Final printed labels in response to Agency letter dated _____ <input type="checkbox"/> "Me Too" Application. <input type="checkbox"/> Other - Explain below.
--	---

Explanation: Use additional page(s) if necessary. (For Section I and Section II.)
 Notification of addition of non-public health pest, stinkbugs, to the label.
 This notification is consistent with the provisions of PR Notice 98-10 and EPA regulations at 40 CFR 152.46, and no other changes have been made to the labeling or confidential statement of formula of this product. I understand that it is a violation of 18 U.S.C. Sec. 1001 to willfully make any false statement to EPA. I further understand that if this notification is not consistent with the terms of PR Notice 98-10 and 40 CFR 152.46, this product may be in violation of FIFRA and I may be subject to enforcement action and penalties under sections 12 and 14 of FIFRA.



Section III

1. Material This Product Will Be Packaged In:					
Child-Resistant Packaging <input type="checkbox"/> Yes * <input checked="" type="checkbox"/> No <i>*Certification must be submitted</i>	Unit Packaging <input type="checkbox"/> Yes <input checked="" type="checkbox"/> No If "Yes" Unit Packaging wgt. N/A.	No. Per container N/A	Water Soluble Packaging <input type="checkbox"/> Yes <input checked="" type="checkbox"/> No If "Yes" Package wgt. N/A	No. Per container N/A	2. Type of Container <input checked="" type="checkbox"/> Metal <input checked="" type="checkbox"/> Plastic <input type="checkbox"/> Glass <input type="checkbox"/> Paper <input type="checkbox"/> Other (Specify)
3. Location of Net Contents Information <input checked="" type="checkbox"/> Label <input type="checkbox"/> Container	4. Size(s) Retail Container		5. Location of Label Directions <input checked="" type="checkbox"/> On Label <input type="checkbox"/> On Labeling accompanying product		
6. Manner in Which Label is Affixed to Product <input type="checkbox"/> Lithograph <input type="checkbox"/> Other <input checked="" type="checkbox"/> Paper glued <input type="checkbox"/> Stenciled					

Section IV

1. Contact Point (Complete items directly below for identification of individual to be contacted, if necessary, to process this application)

Name Stuart McArthur	Title Sr. Registration Specialist	Telephone No. (Include Area Code) 262/260-2405
-------------------------	--------------------------------------	---

I certify that the statements I have made on this form and all attachments thereto are true, accurate and complete. I acknowledge that any knowingly false or misleading statements may be punishable by fine or imprisonment or both under applicable law.		6. Date Application Received (Stamped)
2. Signature 	3. Title Sr. Registration Specialist	
4. Typed Name Stuart McArthur	5. Date 12/6/11	

BUGTRON (master name)
Raid Max Bug Barrier (alternate brand name)
Raid Max Home Insect Killer (alternate brand name)

Active Ingredient:	
Deltamethrin	0.03%
Other Ingredients:	<u>99.97%</u>
	100.00%

KEEP OUT OF REACH OF CHILDREN
CAUTION
See Side (Back) Panel for Additional Precautions

Net Contents:

NOTIFICATION
DEC 28 2011

Optional Marketing Claims
For Indoor and Outdoor Use
Indoor/Outdoor
Ready-To-Use
Easy-To-Use
Water-Based
Kills on Contact
Kills Fast
Long-Lasting
Kills Bugs Dead!®
Longest Lasting Raid® (Ever!)

Kills Ants, Carpenter Ants, Roaches, Spiders, Scorpions, Flies, Gnats, Mosquitoes, Centipedes, Firebrats, Silverfish, Crickets, Fleas, Ticks, Small Flying Moths, Japanese Beetles, Ground Beetles, Boxelder Bugs, Sowbugs, (and other listed insects).

(Also) (Kills) (Controls) (Brown) (Marmorated) Stink Bug(s) Infestations

Keeps Killing Carpenter Ants For Up To (1 Month) (4 Weeks) When Applied To Non-Porous Surfaces

Keeps Killing Pharaoh Ants, Crazy Ants and Fire Ants For Up To 1 Week

Keeps Killing German Cockroaches For Up To (12 Months) (1 Year) (52 Weeks)

(Kills) (Keeps killing) German Cockroaches for up to 12 months

Up to 12-month control (protection) from German Cockroaches

Season Long Protection from German Cockroaches

Keeps listed (Insects) (Bugs) Out!

Controls Infestations

The easy way to apply year-long (season-long) protection from German Cockroaches

The effortless way to apply year-long (season-long) protection from German Cockroaches

The quick way to apply year-long (season long) protection from German Cockroaches

Kills Fleas

Kills Mosquitoes

Keeps Killing Flies For Up To (5 Months) (20 Weeks)

Leaves No Odor

No Oily (Greasy) Residue

For Use in and Around Horse Stables

Keeps Killing Stable Flies For Up To (18 Weeks) (4.5 Months) (135 Days)

For Use on House Plants

For Use on Ornamental Plants

Kills Fleas & Ticks

Kills listed Home Invading Pests

Kills (Home Invading Pests) (Insects) (Bugs) (Ants) (Carpenter Ants) (Pharaoh Ants) (Crazy Ants) (Fire ants) (Roaches) (German Cockroaches) (Palmetto Bugs) (Waterbugs) (Spiders) (Scorpions) (Flies) (Stable Flies) (Mosquitoes) (Small Flying Moths) (Fleas) (Ticks) (Centipedes) (Japanese Beetles) (Boxelder Bugs) (Carpet Beetles) (Sowbugs) (Crickets) (Firebrats) (Silverfish) (Aphids) (Mealy Bugs) (Lace Bugs) (Thrips) (Leafminers) (Mites) (Spider Mites) (Dermestids) (Wasps) (Hornets) (Yellow Jackets) (ground beetles) (house flies) (gnats) (**Brown Marmorated**)(**Stink Bugs**) (and other listed insects) (on contact)

Kills Spiders, Centipedes and Scorpions

Kills (Roaches), (Ants) and (Fleas) (Spiders) (on Contact)

Kills Plant Pests

Kills Aphids, Mealy Bugs, Lace Bugs, Thrips, Leafminers and Mites

Kills Spider Mites

Kills Japanese Beetles

Also Controls Termites and Carpenter Ants

Controls Ticks That May Transmit Lyme Disease

No Drips - No Runs

Stays Where You Put It

Does Not Stain Most Surfaces* (* Test in an inconspicuous area before applying)

Does Not Stain Most Fabrics* (* Test in an inconspicuous area before applying)

No Shaking Required

No Shake Formula

No Drip Formula

Refills Available

Refill

(Includes)(2)(AA) Batteries (Included)

Optional Packaging Claims

(Battery Powered) (Electronic) (Reusable) (Auto) (Automatic) (Power) trigger -or- sprayer

The (Bugtron) (Battery Powered) (Electronic) (Power) (Reusable) (Auto) (Automatic) trigger - or- sprayer (helps reduce) (reduces) (prevents) (eliminates) trigger (-or- hand) fatigue

Reduces Hand Fatigue [Note to reviewer: Referring to automatic trigger]

The (Bugtron) (Battery Powered) (Electronic) (Power) (Reusable) (Auto) (Automatic) trigger - or- sprayer (creates -or- forms a consistent bug barrier -or- layer of coverage)

(The) (Bugtron) (Battery Powered) (Reusable) (Auto) (Automatic) (Power) (Electronic) (trigger) (sprayer) (is) reusable (on) (with) Bugtron (bottles) (refills) of equal size.

(Auto trigger)(Reusable) (Use only) (on) (with) (Bugtron) (bottle)(s) (refill)(s) (of equal size)

PRECAUTIONARY STATEMENTS

Hazards to Humans & Domestic Animals

CAUTION

Contact with product may result in transient tingling and reddening of the skin. Avoid contact with skin or clothing. Wash thoroughly with soap and water after handling and before eating, drinking, chewing gum, or using tobacco.

Environmental Hazards

This product is extremely toxic to fish and aquatic invertebrates. To protect the environment, do not allow pesticide to enter or run off into storm drains, drainage ditches, gutters or surface waters. Applying this product in calm weather when rain is not predicted for the next 24 hours will help to ensure that wind or rain does not blow or wash pesticide off the treatment area. This product is highly toxic to bees exposed to direct treatment or residues on blooming crops or weeds. Do not apply this product or allow it to drift to blooming crops or weeds if bees are visiting the treatment area.

Physical or Chemical Hazards

Do not apply this product in or on electrical equipment due to possibility of shock hazard.

[Note to reviewer: () Indicates alternative text in addition to any subset of the directions for use.]

DIRECTIONS FOR USE

It is a violation of Federal law to use this product in a manner inconsistent with its labeling.

(Spanish directions (inside) (on back)) [Note to reviewer: To be translated into Spanish]

(General Information)

- Test in an inconspicuous area before applying.
- Do not spray into the air
- Do not allow children or pets to touch the treated surface until it has dried
- (Turn)(Move)(Set) the (Reusable) (Auto) Trigger to the (on) (unlock(ed)) (icon) (position). Return to (off) (lock(ed)) (icon) position after use.
- Hold container upright and spray away from face, (one to two)(one to three)(one to four)(two to three)(two to four)(three to four) feet from the surface (being treated)
- Squeeze trigger and spray until surface is moist but not dripping. Over application may cause damage.
- Repeat spraying as necessary but not more than once per week
- (Keep the Reusable Auto Trigger for use on compatible refills.)

[Note to reviewer: Assembly instructions for Gallon & Half Gallon Only- Not for smaller size] Assembly Instructions [Note to reviewer: Visuals and Numbers may be included]

- (Remove cap and trigger (holster)(hanger))
- (Remove cap and bag containing trigger and hose)
- Open package (containing trigger (and) hose) (and) (flexible) (dip tube); discard packaging material
- (Remove band holding trigger to holster.)
- (Place (holster)(hanger) back on bottle for future trigger storage.)

- Uncoil hose, (drop (weighted) (flexible) dip tube into container and tighten (cap)(closure)) (and insert plug into spout on cap until it clicks. Flip up spout.)
- (Turn)(Move)(Set) the (Reusable Auto) Trigger to the (on)(unlock(ed))(unlock icon) position to begin application.
- After use, (Turn)(Move)(Set) the (Reusable Auto) Trigger to the (off)(lock(ed))(icon) (position) (and hang (place) upside down on the (holster) (hanger) for storage)
- Keep the Reusable Auto Trigger, hose, dip tube and (holster)(hanger) for use on compatible refills.

Indoors

- ((Turn)(Move)(Set)(Rotate) the trigger (nozzle) to the (indoor) (stream) (tight) (icon) setting)
- Spray in spots, cracks and crevices where insects crawl and hide
- Spray areas where flying insects land.
- Spray in and around insect entry points including (around) doors and windows
- Spray insect hiding areas such as (under)(and)(around)(sinks)(refrigerators)(stoves) (and)(cabinets) (and behind baseboards)
- Kitchens
 - Remove or cover exposed food and utensils.
 - Cover exposed countertops and other food related surfaces.
 - Wash thoroughly after spraying.
 - Do not use in commercial food handling establishments, restaurants or other places where food is commercially prepared or processed.
- Pet Resting Areas
 - Do not spray directly on pets
 - Clean or destroy infested bedding.
 - Spray resting areas.
 - Replace bedding after spray has dried.
- House Plants (optional usage instructions)
 - (Use (wide)(broad) setting)
 - Move plants from living areas to treat.
 - Apply spray to upper and lower surfaces of foliage. Avoid wetting blossoms if possible.
 - After spray has dried on plants, return to living areas.

Outdoors

Remove all exposed food and cooking utensils. Cover all food handling surfaces or wash thoroughly after treatment and before use.

- ((Turn)(Move)(Set)(Rotate) trigger (nozzle) to the (outdoor) (wide) (far.) (icon) setting))
- Spray outside around foundations to a height of (two)(2) to (three)(3) feet. Spray around doors, windows, cracks, crevices and other insect entry and hiding spots.
- Remove all exposed food and cooking utensils. Cover all food handling surfaces or wash thoroughly after treatment and before use.
- Spray with wind if breeze is blowing. Do not contaminate fish ponds or apply directly to water.

- Ants: Spray trails, break up and saturate ant nests. (Avoid direct contact with Fire Ants and their nests.)
- Patios/Picnic Areas: spray surfaces including table and chair legs
- More frequent applications may be necessary on concrete surfaces. Check these areas in (four) (4) weeks and retreat if insect activity continues.
- Do not use on edible crops.

[Note to reviewer: Remaining usage instructions are optional for specific uses]

Bugtron's long-lasting action keeps on killing German Cockroaches for up to (12 months) (1 year) and Flies for up to (150 days) (20 weeks) (5 months) after you spray. More frequent applications may be necessary on concrete surfaces. Check these areas in 4 weeks and retreat if insect activity continues. Contact kill gives you immediate results when spraying insects directly, while residual activity kills insects when they return to treated areas.

Bugtron is intended to be used in and around residences and their immediate surroundings such as (but not limited to): apartments, atriiums, attics, automobiles, basements, bathrooms, boats, cabins, campers, carports, cat sleeping quarters, clothes storage, condominiums, decks, dens, driveways, garages, gazebos, homes, kitchens, lanais, living rooms, parlors, patios, pet sleeping areas, play rooms, porches, recreational vehicles, rooms, solariums, storage areas, sun rooms, utility rooms and verandas. Do not use in commercial food handling establishments, restaurants or other places where food is commercially prepared or processed.

INDOORS:

Cockroaches (Including Adult and Immature Stages of Both Non-Resistant and Organophosphate and Carbamate Resistant Strains), Ants, Boxelder Bugs, Centipedes, Crickets, Dermestids, Firebrats, Fleas, Palmetto Bugs, Silverfish, Sowbugs, Ticks and Waterbugs: Apply as a spot and crack & crevice treatment to areas where these pests crawl and hide, especially in hidden areas around sinks and storage areas, behind baseboards, around doors and windows, behind and under refrigerators, cabinets, sinks and stoves, the underside of shelves, drawers, bookcases, and similar areas. Cover all food handling surfaces and cover or remove all food and cooking utensils or wash thoroughly after treatment. Exposed food should be covered or removed. Repeat as necessary but not more than once per week.

(Roaches: Spray in cracks and crevices, around baseboards and other hiding places.)

Ants: Spray ant trails and around doors and windows and other places where ants enter the house. Repeat as necessary but not more than once per week.

Carpenter Ants: For effective control, locate and treat nests and surrounding areas. Apply around doors and windows and other places where ants enter premises and where they crawl and hide. Spray into infested wood through existing openings.

Ticks (Including Deer Ticks which May Transmit Lyme Disease) and Fleas on Surfaces: Remove pet bedding and destroy or clean thoroughly. Spray pet resting quarters. Adult Fleas and Larvae contacted by spray will be killed. Put fresh bedding down once spray has dried. Do

not spray animals directly. For best results, pets should be treated with an appropriate flea and/or tick control product registered for use on pets before allowing them to return to the treated area. Spray rugs and carpets where infestations are bad. Delicate fabrics should be tested for staining in an inconspicuous area prior to use.

Spiders: Apply along and behind baseboards, to window and door frames, corners, pipes, storage localities, attics, crawl spaces and other areas over which these pests may crawl.

Centipedes, Ground Beetles, Pillbugs, Sowbugs, Scorpions and Ticks: Apply around doors and windows and other places where these pests may enter premises. Treat baseboards, storage areas and other locations where these pests are found.

(Silverfish, Crickets, and Spiders: Apply to areas infested by these pests.)

FLYING INSECTS: Houseflies, Gnats, Mosquitoes and Small Flying Moths: Spray localized resting areas, such as under eaves, porches, inside surfaces of window and door frames, surfaces around light fixtures and cords, railings, etc. and anywhere these insects may rest. Insects coming to rest on treated surfaces will be killed.

(FLYING INSECTS: Spray resting areas. Insects coming to rest on treated surfaces will be killed.)

HORSE STABLES: To Control Stable Flies, Horn Flies, Houseflies, Face Flies, Horse Flies, Deer Flies, Mosquitoes and Gnats. Apply thoroughly to surfaces until wet. Insects coming to rest on treated surfaces will be killed or repelled. Repeat treatment as necessary, but not more than once per week. Do not spray animals or humans, or apply to animal feed or watering equipment.

PANTRY PESTS - Grain Beetles (Rusty, Merchant and Saw-Toothed), Flour Beetles (Red and Confused), Chocolate Moths, Cigarette Beetles, Clover Mites, Cluster Flies, Drugstore Beetles, Elmleaf Beetles, Rice Weevils, Lesser Grain Borers, Spider Beetles and Tobacco Moths: Treat exposed stages. Remove all food-stuffs, utensils and shelf paper from area to be treated. Discard used shelf paper and any infested foodstuffs. Apply spray to shelves and in cracks and crevices behind and under cupboards and cabinets. Allow to dry prior to replacement of shelf paper, food and utensils. Wash any exposed food handling surfaces and utensils before use.

Carpet Beetles (Black, Furniture and Varied): Spray on and under edges of floor coverings, under rugs and furniture and in closets or other localities where these insects are found.

Webbing Clothes Moths: Use this product as a crack and crevice treatment in closets and other storage areas where these pests are found. This is an adjunct treatment and will not control moth larvae already on clothes. Do not apply to clothing.

OUTDOORS:

Remove all exposed food and cooking utensils. Cover all food handling surfaces or wash thoroughly after treatment and before use. Do not use on edible crops.

For outdoor use only as an aid in controlling these insects. Point sprayer away from face. Hold sprayer on a slight downward angle, approximately (one to two)(one to three)(one to four)(two to three)(two to four)(three to four) feet from surface to be sprayed. Spray with wind if breeze is blowing. Do not contaminate fish ponds or apply directly to water.

PESTS ON OUTSIDE SURFACES OF BUILDINGS: For control of building infestation to Ants, Clover Mites, Crickets and Sowbugs (Pillbugs). Spray foundation of building where insects are active and may find entrance up to a height of 2 to 3 feet. Apply to outside surfaces of buildings where insects tend to congregate. Spray areas include (but are not limited to) screens, window frames, eaves, porches, patios, garages and refuse dumps. Repeat treatment as necessary, but not more than once per week.

CRAWLING INSECTS: Ants, Cockroaches (including Asian Cockroaches), Centipedes, Crickets, Mole Crickets, Waterbugs and Silverfish. Hold sprayer (-or- trigger) (one to two)(one to three)(one to four)(two to three)(two to four)(three to four) feet from surface to be treated and spray on infested surface of patio or picnic areas, hitting as many insects as possible. Spray to slightly moisten the surface. Spray infested surface of patio or picnic area. Also spray legs of tables and chairs.

Ants: Spray freely around ant trails and hills. Spray around nests hidden under steps, brickwork, concrete, etc. Break apart accessible nests and spray freely on and around debris. Repeat as necessary but not more than once per week.

(Ants: Spray ant trails and hills. If nest can be located, spray surface of nest until wet.)

Lone Star Ticks, Dog Ticks, Crickets and Fleas: Apply thoroughly to infestation in bushes, grass or weeds.

Wasps, Hornets, and Yellow Jackets: Spray nests and other surfaces where wasps and hornets may rest. Aim spray at nest openings. Applications should be made late in the evening when insects are at rest.

FLYING INSECTS: Houseflies, Gnats, Mosquitoes and Small Flying Moths: Spray outside surfaces of window and door frames and other areas where these pests may enter the home. Also spray localized resting areas, such as under eaves, porches, surfaces around light fixtures and cords, railings, etc. where these insects may rest. Insects coming to rest on treated surfaces will be killed.

Termites and Carpenter Ants (for localized control only): Apply product to voids or channels in damaged wood of a structure, or to cracks, crevices and spaces in and between wooden portions of a structure or between wood and the foundation, in locations vulnerable to attack such as crawl spaces.

For Termites, the purpose of such applications is to kill workers or winged forms which may be present in the treated areas at the time of application. Not recommended as sole protection

against termites. For active infestations, get a professional inspection. Such applications are not a substitute for mechanical alteration, soil treatment or foundation treatment but are merely a supplement. For severe termite infestation, contact a professional pest control operator in your area.

HOUSE PLANTS: To control Aphids, Japanese Beetles, Lace Bugs, Leafminers, Mealy Bugs, Mites and Spider Mites on house plants. Prior to spraying, remove plants from living and eating areas. Put in an area not likely to come in contact with pets, children or food. Plants can be returned to original location when leaves dry. If plants cannot be moved, cover or remove exposed food and food handling surfaces. Avoid spraying surrounding areas.

Apply spray to upper and lower surfaces of foliage. Avoid wetting blossoms if possible. Repeat applications as necessary, but not more than once per week.

FOR CONTROL OF ORNAMENTAL GARDEN INSECTS: For use on roses, dahlias, asters and other ornamentals to kill Japanese Beetles hit by spray, as well as Whiteflies, Aphids, Armyworms, Lace Bugs, Mealy Bugs, Exposed Thrips, Pavement Ants, Spiders, Spider and Red Mites, Clover Mites and Leafminers.

Not for use on plants grown for sale or other commercial use.

May be used on plants, as well as a multi-purpose spray in small ornamental gardens and for spot treatments to prevent insects from spreading into large garden areas.

May also be used on other plants such as African violets, asters, azaleas, begonias, camellias, carnations, chrysanthemums, delphiniums, dogwood, English ivy, euonymus, fuschia, geraniums, crassula, grape vine, Kentia palm, laurel, marigolds, rhododendrons, rubber plants, snapdragons, stocks, wandering Jews and zinnias.

When spraying plants, do not operate closer than (one to two)(one to three)(one to four)(two to three)(two to four)(three to four) feet. Use sweeping motion. Be cautious about wetting tender foliage, young plants and new growth. Do not spray plants when temperatures exceed 90°F. Over application may cause damage. DO NOT apply to vegetable plants or other plants used for food. Spray insects directly whenever possible. Repeat treatment as necessary, but not more than once per week.

STORAGE AND DISPOSAL

Storage: Store in a cool, dry area (away from) (inaccessible to) children and pets and away from heat, sparks and open flame. (Protect from freezing.) (Store above 32°F.) (Do not transport or store below 32°F (0°C).) If freezing occurs, allow product to thaw and shake well before (using) (use). (Some product separation may occur on freezing which is reversible on shaking).

Freezing does not adversely affect (the performance of) this product.

Disposal: ((Battery Powered) (Electronic) (Power) (Reusable) (Auto) (Automatic) (Trigger) (Sprayer): Do not discard. (Keep) (Save) the (Battery Powered) (Electronic) (Power) (Reusable) (Auto) (Automatic) (Trigger) (Sprayer) for use (on) (with) (Bugtron) refills of equal size.)

Container: Nonrefillable container. Do not reuse or refill this container. If empty: Place in trash or offer for recycling if available. If partly filled: Call your local solid waste agency or 800-529-

3394 for disposal instructions. Never place unused product down any indoor or outdoor drain.
[Note to reviewer: Optional text referring to trigger would only be used if product had an electronic trigger which could be used with refills of the same product]

www.killsbugsdead.com TM
Questions? Comments?
Call 800-558-5252 or write Helen Johnson
Sold by: © 2009
S.C. Johnson & Son, Inc.
Racine, WI 53403-2236
U.S.A. All Rights Reserved

EPA REG. NO.: 4822-561

EPA EST. NO.:

