



4822-533

03/14/2006

1/9

Please read instructions on reverse before completing form.

Form approved OMN No 2070-0060. Approval Expires 05-31-98.

 United States Environmental Protection Agency Washington, DC 20460		<input type="checkbox"/> Registration <input type="checkbox"/> Amendment <input checked="" type="checkbox"/> Other (NOTIF)	OPP Identifier Number
Application for Pesticide - Section I			
1. Company/Product Number 4822 - 533	2. EPA Product Manager George LaRocca	3. Proposed Classification <input checked="" type="checkbox"/> None <input type="checkbox"/> Restricted	
4. Company/Product (Name) Raid Reach & Kill Outdoor Ant & Roach Killer	PM# 13		
5. Name and Address of Application (Include ZIP Code) S.C. Johnson & Son, Inc. 1525 Howe Street Racine, WI 53403-2236 <input type="checkbox"/> Check if this is a new address	6. Expedited Review. In accordance with FIFRA Section 3(c)(3)(b)(i), my product is similar or identical in composition and labeling to: EPA Reg. No. Product Name		
Section II			
<input type="checkbox"/> Amendment - Explain below. <input type="checkbox"/> Resubmission in response to Agency letter dated <input checked="" type="checkbox"/> Notification - Explain below.		<input type="checkbox"/> Final printed labels in response to Agency letter dated <input type="checkbox"/> "Me Too" Application. <input type="checkbox"/> Other - Explain below.	
NOTIFICATION MAR 14 2006			
Explanation: Use additional page(s) if necessary. (For Section I and Section II.)			
Notification of minor label change to add misuse statement (It is a violation... its labeling) under the Directions for Use heading on the outer starter kit label.			
This notification is consistent with the provisions of PR Notice 98-10 and EPA regulations at 40 CFR 152.46, and no other changes have been made to the labeling or the confidential statement of formula of this product. I understand that it is a violation of 18 U.S.C. Sec. 1001 to willfully make any false statement to EPA. I further understand that if this notification is not consistent with the terms of PR Notice 98-10 and 40 CFR 152.46, this product may be in violation of FIFRA and I may be subject to enforcement action and penalties under Sections 12 and 14 of FIFRA.			
Section III			
1. Material This Product Will Be Packaged In:			
Child-Resistant Packaging <input type="checkbox"/> Yes * <input checked="" type="checkbox"/> No *Certification must be submitted	Unit Packaging <input type="checkbox"/> Yes <input checked="" type="checkbox"/> No If "Yes" Unit Packaging wgt. N/A	Water Soluble Packaging <input type="checkbox"/> Yes <input checked="" type="checkbox"/> No If "Yes" Package wgt. N/A	2. Type of Container <input checked="" type="checkbox"/> Metal <input type="checkbox"/> Plastic <input type="checkbox"/> Glass <input type="checkbox"/> Paper <input type="checkbox"/> Other (Specify)
No. Per container N/A	No. Per container N/A	No. Per container N/A	
3. Location of Net Contents Information <input checked="" type="checkbox"/> Label <input type="checkbox"/> Container	4. Size(s) Retail Container 12 - 18 ounces	5. Location of Label Directions <input checked="" type="checkbox"/> On Label <input type="checkbox"/> On Labeling accompanying product	
6. Manner in Which Label is Affixed to Product <input checked="" type="checkbox"/> Lithograph <input type="checkbox"/> Other <input type="checkbox"/> Paper glued <input type="checkbox"/> Stenciled			
Section IV			
1. Contact Point (Complete items directly below for identification of individual to be contacted, if necessary, to process this application)			
Name Maren E. Grow	Title Registration Specialist N.A. Registration	Telephone No. (Include Area Code) (262) 260-4722	
Certification I certify that the statements I have made on this form and all attachments thereto are true, accurate and complete. I acknowledge that any knowingly false or misleading statements may be punishable by fine or imprisonment or both under applicable law.			6. Date Application Received (Stamped)
2. Signature 	3. Title Registration Specialist N.A. Registration		
4. Typed Name Maren E. Grow	5. Date February 17, 2006		

(Note to reviewer: This aerosol product is fitted with a special overcap for use in conjunction with a trigger-actuated applicator. Both a refill aerosol and "starter kit" (including an aerosol and refillable applicator) will be made available for purchase. This label incorporates text for the starter kit and refill aerosol. The aerosol refill cans will be fully labeled. Cans inserted in the applicator may be rotated to allow access to label text).

Master name: Raid Reach & Kill Outdoor Ant & Roach Killer

Additional Brand Names:

- Raid Reach & Kill Wasp & Hornet Killer
- Raid Reach & Kill Outdoor Wasp & Hornet Killer
- Raid Reach & Kill Outdoor Ant & Roach Barrier
- Raid Reach & Kill Refill Outdoor Ant & Roach Barrier
- Raid Reach & Kill Refill Wasp & Hornet Killer

Can label

For use (only) with Raid Reach & Kill applicator:

Claims:



NEW!

- Can be used around electrical equipment
- Dielectric breakdown voltage of 32,500 volts (or 32.5 kV)
- Electrically non-conducting (up to 32,500 volts or 32.5 kV)
- Drives roaches out! Kills them dead!
- For (outdoor) use
- Flushing action drives roaches from their hiding places so they cross treated areas and die
- Strike before they sting.
- Kills in (4) seconds
- Kills larvae and pupae in nests
- Kills on contact (for up to (2)(3)(4) weeks)(for weeks)
- Kills roaches (ants)(insects)(bugs) (dead) before they enter your house (for up to (2)(3)(4) weeks)(for weeks)
- Kills (roaches) (dead) (for up to (2)(3)(4) weeks) (for weeks)
- Keeps (on) killing (for up to (2)(3)(4) weeks) (for weeks)
- Protects (kills) (keeps on killing) (for up to (2)(3)(4) weeks) (for weeks)
- Kills bugs dead!
- Kills the entire nest
- Kills with residual action (for up to (2)(3)(4) weeks) (for weeks)
- Kills wasps and hornets on contact
- (Kill) (Kills) (bugs) ((paper) wasps), ((bald-face) hornets) (and) (&) (yellow jackets) (mud daubers) (bees) (instantly) (on contact) (in hard-to-reach) (places) (areas) (spots) (locations) (!)
- Repels roaches from problem areas with regular use
- Repels ants from problem areas with regular use
- Roach killer
- Sprays (nests) (wasps) (hornets) (up to) 22 feet
- Sprays (nests) (wasps) (hornets) (up to) 20 feet high
- Long-lasting (formula)
- (Kill)(Kills) (bugs) (roaches) (and) (&) (waterbugs) (palmettobugs) (crickets) (spiders) (silverfish) (millipedes) (centipedes)(ants)(earwigs) (in hard-to-reach) (places) (areas) (spots) (locations) (!)
- Kills (a variety of) household bugs as listed (for up to (2)(3)(4) weeks)(for weeks)
- No unpleasant odor
- (Aerosol) (Refill)

4822-533/ MEG/ 1 of 7 pgs/ 2-17-06

STORAGE: Store away from heat, sparks, and open flame in an area inaccessible to children. Do not store (with) can upside-down.

4822-533/ MEG/ 2 of 7 pgs/ 2-17-06



ACTIVE INGREDIENTS:

Tetramethrin 0.20%
Permethrin 0.20%

OTHER INGREDIENTS*:

99.60%

*Contains petroleum distillates

KEEP OUT OF REACH OF CHILDREN

CAUTION

See Additional Precautionary Statements on Back

NET WT. ___ OZ.

S.C. JOHNSON (A Family Company)

BACK PANEL

(Inserting Can:)

1. Before each use, check to make sure that you are using the right (Raid) (Reach & Kill) (product) (insect spray) (insecticide) for your insect problem.
2. (Remove clear cap from the can.) Holding the (pole with) base opening upward, place the can bottom into the base.
3. Place cover over can, (align) (line up) locking features and twist until cover snaps into place.
4. To remove (can) (aerosol) (refill), twist and remove cover.

DIRECTIONS FOR USE:

It is a violation of Federal law to use this product in a manner inconsistent with its labeling.

FOR OUTDOOR USE (TO KILL WASPS AND HORNETS):

To kill paper wasps, yellow jackets, mud daubers, bald-face hornets, and bees: For best results, spray in early morning or early evening when insect activity is minimal. Stand safe distance from nest and not directly underneath. Point spray opening toward nest with wind at your back. Spray until nest is thoroughly saturated to kill the entire nest population. (Do not disturb or directly contact nest(s) with the applicator.) Residual action will kill wasps and hornets which (that) return to (the) nest. Wait at least 24 hours before removing the nest. Do not apply to pets or contaminate feed, foodstuffs, dishes or utensils. Avoid spraying vegetation directly. Avoid excessive wetting of asphalt.

(Note to EPA reviewer: the following are alternate directions for outdoor use.)

(FOR OUTDOOR USE):


Hold (with spray nozzle) approximately 12-15 inches from surface to be sprayed. For best results, spray when air is calm. Spray with wind if breeze is blowing. (Do not spray directly overhead).

(Pests on outside surfaces of buildings:) To (control building infestations) (prevent entry) of (ants), (cockroaches) (waterbugs) (palmetto bugs) (crickets) (spiders) (silverfish) (millipedes) (centipedes) (earwigs): (Spray foundation of building(s) where insects are active and may find entrance up to a height of 2-3 feet.) (Apply (as a residual spray) to outside surfaces of building(s) (where insects tend to (congregate)(enter)).) (Spray (screens), (window frames), (eaves), (porches), (patios), (garages) and (garbage areas) to prevent pest entry (into) (homes)(structure) (building) (house) (garage). (Apply as a barrier spray to point of pest entry into structure (building) (home) (house) (garage). Pay particular attention to windows and doorframes.) Repeat treatment every 4 (four) weeks.

(Crawling insects: To Control: ((ants) (cockroaches) (waterbugs) (palmetto bugs) (centipedes) (millipedes) (spiders) (crickets) (earwigs) (and) (silverfish), spray infested surfaces (of patio or picnic area) hitting as many pests as possible.) (Spray ant hills and trails (for best control).) (Also spray legs of tables and chairs to repel ants.))

((To Control) Ants: Spray (around) ant hills and trails (as necessary) (for best control).

STORAGE: Store away from heat, sparks, and open flame in an area inaccessible to children. Do not store (with) can upside-down.



DISPOSAL: Do Not Puncture or Incinerate! If empty: This container may be recycled (in the few but growing number of communities) where aerosol can recycling is available. Before offering for recycling, empty the container by using the product according to the label. If recycling is not available, put in trash. If partially filled: Call your local solid waste agency or 1-800-529-3394 for disposal instructions. Never place unused product down any indoor or outdoor drain.



[For Reviewer: The Steel graphics symbol will be used if label space allows it.]

PRECAUTIONARY STATEMENTS

HAZARDS TO HUMANS AND DOMESTIC ANIMALS:

CAUTION: Harmful if absorbed through skin. Avoid contact with eyes, skin or clothing. Wash thoroughly with soap and water after handling. Provide adequate ventilation of area being treated. Do not apply to pets or contaminate feed, foodstuffs, dishes or utensils. Cover and avoid spraying fish aquariums. Cover or remove exposed food, dishes, utensils and food handling equipment.

FIRST AID:

If On Skin or Clothing: Take off contaminated clothing. Rinse skin immediately with plenty of water for 15 – 20 minutes. Call a poison control center or doctor for treatment advice.

If Swallowed: Immediately call a poison control center or doctor. Do not induce vomiting unless told to do so by a poison control center or doctor. Do not give any liquid to the person. Do not give anything by mouth to an unconscious person. Have the product container or label with you when calling a poison control center or doctor, or going for treatment. You may also contact 800-558-5252 for emergency medical treatment information.

Note to Physician: Contains petroleum distillate – vomiting may cause aspiration pneumonia.

ENVIRONMENTAL HAZARDS: This product is extremely toxic to fish. Do not apply to water. Do not contaminate water by disposing of equipment washwaters**.

***(This statement to appear on the final printed labeling only if outdoor uses appear.)*

PHYSICAL/CHEMICAL HAZARDS:

FLAMMABLE. CONTENTS UNDER PRESSURE. Keep away from fire, sparks, and heated surfaces. Do not puncture or incinerate container. Exposure to temperatures above 130°F may cause bursting. Do not place on stove, radiator or place where temperature exceeds 130°F.

www.killsbugsdead.com

Questions? Comments?

Call 800-558-5252

or Write Helen Johnson

(Satisfaction Guaranteed.) (30-Day) (Full) (Complete) (Money-back) (Guarantee) (:If Raid Reach & Kill does not provide effective (roach and ant) (wasp and hornet) control, call toll-free 800-558-5252 to arrange for a full refund.)


© 2003 S.C. Johnson & Son, Inc.

Racine, WI 53403-2236 USA

All Rights Reserved

EPA Reg. No. 4822-533

EPA Est. No. 4822-WI-1



Starter Kit Carton Label

Front Panel

(will be repeated 2 ways – horizontally and vertically)

Raid Reach & Kill (Applicator) (System) (Starter Kit) (I, II, III, etc.)

Claims for applicator system and refills:

(Insect) (Bug) Types: [product name of any Raid Reach & Kill product]

(Note to reviewer: Claims from the product label may also be used on the Starter Kit Carton Label)

New!

Conveniently apply a variety of Raid Reach & Kill insecticides
Conveniently kills insects outside (and inside with available refills)
Convenient way to kill bugs

Easy way to apply a variety of Raid Reach & Kill insecticides (to kill bugs)
Easy to apply (insecticides) in hard to reach places
Use with a variety of (indoor and / or outdoor) Raid Reach & Kill products
One (device) (applicator) (tool) to apply a variety of Raid Reach & Kill (insect) products
(Applicator) (tool) Extends over 3 feet (to increase your reach)
Increase your reach (by) (up to) 3 feet!
Apply (in) (to) hard to reach places
Reaches the bugs so you don't have to
Great for outdoors (and indoors with available refills)
(Three) (Aerosols) (Aerosol) (Refills) available!

Raid, Kills Bugs Dead!
No Bug is Out of Reach
More bugs are within your reach
Extend your reach to kill bugs
The easy (simple) way to kill bugs
Quick Way to Reach (and/or Kill) Bugs
The Easy Way to Kill Bugs Dead!
(The) Do-It-Yourself Insect Control (System) (Tool) (Applicator) (!)
Easy-To-Use (Applicator) (Tool) (Trigger) (Control) !
(Applicator) (Tool) Assembles to (over 3 ft) (almost 4 ft) !
(Applicator) (Tool) measures ___ (feet) (inches) (in length)
Gets you (up to) ___ feet (closer to) (away from) the bugs
Quick-loading refill system

KEEP OUT OF REACH OF CHILDREN

CAUTION

See Additional Precautionary Statements on Back

ACTIVE INGREDIENTS:

Tetramethrin 0.20%
Permethrin 0.20%

OTHER INGREDIENTS*:

99.60%



*Contains petroleum distillates

(System) (Starter Kit) Includes:

(1) (Raid Reach & Kill) (applicator) (tool), (1) (2) (3) (aerosol) (aerosols) (refill) (refills) (can) (cans)

(1) (2) (3) Refill(s) (of) [product name(s) of any Raid Reach & Kill products], (___ oz. aerosol(s))

S.C. Johnson A Family Company



Back Panel

RAID Reach & Kill (applicator) (application) system is the (revolutionary) (innovative) (unique), way to kill bugs dead! It's the easy, convenient way to apply a variety of uniquely designed Raid Reach & Kill (refill) products with just one (applicator) (application) (device) (tool). Simply insert the (aerosol) (can) (refill), and apply. (Use for quick and easy application into hard to reach places in and around your home (with available refills.)) No mixing, no climbing ladders, no hassle.

(Some of these phrases may also be repeated as picture headings).

- Raid Reach & Kill advanced (bug control) (applicator) system provides:
- Unique applicator to give you over 3 feet of (extra) reach
- Easy-to-use trigger control
- Easy (aerosol) (refill) (can) insertion and removal
- (Refills available for indoor or outdoor needs)

The starter kit comes with (one) (two) (three) Raid Reach & Kill (aerosol) (aerosols) (refill) (refills) and an applicator. These other (Two or Three) Raid Reach & Kill (aerosol) (aerosols) (refills) are available (to meet your exact needs) (Refills available for indoor or outdoor needs):

- [product name] (Keeps Killing up to 4 weeks!) (EPA Reg. No. 4822-532)
- [product name] (Keeps on Killing up to 4 weeks!) (EPA Reg. No. 4822-533)
- [product name] (Kills the entire nest!) (EPA Reg. No. 4822-533)
- (Note: may also show picture of product bearing approved label).

(Assembly Instructions) (Easy Assembly):

(Note to reviewer: Representative graphic for final printed label.)

(Assembly Tip: To make assembly easier, add a small drop of liquid soap at the tip of the connector, then insert and twist! To improve grip during assembly, use rubber gloves.)

Carefully read all instructions before using.

1. Connect (each of) the (three) poles (by squeezing the white buttons).
2. Attach the handle to the pole assembly.
3. Attach the base to the pole assembly (by sliding the white buttons into the grooves and pushing until it "snaps") (into place). ((Once assembled) Attempting to take apart may cause damage (to the poles, handle or base).)
4. Choose a (refill) (aerosol) (can), making sure that you are selecting the right (product) (insect spray) (insecticide) for your insect problem.
5. (Remove clear cap from the can.) Holding the (pole) (assembly) (with) the base opening upward, place the can bottom into the base
6. Place cover over the can, (align) (line up) (the) locking features and twist until cover snaps into place.
7. To remove the (can) (aerosol) (refill), twist and remove the cover.

(Applicator) (Tool) is not meant to be disassembled.

To Use (Using Product)

- (Shake well before each use.)
- (Hold (applicator) (tool) with two hands (as shown)).
- Squeeze red (or designated color) trigger to dispense product (to spray).
- Forceful, directed spray will put product where you want it.
- (Sprays up or down) (You can spray at any angle).
- Can easily be applied in hard to reach places
- Use with a variety of indoor and outdoor Raid Reach & Kill products
- Do not contact electrical wires with (device) (applicator)
- To avoid injury, do not use while standing on a ladder or elevated surface
- Keep applicator from contacting sticks, twigs, dirt, rocks (etc.) that may hamper the unit's effectiveness.
- Refer to (aerosol) (refill) (can) for specific application directions

DIRECTIONS FOR USE:

It is a violation of Federal law to use this product in a manner inconsistent with its labeling.

Refer to (See) (product) can for complete use directions.

STORAGE: Store away from heat, sparks, and open flame in an area inaccessible to children. Do not store (with) can upside-down. See can for disposal instructions.

[For Reviewer: The following precautionary statements, first aid, environmental hazards, and physical/chemical hazards are identical to those that appear on the product (can) label.]

PRECAUTIONARY STATEMENTS

HAZARDS TO HUMANS AND DOMESTIC ANIMALS:

CAUTION: Harmful if absorbed through skin. Avoid contact with eyes, skin or clothing. Wash thoroughly with soap and water after handling. Provide adequate ventilation of area being treated. Do not apply to pets or contaminate feed, foodstuffs, dishes or utensils. Cover and avoid spraying fish aquariums. Cover or remove exposed food, dishes, utensils and food handling equipment.

FIRST AID:

If On Skin or Clothing: Take off contaminated clothing. Rinse skin immediately with plenty of water for 15 – 20 minutes. Call a poison control center or doctor for treatment advice.

If Swallowed: Immediately call a poison control center or doctor. Do not induce vomiting unless told to do so by a poison control center or doctor. Do not give any liquid to the person. Do not give anything by mouth to an unconscious person. Have the product container or label with you when calling a poison control center or doctor, or going for treatment. You may also contact 800-558-5252 for emergency medical treatment information.

Note to Physician: Contains petroleum distillate – vomiting may cause aspiration pneumonia.

ENVIRONMENTAL HAZARDS: This product is extremely toxic to fish. Do not apply to water. Do not contaminate water by disposing of equipment washwaters**.

** (This statement to appear on the final printed labeling only if outdoor uses appear.)

PHYSICAL/CHEMICAL HAZARDS:

FLAMMABLE. CONTENTS UNDER PRESSURE. Keep away from fire, sparks, and heated surfaces. Do not puncture or incinerate container. Exposure to temperatures above 130°F may cause bursting. Do not place on stove, radiator or place where temperature exceeds 130°F.

8/9

Open this end
Open opposite end

www.killsbugsdead.com

U.S. Patent Pending

Questions? Comments?

Call 800-558-5252

Or write Helen Johnson

(Satisfaction Guaranteed.) (30-Day) (Full) (Complete) (Money-back) (Guarantee) (:If Raid Reach & Kill does not provide effective (roach and ant) (and) (or) (wasp and hornet) control, call toll-free 800-558-5252 to arrange for a full refund.)

© 2003 S.C. Johnson & Son, Inc.

Racine, WI 53403-2236 U.S.A.

All Rights Reserved

EPA Reg. No. 4822-533

EPA Est. No. XXXX-XX-X



(Note to review: Text only for applicator (handle):)

Do not use while standing on a ladder

Use only (with) Raid Reach & Kill products (Refill only with Raid Reach & Kill products).

9/9



A FAMILY COMPANY

S. C. Johnson & Son, Inc.
Global Safety Assessment & Regulatory Affairs
1525 Howe Street, Mail Sta. 149
Racine, WI 53403-2236

February 17, 2006

Document Processing Desk (NOTIF)
Office of Pesticide Programs (7504C)
U.S. Environmental Protection Agency
Room 266A, Crystal Mall 2
1801 S. Bell Street
Arlington, VA 22202-4501
Attn: Linda Arrington, Team Leader

via overnight courier

Dear Ms. Arrington:

Re: Raid Reach & Kill Outdoor Ant & Roach Killer
EPA Reg. No. 4822-533
Notification of minor label change

S.C. Johnson & Son, Inc. (SCJ) hereby notifies the U.S. Environmental Protection Agency that we are making a minor label change to add the misuse statement (It is a violation... its labeling) under the Directions for Use heading on the outer starter kit label in order to satisfy a state's request to have it labeled in such a fashion. This was discussed with Mr. LaRocca on 2-10-06 and we agreed that this was an acceptable way to accomplish this change.

To facilitate your review we have enclosed the following:

- a completed Application for Pesticide Registration form 8570-1
- Three (3) copies of the label with change clearly marked in **bold italics**
- Notification Response Form to return to me acknowledging this transaction

I can be reached by telephone at (262) 260-4722 if you have any questions or require further information regarding this notification. Thank you for your attention to this matter.

Best Regards,

Ms. Maren E. Grow
Registration Specialist
Mail Station 149
Fax: 262-260-4716
Email: megrow@scj.com

Enclosures